

# Apply for a Permit to Accompany

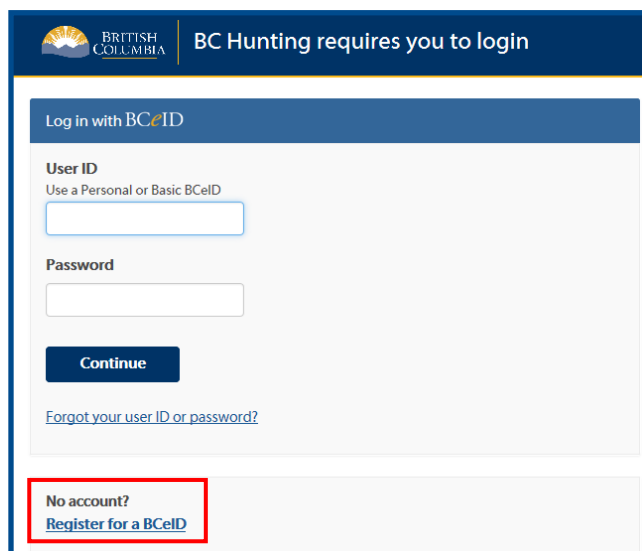
<p><b>What is this permit for?</b></p>	<p>A Permit to Accompany allows a resident hunter to accompany up to two non-resident or non-resident alien persons while hunting big game in British Columbia.</p> <p><b>NOTE:</b> Any non-resident or non-resident alien who is listed on a Permit to Accompany application must have an active Fish and Wildlife ID (FWID) with verified user status and the appropriate residency credential <b>before</b> they can be added to the application. For more information, go to <a href="http://www.gov.bc.ca/hunting">www.gov.bc.ca/hunting</a>.</p>
<p><b>Who can apply for this permit?</b></p>	<p>Resident hunters 19 years of age and older, who meet the qualifications to apply. For more information, go to <a href="http://www.gov.bc.ca/hunting">www.gov.bc.ca/hunting</a>.</p>

## Before you start

Before applying for a Permit to Accompany (PTA), you will need:

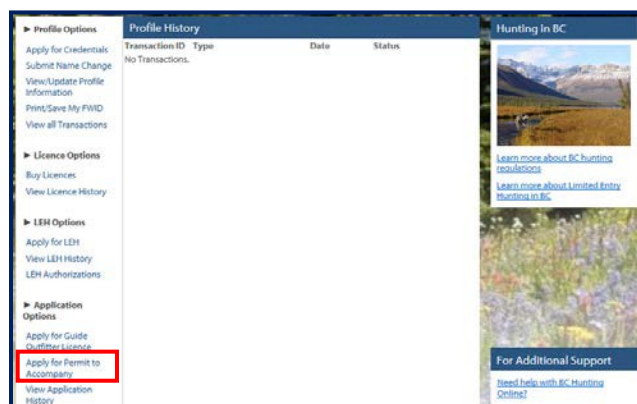
- A Fish and Wildlife ID with verified user status
- Active BC resident and hunting credentials
- No active Hunting suspensions or outstanding royalties or reports
- A basic BCeID to sign on to the BC Hunting Online service
- Credit card for payment (Fee: \$55.00)

**NOTE:** A BCeID is an account that provides secure electronic access to online government services, including the BC Hunting online system. If you do not have a BCeID, you will be prompted to register for one when you sign on at [www.gov.bc.ca/hunting](http://www.gov.bc.ca/hunting).

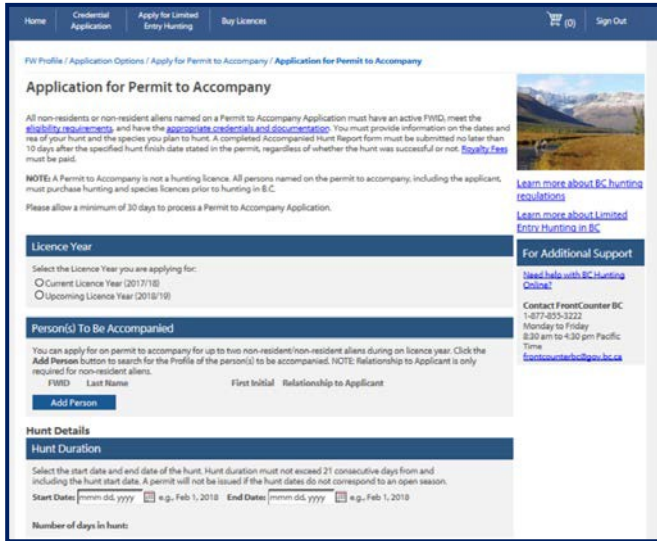


## Getting Started

- Click on the **Apply for Permit to Accompany** link under **Application Options** on your Fish and Wildlife profile.



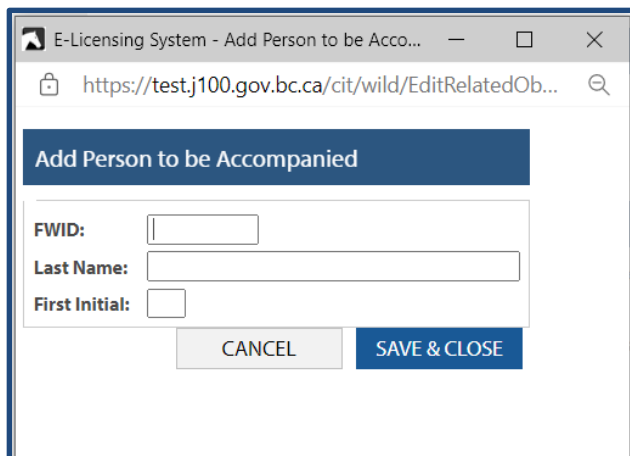
# Apply for a Permit to Accompany



## Step 1 – Select Licence Year

The Application for Permit to Accompany page is displayed.

- Select the **Licence Year** radio button for the licence year in which you plan to hunt with the Permit to Accompany.
- Click the **Add Person** button, a pop-up box will be displayed.



## Step 2 – Add Person(s) to be Accompanied

- Enter the FWID, Last Name and First Initial of the first Person to be Accompanied.
- Click **Save & Close**. The system will look for the Fish and Wildlife profile of the Person to be Accompanied.
- If the profile is found, the person's name will appear in a table.
- If the profile is not found, the person to be accompanied will need to register for a FWID, create a profile and apply for their credentials before they can be added to a Permit to Accompany application.

**NOTE:** Any non-resident or non-resident alien who will be listed on a Permit to Accompany application must have an active Fish and Wildlife profile with verified user status and the appropriate residency credential before they can be added to the application. For more information, go to [www.gov.bc.ca/hunting](http://www.gov.bc.ca/hunting).

# Apply for a Permit to Accompany

**Person(s) To Be Accompanied**

You can apply for on permit to accompany for up to two non-resident/non-resident aliens during on licence year. Click the **Add Person** button to search for the Profile of the person(s) to be accompanied. NOTE: Relationship to Applicant is only required for non-resident aliens.

FMD	Last Name	First Initial	Relationship to Applicant
895158760	Bird	B	Sister-in-law

**Add Person**

## Relationship to Applicant

**NOTE:** If the person to be accompanied is a non-resident alien, you must provide the family relationship you have to the non-resident alien.

- If the person to be accompanied is a non-resident alien, click on the **Relationship to Applicant** dropdown list next to the name of the Person To Be Accompanied.
- Select the appropriate relationship.
- If there is a second person to be accompanied, you can click the **Add Person** button to include a second person on the PTA, or you can go to Step 3.

**Hunt Details**

**Hunt Duration**

Select the start date and end date of the hunt. Hunt duration must not exceed 21 consecutive days from and including the hunt start date. A permit will not be issued if the hunt dates do not correspond to an open season.

Start Date:  e.g., Feb 1, 2018 End Date:  e.g., Feb 1, 2018

Number of days in hunt:

**Hunt Region**

Select the Hunt Region below. Applicants are restricted to hunting within one region. NOTE: If you pick Region 7A or 7B, all Management Units in Region 7 will be available for selection under Requested Management Units / Species.

Region:

**Requested Management Units (MUs) / Species**

Add your requested management units (MUs) and species for each MU. You can select as many MUs and/or species as you wish.

MU	Species
<input type="text"/>	<input type="text"/>

**Add MU/Species**

## Step 3 – Hunt Details

### Hunt Duration

- Enter a **Start Date** (mmm dd, yyyy)
- Enter an **End Date** (mmm dd, yyyy)

**NOTE:** The hunt duration must not exceed 21 days, including the first and last day of the hunt.

### Hunt Region

- Click on the dropdown arrow in the **Region** field and select the region you wish to hunt in.

### Requested Management Units (MUs)/Species

- Click the **Add MU/Species** button – a row will be displayed to select the MU.
  - Select a MU from the dropdown list
- Click on the **Add Species** button.
  - Select the species you wish to add to your application.
- You can add additional MUs and species by clicking on the **Add MU/Species** button.

**NOTE:** A PTA is not a licence to hunt. PTA holders and the persons they accompany must also have valid hunting and species licences.

# Apply for a Permit to Accompany

**Fee**

Amount: \$55.00

I, the applicant, attest that I am a citizen of Canada or a permanent resident of Canada and I, the applicant, declare that I have held a British Columbia resident hunting licence and a big game species licence for 3 of the 5 licence years immediately preceding the application for this Permit to Accompany, or successfully completed the Conservation, Outdoor, Recreation and Education program and have held a British Columbia resident hunting licence and a big game species licence for 2 of the 5 licence years immediately preceding the application for this Permit to Accompany. (If you are an authorized agent of the government completing this application for the applicant, check this box if the applicant has stated the declaration to you.)

## Step 4 – Add to Shopping Cart

- Click the attestation box to confirm that you meet the requirements to hold a Permit to Accompany.
- Click **Add to Shopping Cart** to proceed to payment.
- If you click **CANCEL**, your application will not be saved.

**Shopping Cart**

PERMIT APPLICATIONS				
Application ID	Permit Type	Application Date	Licence Year	Fee
554358964	Permit To Accompany	Oct 20, 2021	2021/22	\$55.00

[Remove Application](#)

Fees:	\$55.00
Shipping:	\$0.00
GST:	\$0.00
<b>Subtotal:</b>	<b>\$55.00</b>

**SHOPPING CART TOTAL**

Your fees include a \$5.00 conservation surcharge which goes to the Habitat Conservation Trust Foundation (HCTF). HCTF uses this money to fund wildlife and habitat conservation projects in BC. To find out more about the projects supported by your licence purchase OR to sign up for HCTF's quarterly e-newsletter visit [www.hctf.ca](http://www.hctf.ca). For more details about the conservation surcharge, go to <http://www.gov.bc.ca/hunting>.

Fees:	\$55.00
Shipping:	\$0.00
GST:	\$0.00
<b>Total:</b>	<b>\$55.00</b>

I confirm that the hunting products in the shopping cart are correct. I understand I must abide by the BC Provincial Health Officer orders and I am asked to abide by all Provincial Health Officer guidance related to COVID-19, and I will not be offered a refund if I am unable to partake in my hunt because of health and safety orders and closures that may be in place at the time of my hunt.  
Hunting products are non-transferable and non-refundable.

## Step 5 - Pay and Finish

- Review your purchase(s) in your shopping cart
- Click the attestation checkbox to confirm that your products are correct.
- Click **Continue Shopping** to purchase additional products.
- Click **Complete Checkout** to purchase products.
- Complete the payment process.
- After payment is completed, you can **view or print** your receipt or return to your profile details.

## Step 6 - View application history

**Profile Options**

Apply for New Credentials

Update Residency

Submit Name Change

Profile Information

Print/Save My FWD

Profile Transactions

**Licence Options**

Buy Licences

Licences - Self

Licences - on Behalf

**LEH Options**

Apply for LEH

LEH Applications

LEH Authorizations

**Application Options**

Apply for Guiding Territory Certificate

Apply for Guide Outfitter Licence

Apply for Permit to Accompany

**Applications**

**Permit Options**

Permits

**Commercial Products**

Guiding Territory Certificates

Commercial Licences

**Reports**

Permit to Accompany

Guide Outfitter

**Current Applications**

Application ID	Application Type	Application Date	Status
554179212	Guide Outfitter	Apr 29, 2021	Submitted
554182458	Permit To Accompany	Apr 29, 2021	Submitted
554179212	Guide Outfitter	Apr 29, 2021	Submitted

[Show History](#)

**E-Licensing System - View Application for Permit to Accompany - Work - Microsoft Edge**

https://test100.gov.bc.ca/cit/wild/editrelatedobject.aspx?PossePresentation=ReadOnly&Poss...

**View Application for Permit to Accompany**

Application ID: 554182458  
Application Status: Submitted

**Current Application Details**

Licence Year: April 1, 2021 to March 31, 2022  
 Hunt Start Date: Jul 1, 2021    Hunt End Date: Jul 12, 2021  
 Number of days in hunt: 12

**Persons To Be Accompanied:**

FWD	Last Name	First Initial	Relationship to Applicant
817301290	Williams	S	

Region: 4 - Kootenay  
 Requested Management Units (MUs) / Species:

MU	Species
401	Bison, Elk, Fallow Deer, Mule Deer, Wolverine
404	Bison, Black Bear, Bobcat, Caribou, Cougar, Elk, Fallow Deer, Haida Gwaii Deer, Lynx, Moose, Mountain Goat, Mule Deer, White-tailed Deer, Wolf, Wolverine
423	Caribou, Fallow Deer, Lynx, Moose, Mule Deer, Wolf, Wolverine

I, the applicant, attest that I am a citizen of Canada or a permanent resident of Canada and I, the applicant, declare that I have held a British Columbia resident hunting licence and a big game species licence for 3 of the 5 licence years immediately preceding the application for this Permit to Accompany, or successfully completed the Conservation, Outdoor, Recreation and Education program and have held a British Columbia resident hunting licence and a big game species licence for 2 of the 5 licence years immediately preceding the application for this Permit to Accompany. (If you are an authorized agent of the government completing this application for the applicant, check this box if the applicant has stated the declaration to you.)

- From your Fish and Wildlife profile, click on **Applications** under **Application Options** to view details and status of your application.
  - **In Review** – application is in review
  - **Application Incomplete** – click on the application ID to determine what information you must provide. You can also withdraw your application at this time.
  - **New** – the PTA application has been created but not submitted as it is not yet paid for.
  - **Approved** – the PTA application has been approved. Your PTA permit will appear under **Permit Options**.
  - **Denied** – the PTA application has been denied.
  - **Withdrawn by Applicant** – this indicates that you withdrew your application.

# Apply for a Permit to Accompany

---

***Need help or have questions?***

Visit [www.gov.bc.ca/hunting](http://www.gov.bc.ca/hunting)

OR

To contact the FrontCounter BC Contact Centre by Chat, Email or phone click here:

[FrontCounter BC Contact Us Webpage](#)