

Trapping Harvest Report

Required when:	If you have a Trapping Licence in B.C., at least one Trapping Harvest Report must be submitted each year whether or not a harvest took place. Multiple Trapping Harvest Reports may also be submitted as harvests occur within the trapping licence year. All Trapping Harvest Reports must be received by July 31 st following the licence year.
Who is eligible to submit?	A Trapping Licence holder.

You have successfully logged in to BC Hunting.

This page provides information about your Fish and Wildlife profile.

To apply for LEH or buy a licence, you must have a Fish and Wildlife ID (FWID) and the appropriate credentials. To apply for credentials, click on the Apply for Credentials link under the Profile Options menu on the left-hand side of this page.

Note: It can take up to 3 business days to receive your credentials.

Fish and Wildlife Profile Edit

PERSONAL	CONTACT	CREDENTIALS
Name: Thomas Trapper	Main Phone Number: 555-555-1212	BC Resident (Active)
FWID Status: Active	Call Number: -	Expires: Jun 10, 2024
FWID: 972 272 894	Email: resident-trapper@gmail.com	
Gender: Male	Address: 123 Wharf Street	
Date of Birth: Jan 1, 1970	Victoria BC V8W 2R3	

Current Trapping Reports CREATE NEW

Report ID	Trapping Licence Number	Trapping Licence Year	Submitted Date
554218550	SMV-972272894	2020/21	Jun 17, 2021
554218530	SMV-972272894	2020/21	Jun 17, 2021
554217463	SMV-972272894	2020/21	Jun 16, 2021
554214458	SMV-972272894	2020/21	Jun 14, 2021

[Show History](#)

Before you start

Before you create a Trapping Harvest Report, make sure you have:

- An active Fish and Wildlife ID (FWID) with verified user status.
- A valid Trapping Licence in B.C.

Log in to your Fish and Wildlife profile from the Hunting in B.C. homepage at www.gov.bc.ca/hunting.

Next, click on the **Trapping** link under **Reports** on the left-hand side of your profile home page.

- Click on the **CREATE NEW** button to start a new Trapping Harvest Report.

NOTE:

An individual with a Licence Exemption WA S.11(9) credential on their profile may submit a Trapping Harvest Report without having a trapping licence, however, it is not mandatory.

FW Profile / Trapping Report / Step 1 - Report Info

Trapping Report

The accurate completion of a trapping harvest report is the legal responsibility of the licensed trapper and is required by the Wildlife Act of British Columbia. A trapping harvest report is required whether or not harvest took place. For more information and instructions, [click here](#).

Report Information

Please select the licence year that the trapping took place.

Trapping Licence Year: 2020/21

Trapping Licence Number: SMV-972272894

Did any harvest occur: Yes No

[CANCEL](#) [NEXT](#)

Start a new Trapping Harvest Report with harvest

- Select the licence year on which to report.
- The system will automatically display the trapping licence number for the selected year.
- Respond **Yes** to the harvest question.
- Click **NEXT** to add harvest information.

FW Profile / Trapping Report / Step 1 - Report Info / Step 2 - Harvest Information

Harvest Information

Record the number of species harvested in the grid below. If the harvest occurred in a park, both the park name and your Park Use Permit (PUP) number are required. You may add multiple rows of harvest information as needed, to include all combinations of trapline type, trapline number, month, species, management unit (MU), and park.

Record all harvests:

Trapline Type	Trapline Number	* Month	* Species	* MU	* Males	* Females	* Unknown	* Harvest in Park?	Park Name	Park Use Permit #
Private Property		April	Marten	624	2	0	0	No		
Registered Trapline	TR01237401	April	Mink	624	3	0	0	Yes	Lake Louise Lake Park	12345
Private Property		February	Muskrat	627	2	1	0	Yes	Atko River Park	45632

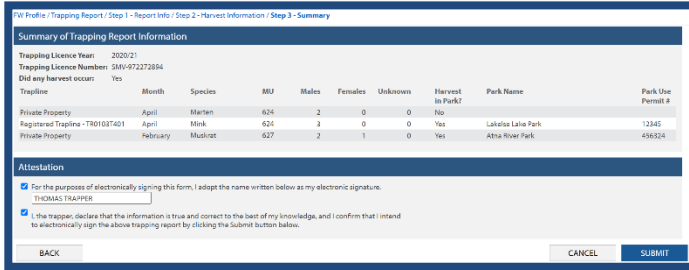
[ADD HARVEST INFORMATION](#)

[BACK](#) [CANCEL](#) [NEXT](#)

Add Harvest Information

- Click **ADD HARVEST INFORMATION** to insert a blank row into the table.
- All mandatory fields must be populated.
- Upon successful completion of a row, click **ADD HARVEST INFORMATION** to add another blank row.
- Once all harvests have been entered, click **NEXT** to view the summary.

Trapping Harvest Report



Summary of Trapping Report Information

Trapping Licence Year: 2020/21
 Trapping Licence Number: SMV-972272894
 Did any harvest occur: Yes

Traps	Month	Species	MU	Males	Females	Unknown	Harvest in Park?	Park Name	Park Use Permit #
Private Property	April	Marten	626	2	0	0	No		
Registered Traps - T801037401	April	Mink	626	3	0	0	Yes	Lakelee Lake Park	12345
Private Property	February	Muskrat	627	2	1	0	Yes	Alta River Park	456724

Attestation

For the purposes of electronically signing this form, I adopt the name written below as my electronic signature.
 THOMAS TRAPPER

I, the trapper, declare that the information is true and correct to the best of my knowledge, and I confirm that I intend to electronically sign the above trapping report by clicking the Submit button below.

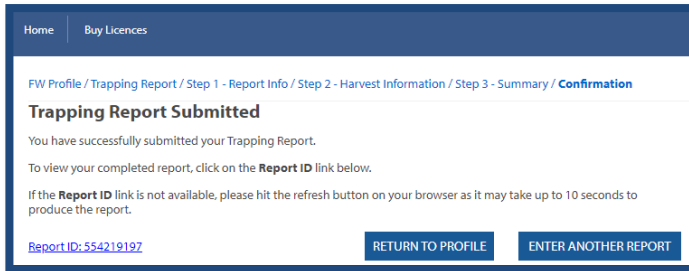
BACK CANCEL SUBMIT

Summary of Trapping Report Information

- A summary of the information entered will be displayed.
- Confirm all the information is correct, and that you have entered all trapping activity.
- Check the attestation check boxes and provide your name as electronic signature.
- Click the **SUBMIT** button to submit your Trapping Harvest Report.

NOTE:

Once a Trapping Harvest Report has been submitted, it cannot be modified online. If modifications are required, you must contact FrontCounter BC.



Home Buy Licences

FW Profile / Trapping Report / Step 1 - Report Info / Step 2 - Harvest Information / Step 3 - Summary / **Confirmation**

Trapping Report Submitted

You have successfully submitted your Trapping Report.

To view your completed report, click on the **Report ID** link below.

If the **Report ID** link is not available, please hit the refresh button on your browser as it may take up to 10 seconds to produce the report.

[Report ID: 554219197](#) [RETURN TO PROFILE](#) [ENTER ANOTHER REPORT](#)

Trapping Report Submitted

- Once your Trapping Harvest Report has been submitted, you may choose to enter another report or return to your profile.
- The report PDF can be downloaded by clicking on the **Report ID** link.

NOTE:

It may take 10 seconds for the Report ID link to show or you may need to refresh the page to see the link.



Profile Options
 Licence Options
 LEH Options
 Application Options
 Permit Options
 Commercial
 Products
 Reports
 Permit to Accompany
 Guide Outfitter
 Trapping
 Royalties
 Taxidermy Re

Current Trapping Reports

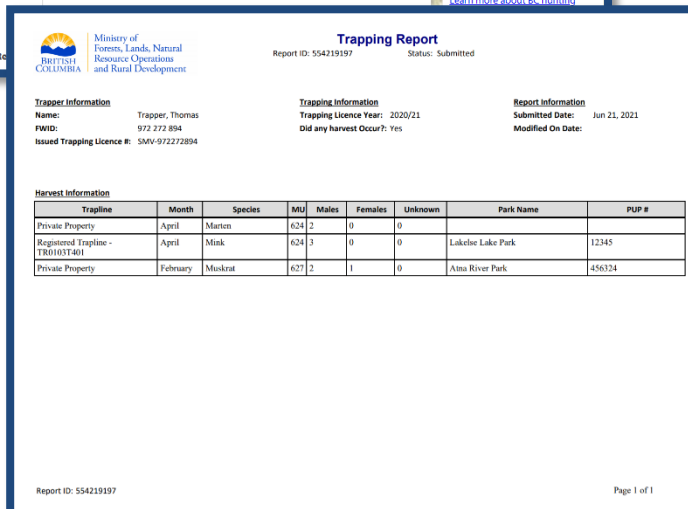
[CREATE NEW](#)

Report ID	Trapping Licence Number	Trapping Licence Year	Submitted Date
554219197	SMV-972272894	2020/21	Jun 21, 2021
554218559	SMV-972272894	2020/21	Jun 17, 2021
554218539	SMV-972272894	2020/21	Jun 17, 2021
554217463	SMV-972272894	2020/21	Jun 16, 2021
554214438	SMV-972272894	2020/21	Jun 14, 2021

[Learn more about BC hunting](#)

View a Trapping Report

- Click the Report ID Link from the Current Trapping Report screen or the Trapping Report History screen.
- The Trapping Harvest Report will open in new tab.
- The report PDF can be downloaded or printed.



British Columbia Ministry of Forests, Lands, Natural Resource Operations and Rural Development

Report ID: 554219197 Status: Submitted

Trapper Information		Trapping Information		Report Information	
Name:	Trapper, Thomas	Trapping Licence Year:	2020/21	Submitted Date:	Jun 21, 2021
FWID:	972 272 894	Did any harvest occur?:	Yes	Modified On Date:	
Issued Trapping Licence #:	SMV-972272894				

Harvest Information

Traps	Month	Species	MU	Males	Females	Unknown	Park Name	PUP #
Private Property	April	Marten	624	2	0	0		
Registered Traps - T801037401	April	Mink	624	3	0	0	Lakelee Lake Park	12345
Private Property	February	Muskrat	627	2	1	0	Alta River Park	456724

Report ID: 554219197 Page 1 of 1

Trapping Harvest Report



The screenshot shows a web form titled "Trapping Report" with the following sections:

- Report Information:** Includes a dropdown for "Trapping Licence Year" (set to 2020/21) and a text field for "Trapping Licence Number" (SMV-972273894). A question "Did any harvest occur?" has radio buttons for "yes" and "no", with "no" selected.
- Attestation:** Contains two checkboxes. The first is checked and labeled "For the purposes of electronically signing this form, I adopt the name written below as my electronic signature." The second is checked and labeled "I, the trapper, declare that the information is true and correct to the best of my knowledge, and I confirm that I intend to electronically sign the above trapping report by clicking the Submit button below." Below the checkboxes is a text input field containing "TIOGAS TRAPPER".

Buttons for "CANCEL" and "SUBMIT" are located at the bottom right of the form.

Start and submit a new Trapping Harvest Report with no harvest

- Select the licence year on which to report.
- The system will automatically display the trapping licence number for the selected year.
- Respond **No** to the harvest question.
- Check the attestation checkboxes and provide your name as electronic signature.
- Click **SUBMIT** to submit the Trapping Harvest Report.

NOTE:

A trapping harvest report with no harvest should be used only to report if you did not make any harvests for the entire trapping year.

Need help or have questions?

Visit www.gov.bc.ca/hunting

OR

To contact the FrontCounter BC Contact Centre by chat, email or phone, click here:

[FrontCounter BC Contact Us Webpage](#)