


## Class B Regular Ticket Raffle Gaming Licence Application Guide

This guide will provide you with step-by-step instructions on how to complete an application for a Class B gaming event licence using the Gaming Online Service (GOS). Some common errors will be pointed out; however, you are responsible for reading and understanding the Standards and Procedures for your event before applying.

Applying for a licence and reading through this document should take 15-30 minutes.

Throughout the application process, you'll see clickable 'Help' or 'Question Mark' icons:  . Clicking these symbols will open another window with more information.

The 'Help' icons located at the top right-hand corner of each screen will show you general government help information. The 'Help' icons located within the Online Service pages will give you additional information and/or tips related to the subject matter at hand.

The Standards and Procedures can be found on the Gaming Policy and Enforcement Branch website at <https://www2.gov.bc.ca/gov/content/sports-culture/gambling-fundraising/gambling-licence-fundraising/documents-forms>.

Additional information can be found in the FAQ at <https://www2.gov.bc.ca/gov/content/sports-culture/gambling-fundraising/gambling-licence-fundraising/questions-contact-info>.

If you have any questions or need further assistance, please contact the Licensing Division at [gaming.licensing@gov.bc.ca](mailto:gaming.licensing@gov.bc.ca) or 250.387.5311 ext. 1.

**In this document:**

1. Before you start your online application.....	3
2. Visit the GPEB website and click on the “Online Service” link.....	4
3. Click “Launch Online Service” on the Gaming Online Service web page .....	5
4. Click “Apply Online” on the Online Service web page.....	6
5. Search for the organization’s profile or create a new one .....	7
6. Enter the organization’s details.....	9
7. Select Licence.....	11
8. Select Class B Licence.....	12
9. Select Ticket Raffle .....	13
10. Select Regular Ticket.....	14
11. Enter the details of the event.....	15
12. Describe the Use of Net Proceeds .....	19
13. Submit information of individuals responsible for the event .....	20
14. Read and agree to the Terms and Conditions.....	22
15. Select how you will pay the processing fee.....	23

## 1. Before you start your online application

Before starting a licence application, familiarize yourself with important, related information, including: organization eligibility; prize restrictions; eligible uses of net gaming proceeds; application processing times and more.

The above information is available on the Gambling Event Fundraising page on the Gaming Policy and Enforcement Branch (GPEB) website (<https://www2.gov.bc.ca/gov/content/sports-culture/gambling-fundraising/gambling-licence-fundraising>).

### Additional notes about completing your online application:

- You must complete your application in one session; you cannot save your application and return to it later.
- Most applicants will be able to complete their application in under 30 minutes if they have prepared ahead of time by reviewing the pre-application checklist (see link above).
- Please be aware that you may run into issues if you take longer than 30 minutes to complete your application.
- Do not click your web browser back button or refresh button while completing your application.
- Do not copy and paste from other documents into the application fields.
- Application fields that allow for multiple lines of text have limits of 4,000 characters including spaces and punctuation.

### Uploading Documents:

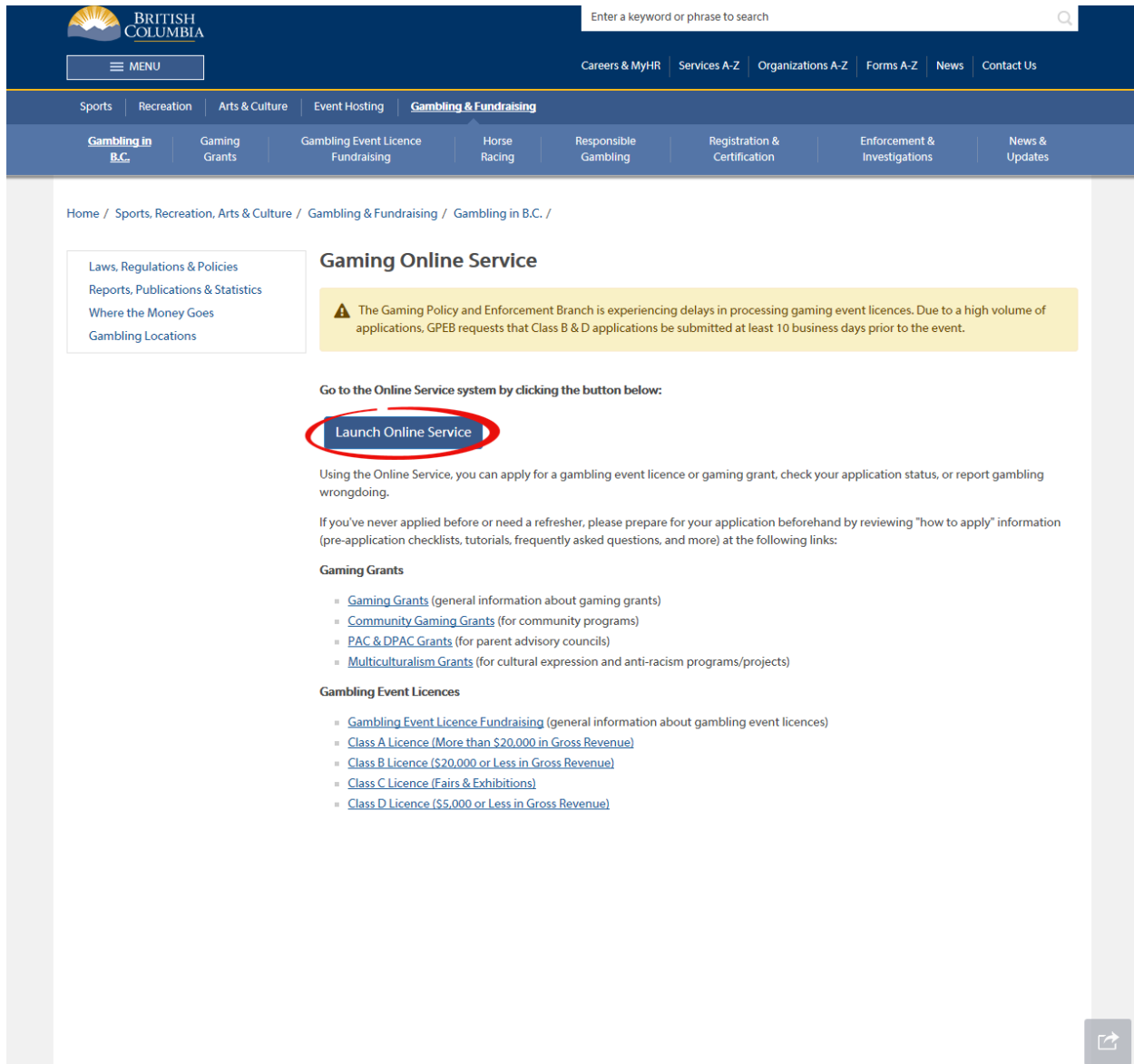
- Make sure that any supporting documents you attach are in one of the following formats:
  - DOC, DOCX, XLS, XLSX, PDF, JPG
  - Each attachment should have a file extension matching one of the above; attachments with other formats are not accepted and may cause errors.
- Electronic copies of physical documents can be made by any of the following methods:
  - Scanning the document using a scanner.
  - Taking a digital photo of the document and saving it as a JPG file.
  - Using a PDF scanner app available on most smart phones.

**2. Visit the GPEB website and click on the “Online Service” link**

You can start a licence application by visiting the GPEB website at [gaming.gov.bc.ca](http://gaming.gov.bc.ca). Look for and click the “Online Service” link as shown below.

The screenshot shows the website's navigation menu with 'Gaming & Fundraising' selected. The main content area features a grid of links: 'Gambling in B.C.', 'Gaming Grants', 'Gambling Event Licence Fundraising', 'Horse Racing', 'Responsible Gambling', 'Registration & Certification', 'Enforcement & Investigations', and 'News & Updates'. Each link has a brief description and an 'Explore Within' button. On the right sidebar, there is a 'News' section with recent articles and an 'Online Service' section with a button circled in red. Below that is a 'Contact Information' section.

### 3. Click “Launch Online Service” on the Gaming Online Service web page



BRITISH COLUMBIA

Enter a keyword or phrase to search

MENU

Careers & MyHR | Services A-Z | Organizations A-Z | Forms A-Z | News | Contact Us

Sports | Recreation | Arts & Culture | Event Hosting | **Gambling & Fundraising**

Gambling in B.C. | Gaming Grants | Gambling Event Licence Fundraising | Horse Racing | Responsible Gambling | Registration & Certification | Enforcement & Investigations | News & Updates

Home / Sports, Recreation, Arts & Culture / Gambling & Fundraising / Gambling in B.C. /

Laws, Regulations & Policies  
Reports, Publications & Statistics  
Where the Money Goes  
Gambling Locations

## Gaming Online Service

**⚠** The Gaming Policy and Enforcement Branch is experiencing delays in processing gaming event licences. Due to a high volume of applications, GPEB requests that Class B & D applications be submitted at least 10 business days prior to the event.

Go to the Online Service system by clicking the button below:

**Launch Online Service**

Using the Online Service, you can apply for a gambling event licence or gaming grant, check your application status, or report gambling wrongdoing.

If you've never applied before or need a refresher, please prepare for your application beforehand by reviewing "how to apply" information (pre-application checklists, tutorials, frequently asked questions, and more) at the following links:


**Gaming Grants**

- [Gaming Grants](#) (general information about gaming grants)
- [Community Gaming Grants](#) (for community programs)
- [PAC & DPAC Grants](#) (for parent advisory councils)
- [Multiculturalism Grants](#) (for cultural expression and anti-racism programs/projects)

**Gambling Event Licences**

- [Gambling Event Licence Fundraising](#) (general information about gambling event licences)
- [Class A Licence \(More than \\$20,000 in Gross Revenue\)](#)
- [Class B Licence \(\\$20,000 or Less in Gross Revenue\)](#)
- [Class C Licence \(Fairs & Exhibitions\)](#)
- [Class D Licence \(\\$5,000 or Less in Gross Revenue\)](#)

## 4. Click “Apply Online” on the Online Service web page

B.C. Home
Online Service >> Online Service
Printer Version 

Gaming Policy and Enforcement Branch  
Online Service

**Apply Online**

- Gaming Grants
- Gaming Licences
- Special Approvals

[View Application Status Reports](#)

[View Registry Reports](#)

[File a Criminal or Regulatory Complaint](#)

---


**Resources**

- [Pre-Application Information for Gaming Grants](#)
- [Pre-Application Information for Gambling Event Licences](#)
- [Business BCeID Information and Registration](#)
- [Contact Us](#)

## Gaming Policy and Enforcement Branch

### Gaming Online Service (GOS)

## Online Service

Help 

**Welcome!**

Use the left hand navigation bar to start an online application or to select another service option. An overview of the options is provided below. If you have a Business BCeID that has been registered for use with the Gaming Online Service, scroll to the bottom of this page to [Additional Services for Organizations with a BCeID](#).

**Apply Online**

Select [Apply Online](#) to submit community gaming grant and gaming event licence applications, or to request special approvals (out-of-province travel, capital project, and fair/exhibition). Some types of applications may take a while to complete. Please prepare for your grant or licence application by reviewing the [Pre-Application Information for Gaming Grants](#) or the [Pre-Application Information for Gambling Event Licences](#) before you start your online application.

**View Application Status Reports**

After you submit an application, you can track where it is in the approval process - select [View Application Status Reports](#).

**View Registry Reports**

When you select [View Registry Reports](#), a window will open for you to select one of three current gaming registry reports:

1. Personnel Registry - lists registered gaming workers in B.C.
2. Equipment Registry - lists certified gaming equipment and lottery schemes.
3. Corporate Registry - lists registered companies and senior officials in B.C.

**File a Complaint**

Select [File a Criminal or Regulatory Complaint](#) to submit a complaint or allegation of criminal or regulatory wrong-doing in gaming or horse racing in B.C. If you do not wish to file an official complaint under the Gaming Control Act but wish to submit feedback or have a question of a general nature, you can submit the question by sending an e-mail, see [Contact Us](#).

**Additional Services for Organizations with a BCeID**

**PLEASE NOTE:**

The Gaming Online Service no longer supports the use of Business BCeID. Grants and Licensing applicants should not use their BCeID in their online application. You can submit your application without a BCeID [here](#). For reporting questions related to your Gaming Account please contact either [Community Gaming Grants](#) or [Gaming Policy and Enforcement Licensing](#).

[↑ Top](#)

5. Search for the organization’s profile or create a new one



Organization Search

Help ?

All fields with an asterisk (\*) must be completed.

**Search Results**

L&G File #	Name:	
1XXXXX	GPEB Test	<input type="button" value="Select"/> 2
4567 Some Street, Vancouver, BC, Canada, V9R 3K9		

3

**Search**

**Important Information**

**Have you prepared for your application?**

Some applications take a while to complete. We suggest planning for 30 to 60 minutes. With this system you cannot save your application and return to it later. To get through your application as efficiently as possible, please prepare before you start by reviewing the following information (pre-application checklists, frequently asked questions and more):

- [Pre-Application Information for Gaming Grants](#) or
- [Pre-Application Information for Gambling Event Licences](#)

Please use the **Search** function to determine whether your organization exists in our system.

If more than one result appears for your search, please select the applicable record.  
If your organization does not appear in this list, please refine your search or click New Applicant.

**Use the % sign (wildcard) before and after specific words to assist in your search (eg: %test%).**

**Name:** ?

Avoid using punctuation marks (i.e. periods, apostrophes) and words that are often abbreviated (i.e. St for Saint, BC for British Columbia) as these may restrict your search.

OR **L&G File #**

GPEB Test   1

1	Organization Search	<p>If the organization has applied before, enter the organization's name in the "Name" search bar or the organization's L&amp;G number in the "L&amp;G File #" bar if one has been issued and click on the "Search" box.</p> <p><b>**Not all organizations need or will be issued an L&amp;G number.**</b></p> <p>If the organization is applying for the first time, enter the name you would like to use in the "Name" bar and click on the "Search" box.</p>
2	Select Profile	<p>If the organization's profile appears, click on the "Select" box. If you are returning and it doesn't appear, try searching for keywords surrounded by the percent character (%). E.g. %Rotary Club%</p>
3	New Applicant	<p>If it is the organization's first time applying and nothing appears, click on the yellow "New Applicant" button.</p> <p>If a profile appears, the name is in use. You will need to use a name unique to the organization.</p>



## 6. Enter the organization's details

If you are returning, ensure that the information is correct and click "Next".

**Organization**
Help ?

GBC ID: 131897
GPEB Test

All fields with an asterisk (\*) must be completed.

**Organization**

**\* Name:**  
The organization's name should be as it appears on your constitution and/or certificate of incorporation (if applicable).

1

**Addresses** 2

When entering a row you must enter the Address Type, Effective Date, Street, City, Province, Country, and Postal Code. To enter the record click Add.

For Returning Users: if you see something that is incorrect, enter the correct information in the Organization Information Changes section below.

Address Type	Effective Date	Address
Physical	23-May-2015	4567 Some Street, Vancouver, BC, Canada, V9R 3K9
Mailing	12-Aug-2014	1234 Some Street, Victoria, BC, Canada, V8T 2L9

**Organization Details** 3

If your organization is a registered society in BC please enter the BC Society Number.  
For Returning Users: if you see something that is incorrect, enter the correct information in the Organization Information Changes section below.

**BC Society Number:**

**CRA Registered Charity Number:**

**On what date did your organization start operating (approximate)?**

**Fiscal Year End:**

<b>Month</b>	<b>Day</b>
<input type="text" value="March"/>	<input type="text" value="31"/>

**Programs/Services or Purpose**

When entering a row you must choose a Program/Service Type. If you choose 'Other' you must enter a description. To enter the record click Add.

For Returning Users: if you see something that is incorrect, enter the correct information in the Organization Information Changes section below.

**\* Program/Service or Purpose: Other Description:**

4

Program/Service or Purpose	Other Description
Other	Test

5

**Organization Information Changes** 6

For Returning Users: if you see something that is incorrect, enter the correct information in the text box below. This information will be reviewed and updated when your application is received in GPEB.

**Comments:**

1	Organization Name	Enter the name of the organization. The name used must be the organization's legal name as it appears on the organization's Constitution or be unique to the organization if not incorporated.
2	Organization Address	Select "Physical" or "Mailing" from the address type menu and enter the organization's address information. You must add at least one address. Manually enter the date the organization started using this address or click the calendar icon to select a date. Click "Add" to upload the information. You will not be able to proceed unless you have clicked "Add".
3	Organization Details	<p>Within this section you can enter the following:</p> <ul style="list-style-type: none"> <li>• B.C. Society Number</li> <li>• CRA Registered Charity Number</li> <li>• The date when your organization began operations; AND</li> <li>• The organization's fiscal year end month and date</li> </ul> <p>If you do not have the above information, you can leave the field blank.</p>
4	Programs and Services	Select a program or service that best describes the organization from the drop down menu. If there isn't one, select "Other" and include a description in "Other Description". Click "Add" to upload the information. You will not be able to proceed unless you have clicked "Add".
5	Editing an Entry	Any entry with an "Add", "Delete", or "Cancel" option may be edited after clicking "Add". Click "Edit" and enter the new information. Click "Update" to load the changes. You will not be able to proceed unless you have clicked "Update".
6	Organization Information Changes	This box only appears for returning applicants. If you notice any errors with the organization information, or if the information has changed, you can request changes here.



Error Window	<p>If this box ever appears during your application it means there is information in one of the areas with the “Add”, “Cancel”, or “Delete” options that has not been uploaded.</p> <p>All text boxes of these sections must be blank to leave the page. Clicking “Add” clears these boxes and uploads the information as an entry. “Delete” or “Cancel” clears the boxes.</p>
--------------	--

## 7. Select Licence

### Application Selection

Help

GBC ID: 131897

GPEB Test

All fields with an asterisk (\*) must be completed.

**Application Type**

**\* Please select an Application Type**

Grant      Government gaming grants are available through the Community Gaming Grant Program which includes the Community Gaming Grant, Capital Project Grant, PAC and DPAC. Other, non-gaming grants may also be available.

Licence      Gaming Event Licences to manage and conduct Ticket Raffles, Independent Bingos, Social Occasion Casinos, Wheels of Fortune, No Limit Texas Hold'em Poker, Limited Casinos, and Special Approvals (Fairs and Exhibitions, request to use gaming revenue for out-of-province travel and major capital projects).

Back

Next

## 8. Select Class B Licence

### Licence Type Selection

Help 

GBC ID: 131897

GPEB Test

All fields with an asterisk (\*) must be completed.

#### Licence Types

Application processing times differ for each licence type. Estimated application processing times are available in the [Guidelines](#) for each licence type.

**\* Please Select a Licence Type**

- Class A    A Class A licence may be issued to an eligible organization for a gaming event or series of gaming events that will generate more than \$20,000 in total projected sales.  
Each application for a Class A licence must be accompanied by a non-refundable \$50 processing fee.
- Class B    A Class B licence may be issued to an eligible organization for a gaming event or series of gaming events that will generate \$20,000 or less in total projected sales.  
Each application for a Class B licence must be accompanied by a \$25 non-refundable processing fee.
- Class C    A Class C licence may be issued to an eligible agricultural fair or exhibition, which must be conducted in conjunction with an approved fair or exhibition.  
Each application for a Class C licence must be accompanied by a non-refundable processing fee based on the following fee structure:
- For a ticket raffle: \$150
  - For an independent bingo: \$150
  - For wheels of fortune and limited casino: \$25 for each operator supplying equipment or gaming tables, plus \$150 for the first wheel or table and \$50 each additional wheel or table
- Class D    A Class D licence may be issued for a gaming event or series of gaming events that will generate \$5,000 or less in total projected sales.  
Each application for a Class D licence must be accompanied by a \$10 non-refundable processing fee. Note: payment can only be made using a credit card, and must be paid during the process of submitting this application.
- Special Approvals    Approval request forms (includes Fairs and Exhibitions, request to use gaming revenue for out-of-province travel and major capital projects).

[Back](#)[Next](#)

## 9. Select Ticket Raffle

## Event Selection

Help 

GBC ID: 131897

GPEB Test

All fields with an asterisk (\*) must be completed.

Event Types 

Application processing times differ for each licence type. Estimated application processing times are available in the [Guidelines](#) for each licence type.

**\* Please select an Event Type**

- Ticket Raffle      Tickets are sold on a chance to win a prize, usually through a draw.
- Independent Bingo      Held in a community facility rather than a commercial bingo hall.
- Social Occasion Casino      Held in conjunction with a social event. For example, a dinner or dance sponsored by a community organization and the event is not open to the general public
- Wheel of Fortune      Held in conjunction with a community event, such as a rodeo, community fair or sports event.
- Poker Event      No Limit Texas Hold'em Poker.

Back

Next

## 10. Select Regular Ticket

## Raffle Type Selection

Help 

GBC ID: 131897

GPEB Test

All fields with an asterisk (\*) must be completed.

## Raffle Types

**Note:** If you are considering the use of electronic equipment, such as handheld devices for 50/50 draws, you must include this information in your application.

## \* Please select a Raffle Type:

- Regular Ticket  
Ticket sales and awarding of prizes must take place within a 6 month period. Prizes may be cash or merchandise, must be a set value and be secured at the time of application.
- Percentage Draw (50/50)  
Prize is a percentage of gross sales. A series of draws may be licensed for a 12 month period at a single location.
- Meat Draw  
Tickets sales and awarding of prize takes place on a single day. Prizes are packages of meat. More than one draw may be conducted on a single day. A series of draws may be licensed for a 12 month period at a single location.
- Token  
Based on a regular raffle. Winner is determined by an object or token, e.g. Duck Race, Golf Ball Drop, Poker Ride.
- Calendar  
Based on a regular raffle. Can use sequentially numbered tickets or calendars numbered as tickets. Ticket sales must take place within a 6 month period. Prize winners are announced on designated days within a 12 month period.
- Payroll Deduction  
A set amount is deducted from each pay cheque. Prize is a percentage of the total amount deducted from all participants. May be licensed for a 12 month period at a single location.
- Annual - Regular Series  
A series of regular raffles held within a 12 month period. All dates and prizes must be in place at time of application. Ticket prices between each raffle cannot vary by more than \$10.00. See Guidelines Section 3.4.
- One Day - Regular Series  
Multiple raffles conducted on a single day. Each raffle has separate ticket sales, draws and awarding of prizes. Ticket prices between each raffle cannot vary by more than \$10.00. See Guidelines Section 3.4.
- Event Pool - Misc.  
Based on a regular raffle. Each ticket includes a projected result of an upcoming event, e.g. New Years Baby, Cow Pie Raffle.
- Sport Pool / Players Draft  
Based on a regular raffle, using the projected results within a series of sporting events, e.g. game scores, team wins or player points. Cannot be based on the outcome of a single sporting event. Tickets sales cannot exceed 6 months. Awarding of prizes must take place within 12 months. See Standard Procedures Section 4.

Back

Next

## 11. Enter the details of the event

### Regular Ticket Raffle

Help 


GBC ID: 131897

GPEB Test


All fields with an asterisk (\*) must be completed.

#### Ticket Details

\* Ticket sale start date:

1 24-May-2018 

\* Ticket sale end date:

31-May-2018 

#### Ticket Prices

When entering a row you must enter the Ticket Price and Total Number of Tickets. A separate entry is required for each price category, including discounted tickets. For example,

- The Ticket Price may be 1 for \$2.00 and the total number of tickets is 500. Then click Add.
- The Ticket Price for another may be 5 for \$10.00 and the total number of tickets is 500. Then click Add.
- Ticket sales by arm's length are not permitted.

\*Ticket Price (eg: 2 for \$3.00)

2

\*Total Number of Tickets:

for \$

Add

Delete

Cancel

Ticket Price (eg: 2 for \$3.00)

Total Number of Tickets:

Total Ticket Sales

1 for \$2

100

\$200

Edit

3 for \$5

99

\$165

Edit

Total Projected Sales

\$365

3

#### Early Bird Draw Details

When entering a row you must enter the Early Bird Draw Date, Early Bird Draw Time, along with the Location Name and/or specific address where the draw will be held. To enter the row click Add.

Early Bird Draw Date:

  :  AM

Enter Location Name and/or Address information

Draw Location

Name:

Unit:

Street:

City:

Province/State:

British Columbia

Country:

Canada

Postal / Zip Code:

Add

Delete

Cancel

Early Bird Draw Date

1	Ticket Details	Select the start and end dates of ticket sales. Dates can be entered manually or by clicking the calendar icons to select a date. This period may be up to six months.
2	Ticket Prices	<p>Enter the ticket price and the number of tickets available at each price. If tickets are sold in bundles, the total number available must be divisible by the number of tickets purchased per bundle, e.g. 99 at 3 for \$5 will work but 100 at 3 for \$5 will not.</p> <p>After entering the information for one ticket price click on the "Add" button. This will upload the ticket information and allow you to enter another price. You will not be able to proceed unless you have clicked "Add".</p>
3	Total Projected Sales	The total projected sales are the maximum ticket sales. You may sell less than this amount but you may not sell more.
4	Early Bird Draw Details	Early bird draws occur before the final draw date. Winning tickets are re-entered for the final draw. You are not required to enter anything here if you are not holding an early bird draw.



**Final Draw Details** 1

**\* Final Draw Date:**

31-May-2018 05:00 PM

\* Enter Location Name and/or Address information. ( For multiple-single day raffles enter this information on the first event and enter 'same location' in the 'Location' field for all subsequent events.)

**Location Name:**

Draw Location

**Unit:**

**Street:**

123 Location St

**City:**

Bowen Island

**Province/State:**

British Columbia

**Country:**

Canada

**Postal / Zip Code:**

V2V 2V2

**Raffle Prize**

**\* How will you be providing a description and value of your prize(s) to the Gaming Branch?**

- Online Entry** 2
- Attach**

**Enter Prize Information**

\*When entering a row you must enter the Prize Description, Number of Prizes, and Prize Value. (The 'prize donated' checkbox is an optional field, select it if the prize is being donated.) To enter the record click Add.

<b>Prize Description:</b>	<b>Is this prize donated?</b>	<b>Number of Prizes:</b>	<b>Prize Value:</b>	<input type="text"/>	<input type="checkbox"/>	<input type="text"/>	<input type="text"/>	<input type="button" value="Add"/>	<input type="button" value="Delete"/>	<input type="button" value="Cancel"/>
---------------------------	-------------------------------	--------------------------	---------------------	----------------------	--------------------------	----------------------	----------------------	------------------------------------	---------------------------------------	---------------------------------------

Prize Description	Donated	Number of Prizes	Prize Value	Total	
Gift Card	<input checked="" type="checkbox"/>	1	\$100	\$100	<input type="button" value="Edit"/>
Gift Cards	<input type="checkbox"/>	5	\$100	\$500	<input type="button" value="Edit"/>
<b>Total Value of all Prizes</b>				\$600	4

Back

Next

1	Final Draw Details	Enter the date, time and location of the final draw. Draws must be held in a public place and cannot be held in a private residence.
2	Raffle Prize	Select if you will be entering prizes online or attaching a prize list. If you attach a prize list it must clearly show the fair market value of each prize and whether it is donated.
3	Enter Prize Information	Enter the prize information by including a description, number of prizes and the fair market value of each prize. After entering information for a prize click "Add" and the information will be uploaded. Once the information has been successfully added, you can enter additional prize information. You will not be able to proceed unless you have clicked "Add".
4	Total Value of all Prizes	If there will be multiple similar prizes of the same value include them on one line. Enter the number of prizes and the value of an individual prize. The system automatically calculates the total. For the gift cards here, there are five prizes worth \$100 each for a \$500 total.
<p><b>**Alcohol, cannabis, e-cigarettes, or live animals may not be offered as a raffle prize. Unrestricted firearms as prizes require a completed Restricted Prizes form to be submitted to <a href="mailto:gaming.licensing@gov.bc.ca">gaming.licensing@gov.bc.ca</a>**</b></p>		

## 12. Describe the Use of Net Proceeds

Describe how the net proceeds will be used. If you are donating to a specific organization list them by name. Specify which chapter of any national organizations you are donating to. Only local and provincial chapters are eligible.

### Net Use Of Proceeds

[Help ?](#)

GBC ID: 131897

GPEB Test

All fields with an asterisk (\*) must be completed.

#### Use of Proceeds Details

If you are a Community Fundraising Group (CFG) donating to a charitable or religious organization; acquire a letter from that organization stating: acknowledgement of the event, agree to accept the proceeds and agree to use the proceeds for an eligible purpose. Submit via email to [Gaming.Licensing@gov.bc.ca](mailto:Gaming.Licensing@gov.bc.ca)

**\* Please describe in detail how you intend to use the proceeds generated from this Gaming Licence:**

All proceeds will be donated to the Canadian Cancer Society  
- BC and Yukon Division

[Back](#)[Next](#)

Groups that do not meet the eligibility criteria to use gaming funds for their own programs may apply for a Class B raffle if they are donating 100% of the proceeds to an eligible organization. This only applies to raffle applications. If you are raising funds to donate to an eligible organization as a Community Fundraising Group, you must submit a letter from your recipient organization stating that they are aware of the raffle, agree to accept the proceeds and will use the funds for an eligible purpose within British Columbia. The letter must reference the application number and a new letter must be submitted for each new application. Letters can be sent to [gaming.licensing@gov.bc.ca](mailto:gaming.licensing@gov.bc.ca)

### 13. Submit information of individuals responsible for the event

#### Submission Information

Help 

GBC ID: 131897

GPEB Test

All fields with an asterisk (\*) must be completed.

#### Officers Responsible

Each application requires a Contact Person, a Submitter and 1-3 Officers Responsible (e.g. 1 for B Licences, 3 for D Licences and 2 for everything else). Individuals can have multiple roles; simply select multiple "Type" checkboxes when you are completing their information.

**\*Type**

- Officer Responsible (board member of the organization who is responsible to ensure the organization complies with all conditions, guidelines, rules and policies of the Gaming Policy Enforcement Branch)** 1
- Submitter (member of the organization authorized to complete and submit this application)**
- Contact Person (member of the organization that the Branch can contact regarding this application)**

**\*Position**   
**\*First Name**   
**\*Last Name**

**Address**

**Unit**  **\*Street**  **\*Province**  **\*City**  **\*Postal Code**

**\*Business Phone**  -  -  **Ext**  **\*Home Phone**  -  -  **Cell Phone**  -  -

**e-mail**

(e.g. John.Doe@home.com)

Position	Name	Officer Resp.	Submitter	Contact	
Other	Applicant One	<input checked="" type="checkbox"/>	<input checked="" type="checkbox"/>	<input checked="" type="checkbox"/>	<span style="color: red; font-size: 24px;">3</span> <input type="button" value="Edit"/>

#### Delivery Method 4

**\* Your application results will be sent by e-mail. Please enter your email below.**  
 Email  (one address only, e.g. john.doe@example.com)  
 (Ensure that your email is set up to allow messages that are sent from the Community Gaming Grants Branch.)

1	Roles	<p>Click the box next to Officer Responsible, Submitter or Contact Person for each role that person will serve. Include their contact information and click "Add" to upload their information. The next individual's information can then be entered. You will not be able to proceed unless you have clicked "Add".</p> <p>Poker Applications: An additional Tournament Director role is required for Poker Event applications. The Tournament Director may be a volunteer from your organization or hired. If hired, they must be registered with the Gaming Policy and Enforcement Branch as a Gaming Service Provider.</p>
2	Contact Information	<p>Contact information for each individual must include: a position, first and last name, address, city, postal code and at least one business or home phone number.</p>
3	Number of Members	<p>The Officer Resp., Submitter and Contact columns must each have one box checked.</p> <p>Individuals can have one or multiple roles.</p> <p>Poker Applications: Tournament Dir. must have 1 box checked.</p> <p>If more or less than the required number of boxes have been checked you will not be able to proceed. Click on "Edit" to reopen a submission and add or remove a role from an individual.</p>
4	Delivery Method	<p>Enter the email address the licence and any correspondence will be delivered to. Only one address may be entered.</p>

## 14. Read and agree to the Terms and Conditions

Click the check box to confirm you have read, and agree to, the Terms and Conditions.

### Terms and Conditions

Help 

GBC ID: 131897

GPEB Test

All fields with an asterisk (\*) must be completed.

#### Terms and Conditions Details

##### CONFIRMATION AND ACCEPTANCE:

My acceptance of this statement indicates that I confirm and acknowledge:

- I am a bona fide member of the organization (the "applicant") making this application, and my position, title or role within it is as indicated herein.
- I am authorized to complete and submit this application by and on behalf of the applicant.
- I confirm personally and on behalf of the applicant that all facts stated and information furnished in this application are complete and true.
- The applicant undertakes to comply with all provisions of the Criminal Code, the Gaming Control Act and the Gaming Control Regulation.
- The applicant undertakes to comply with all conditions,

**\*I agree to the terms and conditions as stated above:**

Back

Next

**15. Select how you will pay the processing fee**

Class B applications require a \$25 processing fee, payable by cheque or credit card.

**Payment**

Help 

GBC ID: 131897 GPEB Test

**Fee Amount and Payment Method**

**The non-refundable processing fee is \$25.00.**

Please choose the method of payment from the following options. If you choose 'Cheque Payment' submit your payment to Licensing & Grants Division, Gaming Policy and Enforcement Branch, PO Box 9310, Stn. Prov. Govt., Victoria, B.C. V8W 9N1. Note, payment must be received before your application will be processed. Pursuant to Government Policy, a \$30 handling fee will be charged for any NSF cheques.

You may pay by credit card or forward a cheque if you are applying for a Class A, B, or C gaming event licence. If you are applying for a Class D gaming event licence you can only pay by credit card. To proceed with submitting your application please select the option below and click next.

**\* Payment Method**

- Credit Card Payment
- Cheque Payment

Back

Next

1	Credit Card Payment	Credit card payments must be made at the time of application and cannot be paid later or over the phone.
2	Cheque Payment	Cheques must be made payable to "Minister of Finance" and mailed to the Gaming Policy and Enforcement Branch.  Include the application number issued at the end of the application on the memo line.  Processing an application will not begin until payment has been received.