



1st Quarter Statistics | Jan. 1, 2024 – March 31, 2024

Data notes: There may be a difference between the Office of the Fire Commissioner’s (OFC) and the British Columbia Coroners Service’s (BCCS) fire fatality data due to definitions and criteria. This report provides preliminary data on fire-related incidents and fatalities. The findings should be interpreted with caution as they do not take a coroner’s investigative findings into consideration. The OFC and the Coroners Service are working to reconcile their data sets.



Structure
696 Fires
9 Deaths
34 Injuries



Vehicle
256 Fires
2 Deaths
3 Injuries



Outdoor
968 Fires
0 Deaths
18 Injuries



Person*
10 Fires
3 Deaths
3 Injuries

*Accidental or otherwise involving a person and fire (e.g., refueling, fireworks, campfire etc.).

# of Fires	Property Loss	Contents Loss	Total Loss	Injuries	Deaths
1,930	\$91M+	\$20M +	\$112M +	58	14

There are **7** additional deaths pending further investigation this quarter bringing a potential total of fire related deaths in the 1st quarter to **21**.



84 fires occurred inside an encampment of persons experiencing homelessness.



21 fires were started with a candle resulting in **2 injuries and 1 death**.



178 fires in apartments or townhomes resulting in over **18 million dollars in loss**.



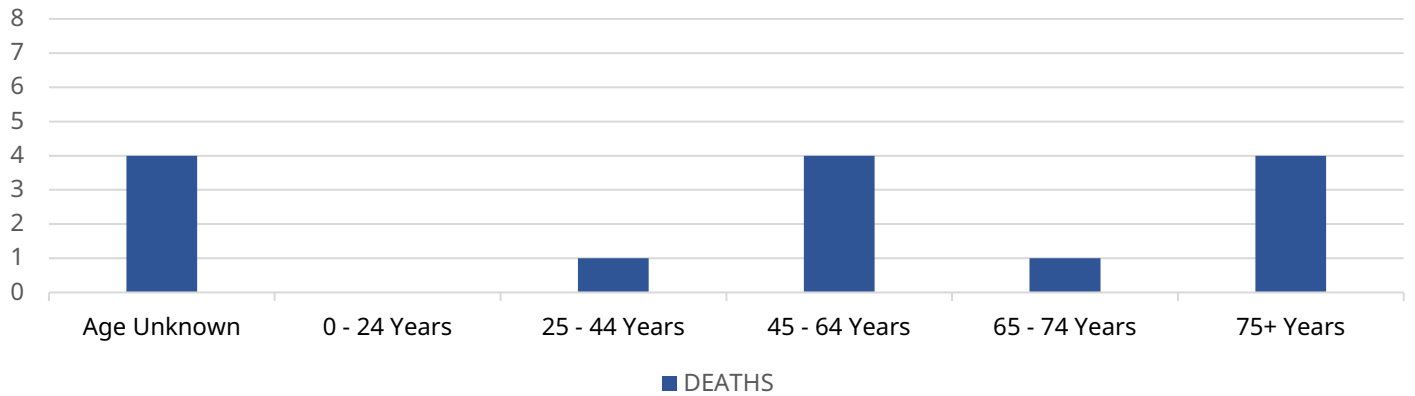
403 fires occurred in trash/recyclable containers or dumpsters, accounting for almost **50% of outdoor fires**.

This section refers to the human action or inaction that contributes to the fire cause or which caused the fire for all reported fires.

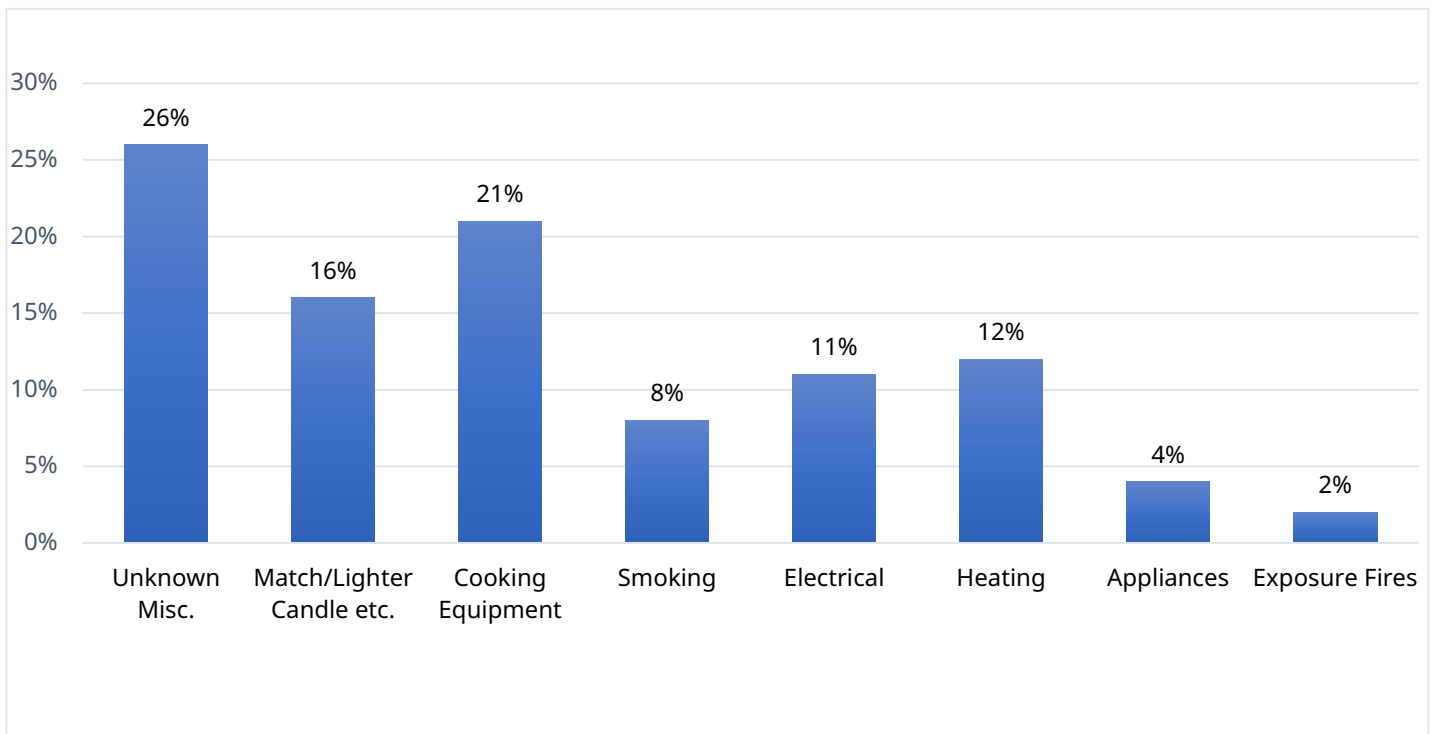
- 180** fires were caused by the ignorance of a hazard
- 87** fires were caused by people who were distracted or preoccupied
- 65** fires were caused by suspected impairment – use of alcohol, drugs, or medication

- 68%** of fires were extinguished by a fire department
- 16%** of fires were extinguished by others (e.g., passer-by, occupant, witness etc.)
- 10%** of fires did not require extinguishing and burned out
- 6%** of fires where actions varied, e.g., fire extinguished by automatic system, shut off gas, oil, electricity, or it was a minor fire (e.g., exposure damage, blistering) with no action taken

There were 14 reported deaths in BC during 2024 Q1 and 17 deaths reported in 2023 Q1¹.

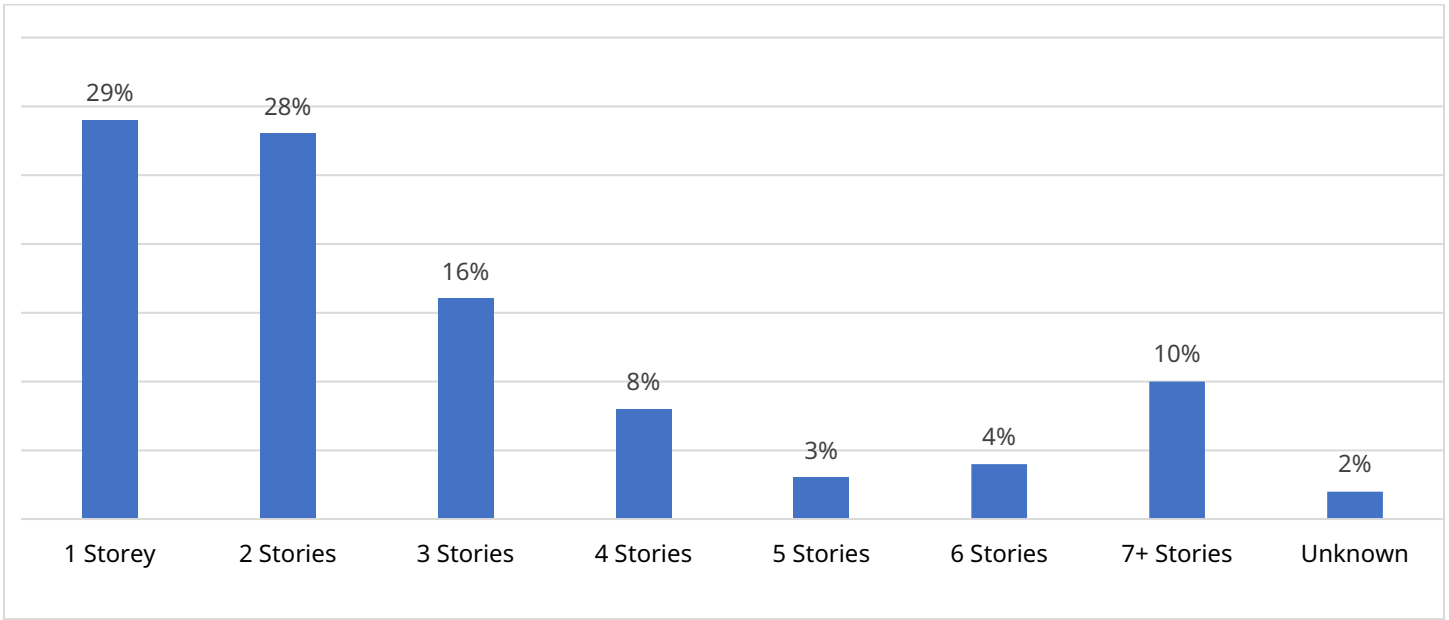


Sources of Ignition for STRUCTURE Fires



¹ There are 7 additional deaths pending further investigation this quarter bringing a potential total of deaths in the 1st quarter to 2.

Building Height: Fire Breakdowns

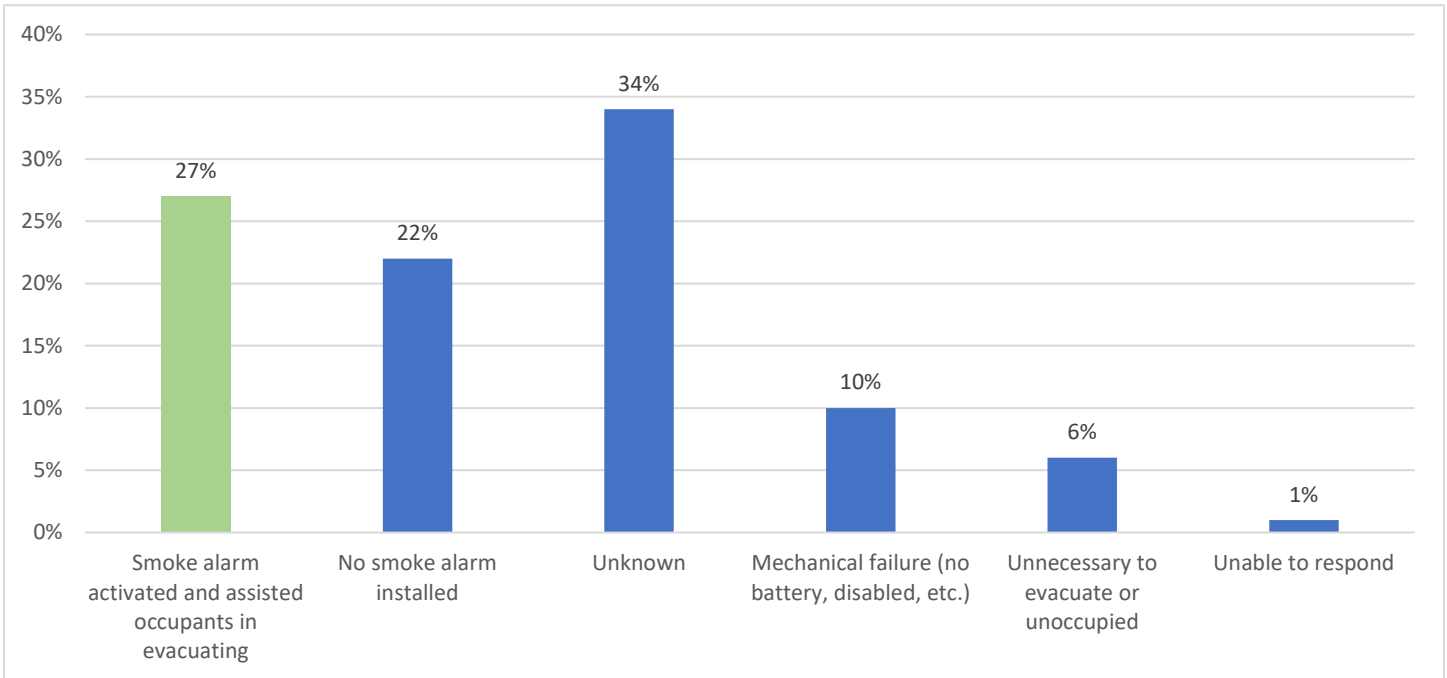


200 fires	192 fires	113 fires	58 fires	21 fires	25 fires	70 fires	17 fires
9 injuries	15 injuries	7 injuries	2 injuries	0 injuries	0 injuries	2 injuries	0 injuries
3 deaths	6 deaths	0 deaths	0 deaths	0 deaths	0 deaths	0 deaths	0 deaths
\$25M loss	\$38M loss	\$10M loss	\$15M loss	\$500K loss	\$200K loss	\$1.6M loss	\$3M loss

Fire Incidents by OFC Regions

	# of Fires	Total Loss \$	Injuries	Deaths	# of Locations Reporting for 1st Quarter
Region 1: Vancouver Island	249	18M	5	1	30
Region 2: Lower Mainland	1,126	23M	43	4	36
Region 3: Kootenay	104	15M	0	3	32
Region 4: Interior	323	41M	4	3	40
Region 5: Northern	128	15M	6	3	32
PROVINCIAL TOTAL	1,930	\$112M	58	14	170

Smoke Alarm Operation



Fires, Injuries and Deaths by Smoke Alarm Operation

Smoke alarm activated and assisted in evacuation	➔	<ul style="list-style-type: none"> • 201 fires • 17 injuries • 1 death
No smoke alarm installed	➔	<ul style="list-style-type: none"> • 130 fires • 3 injuries • 3 deaths
No (or dead) battery in smoke alarm	➔	<ul style="list-style-type: none"> • 9 fires • 1 injury • 0 deaths
Smoke alarm in unsuitable location	➔	<ul style="list-style-type: none"> • 33 fires • 0 injuries • 0 deaths
Smoke alarm AC power disabled	➔	<ul style="list-style-type: none"> • 8 fires • 2 injuries • 0 deaths
Smoke alarm activated but occupant(s) unable to respond	➔	<ul style="list-style-type: none"> • 8 fires • 2 injuries • 0 deaths

Note: These statistics are based on fire incidents reported to the Office of the Fire Commissioner. They are subject to change as fire reports are continuously submitted by communities after the date of this publication.