



3rd Quarter Statistics | Jul. 1, 2023 – Sep. 30, 2023

Data notes: There may be a difference between the Office of the Fire Commissioner’s (OFC) and the Coroners Service’s fire fatality data due to definitions and criteria. This report provides preliminary data on fire-related incidents and fatalities. The findings should be interpreted with caution as they do not take a coroner’s investigative findings into consideration. The OFC and the Coroners Service are working to reconcile their data sets.

New Fires



Structure
1,222 Fires
4 Deaths
51 Injuries



Vehicle
518 Fires
4 Deaths
8 Injuries



Outdoor
1793 Fires
4 Deaths
1 Injury



Person*
3 Fires
0 Deaths
0 Injuries

*Accidental or otherwise involving a person and fire e.g., refueling, fireworks, campfire etc.

Fire Loss Statistics

# of Fires	Property Loss	Contents Loss	Total Loss	Injuries	Deaths
3,536	\$386M+	\$184M +	\$570M +	60	12

*There are 2 additional deaths pending further investigation, bringing the potential total fire-related deaths in British Columbia in the third quarter of 2023 to **14**.*

Areas of Interest for this Quarter



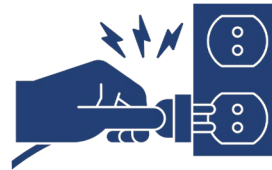
684 fire reports this quarter were as a result of exposure from wildland fires causing over **440 million dollars in loss.**



414 fires were started by smoking/smoking materials, causing over **6 million dollars in property and contents loss.**



39 fires in mobile homes/trailer parks resulting in **1 death** and over **11 million dollars in loss.**



150 fires were caused by an electrical spark. .

Fire Cause Contributors

This section refers to the human action or inaction that contributes to the fire cause or which caused the fire for all reported fires.

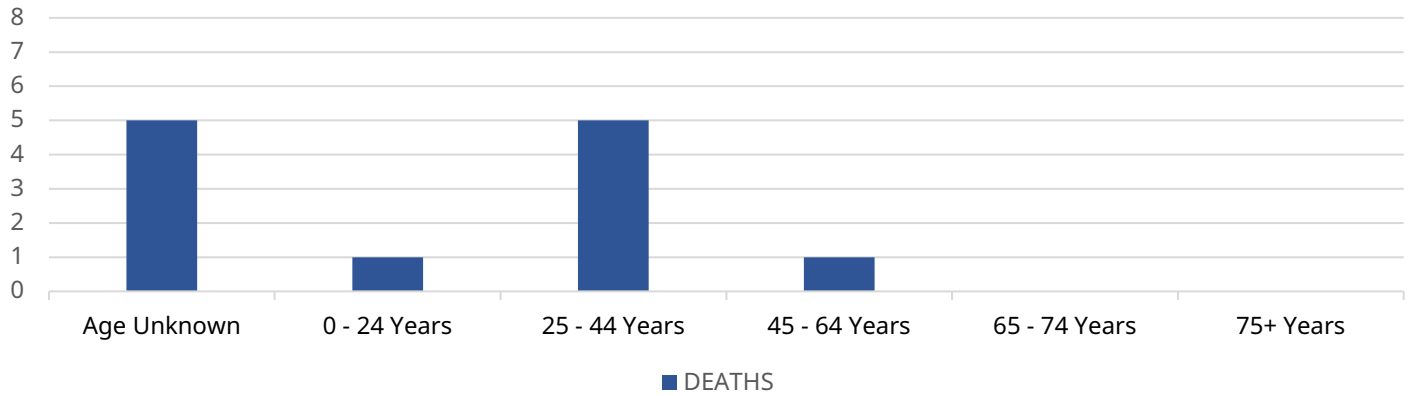
- 282** fires were caused by the ignorance of a hazard
- 85** fires were caused by people who were distracted or preoccupied
- 76** fires were caused by suspected impairment – use of alcohol, drugs, or medication

Actions Taken to Combat the Fire

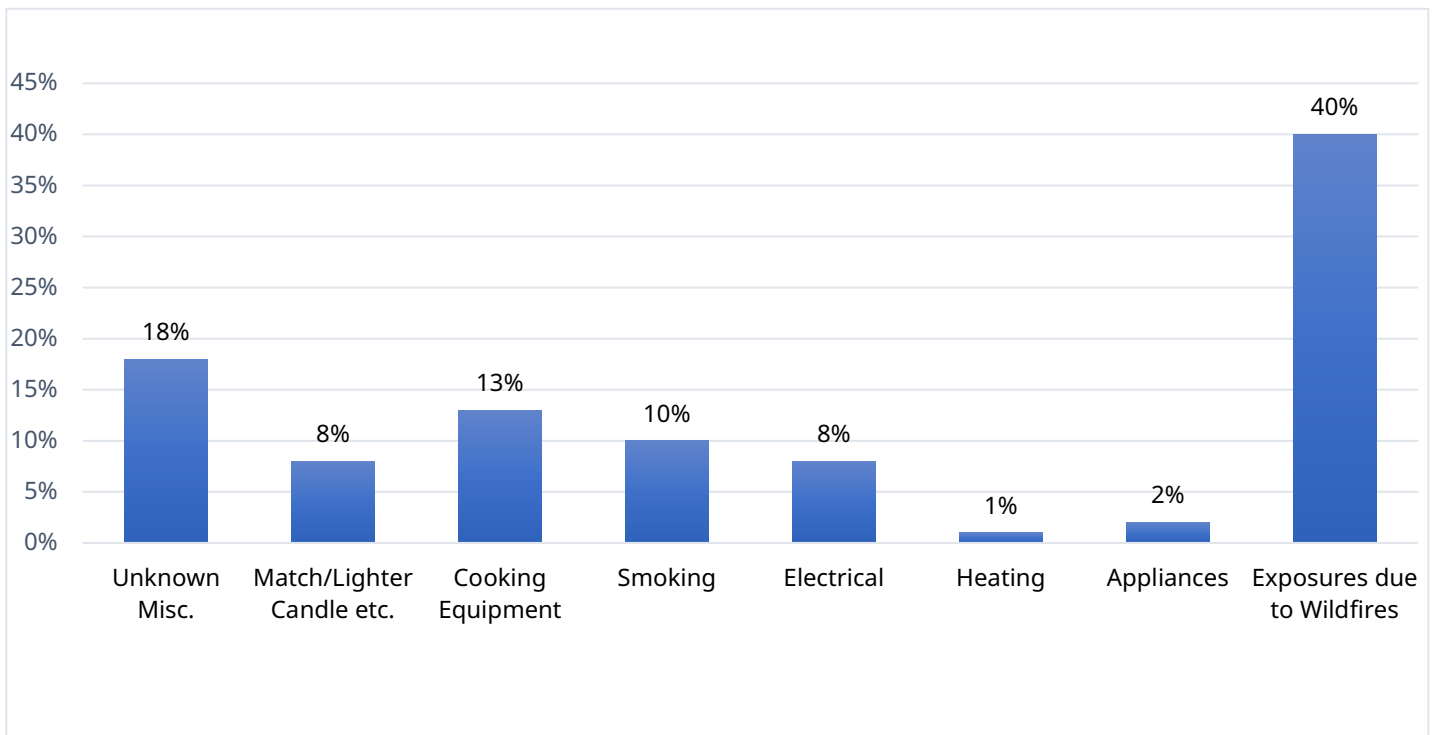
- 72%** of fires were extinguished by a fire department
- 11%** of fires were extinguished by others (passer-by, occupant, witness etc.)
- 15%** of fires that did not require extinguishing and burned out
- 2%** of fires where actions varied, e.g., fire extinguished by automatic system; shut off gas, oil, electricity; no action taken (exposure damage only – blistering, etc.)

Deaths

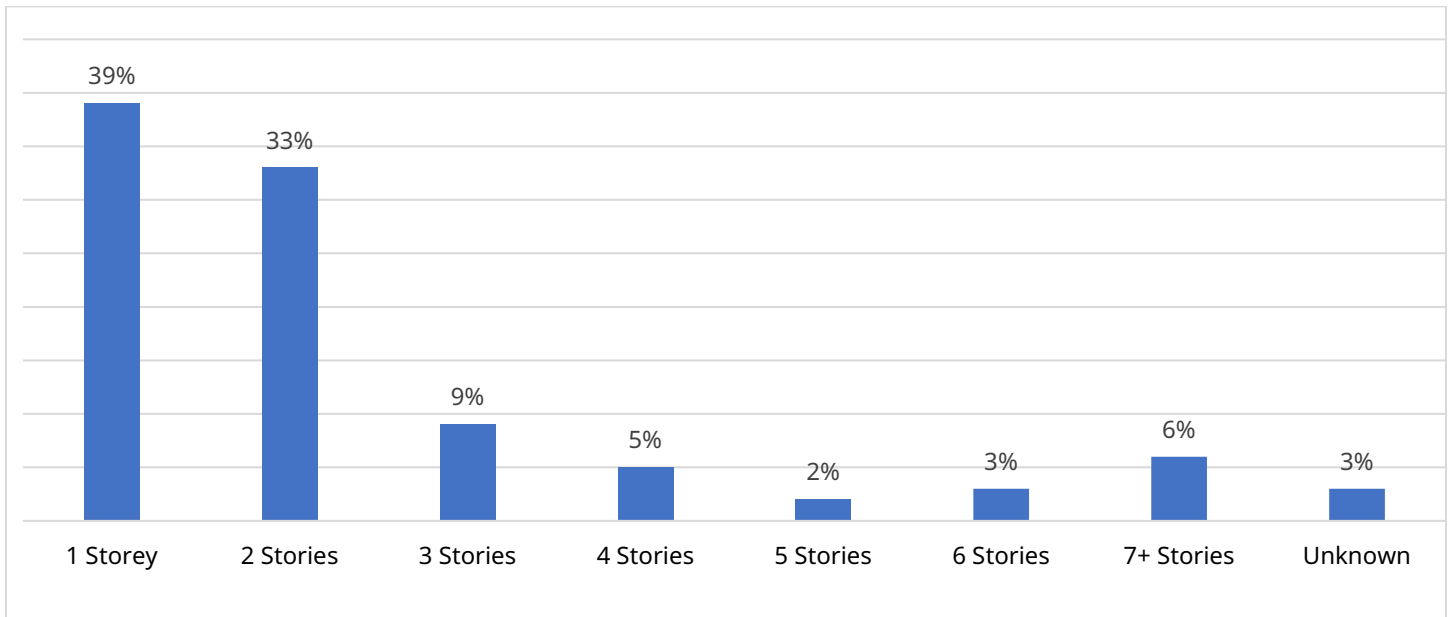
There were 12 reported deaths in BC during 2023 Q3 versus 17 deaths reported in 2022 Q3.



Sources of Ignition for STRUCTURE Fires



Building Height: Fire Breakdowns

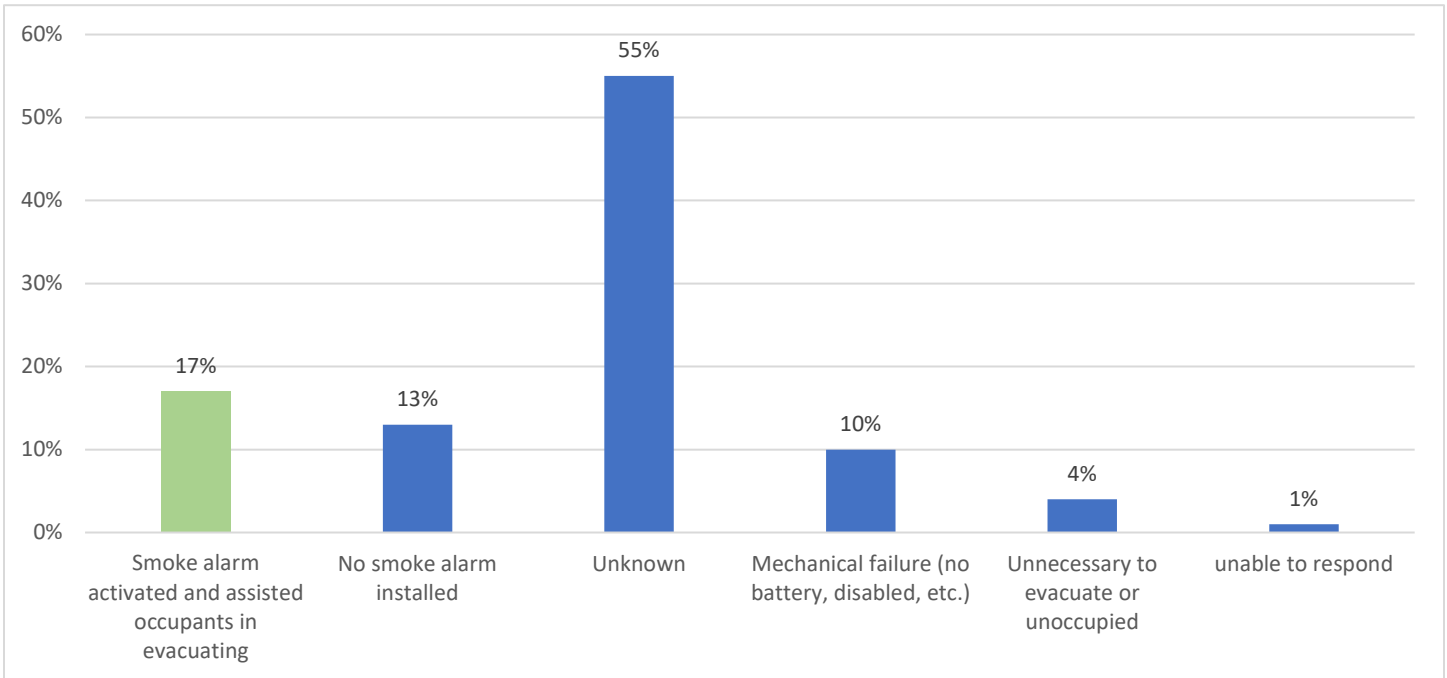


480 fires	402 fires	118 fires	59 fires	24 fires	35 fires	68 fires	36 fires
8 injuries	22 injuries	7 injuries	4 injuries	1 injury	2 injuries	7 injuries	0 injuries
4 deaths	0 deaths	0 deaths	0 deaths	0 deaths	0 deaths	0 deaths	0 deaths
\$173M loss	\$288M loss	\$66M loss	\$200K loss	\$15K loss	\$92K loss	\$1.6M loss	\$3K loss

Fire Incidents by OFC Regions

	# of Fires	Total Loss \$	Injuries	Deaths	# of Locations Reporting for 3rd Quarter
Region 1: Vancouver Island	257	15M	4	1	38
Region 2: Lower Mainland	2,075	89M	51	2	35
Region 3: Kootenay	138	19M	2	3	38
Region 4: Interior	911	419M	2	4	50
Region 5: Northern	129	18M	1	2	27
PROVINCIAL TOTAL	3,536	570M	60	12	188

Smoke Alarm Operation



Fires, Injuries and Deaths by Smoke Alarm Operation

Smoke alarm activated and assisted in evacuation	➔	<ul style="list-style-type: none"> • 209 fires • 19 injuries • 0 deaths
No smoke alarm installed	➔	<ul style="list-style-type: none"> • 158 fires • 5 injuries • 0 deaths
No (or dead) battery in smoke alarm	➔	<ul style="list-style-type: none"> • 8 fires • 1 injury • 0 deaths
Smoke alarm in unsuitable location	➔	<ul style="list-style-type: none"> • 45 fires • 2 injuries • 0 deaths
Smoke alarm AC power disabled	➔	<ul style="list-style-type: none"> • 8 fires • 3 injuries • 0 deaths
Smoke alarm activated but occupant(s) unable to respond	➔	<ul style="list-style-type: none"> • 6 fires • 2 injuries • 0 deaths

Note: These statistics are based on fire incidents reported to the Office of the Fire Commissioner. They are subject to change as fire reports are continuously submitted by communities after the date of this publication.