

Opening the forms

If you are having issues opening the forms using your browser, you may wish to try downloading the form to your computer first before opening it using the Adobe program. You can find the instructions on how to download and make the [forms open automatically in Adobe](#) below.

1. Find the form you want to open and right click on the link.

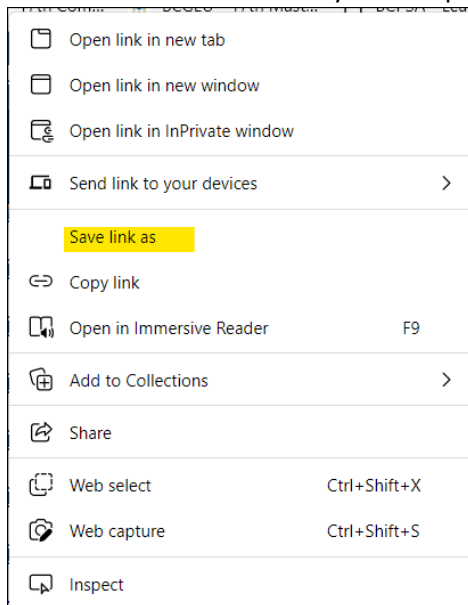
[Notice of case planning conference \(Form 19*\)](#)

Right click on the link

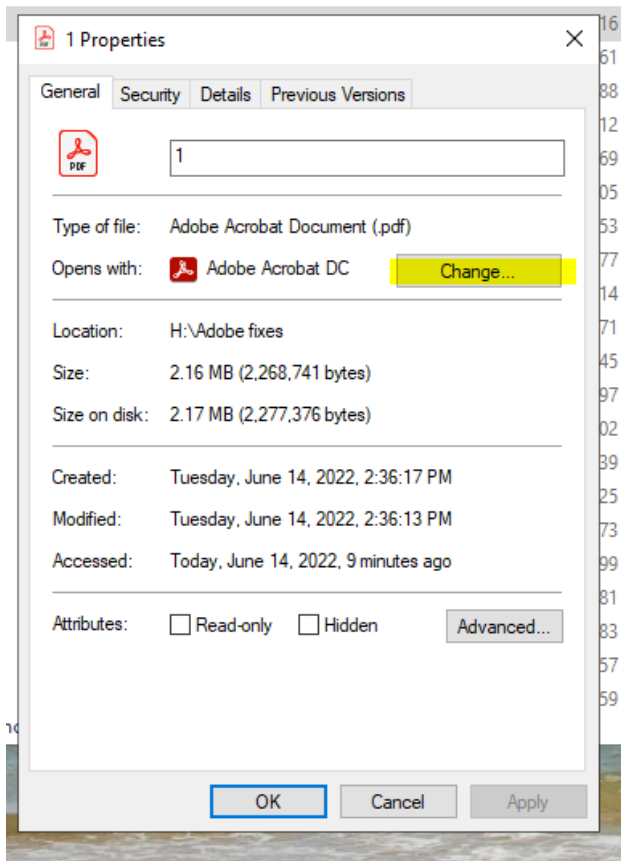
[Notice of civil claim \(Form 1*\)](#)

[Notice of civil claim - admiralty \(in rem and in](#)

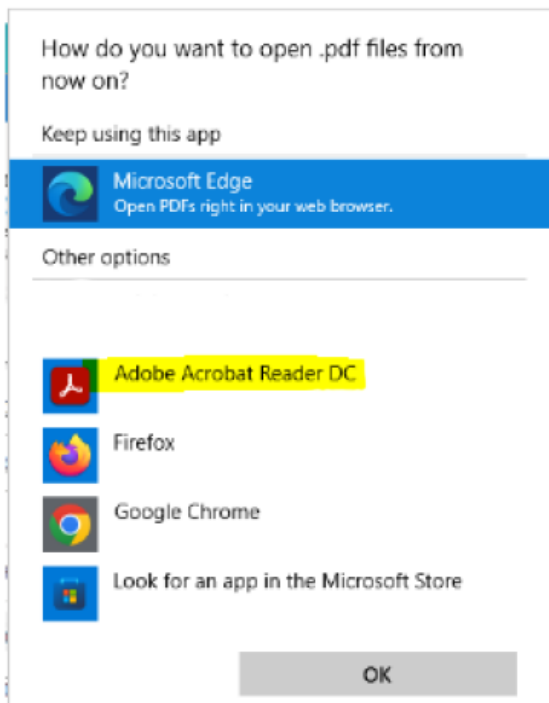
2. Save the link to a folder on your computer.



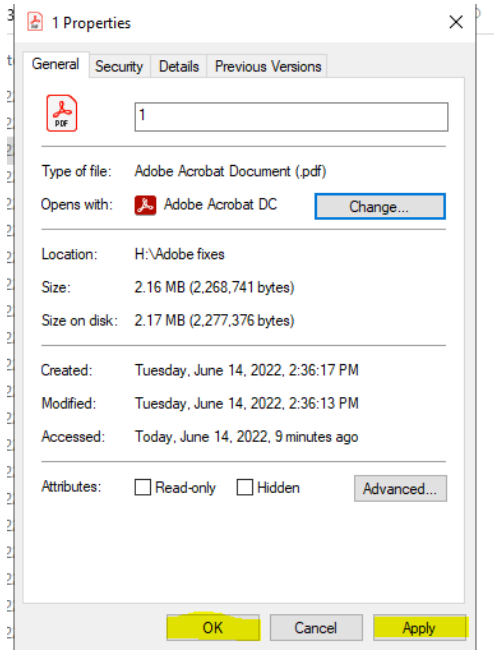
3. Go to the folder where the PDF (form) is saved.
4. Right click on the PDF and select Properties at the bottom
5. The screen below will come up and you must click on Change



6. Click on Adobe Acrobat Reader DC and click OK



7. Click Apply and then click OK



This is a one-time fix, any document you download (right click and save) to your computer will now open with Adobe Acrobat Reader DC.