

Medical Assistance in Dying
(MAiD)
Statistical Report
2016 – 2021



Table of Contents

1. Data Limitations and Data Suppression
2. MAiD Provisions Reported in B.C. by Health Authority (2016 – 2021)
3. Profile of Persons Receiving MAiD in B.C. (2019 – 2021)
 - 3.1 Sex
 - 3.2 Average Age
 - 3.3 Age Range
 - 3.4 Underlying Medical Condition(s)
 - 3.5 Source of Written MAiD Request
 - 3.6 Location of MAiD Provision
4. MAiD Prescribers in B.C. (2019 – 2021)
 - 4.1 Specialty of MAiD Prescribers in B.C. 2019
 - 4.2 Specialty of MAiD Prescribers in B.C. 2020
 - 4.3 Specialty of MAiD Prescribers in B.C. 2021

1. Data Limitations & Data Suppression

The data presented is collected in accordance with the [Federal Regulations for the Monitoring of Medical Assistance in Dying](#) (the Regulations) that came into force on November 1, 2018. In British Columbia, the Ministry of Health was designated as the recipient of all federally reportable information for the province. Medical practitioners and nurse practitioners are required to report on all written requests for MAiD, and pharmacists must report on the dispensation of drugs for the purposes of MAiD. Any MAiD Request signed prior to November 1, 2018, was not subject to the Regulations, and therefore the available data for MAiD provisions prior to that date is more limited.

To protect the personal health information and privacy of those who have requested or received MAiD, statistics involving small numbers (less than a dozen individuals) have been suppressed to remove the risk of potential identification of individuals through the combination of datasets.

2. MAiD Provisions in B.C. By Health Authority (2016 - 2021)

Health Authority	Total MAiD Deaths					
	2016	2017	2018	2019	2020	2021
Fraser Health	26	101	156	193	256	361
Interior Health	31*	118	170	247	343	441
Northern Health		29	34	59	65	100
Vancouver Coastal Health	57	133	202	263	335	445
Island Health	80	296	389	518	573	683
B.C.	194	677	951	1,280	1,572	2,030

*2016 data for Northern Health has been suppressed due to small numbers. This figure represents the total number of MAiD provisions for both Interior Health and Northern Health that year.

3. Profile of Persons Receiving MAiD in B.C. (2019 – 2021)

3.1 Sex of Persons Receiving MAiD

Sex	2019	%	2020	%	2021	%
Male	608	47.5%	802	51.0%	1,019	50.2%
Female	672	52.5%	770	49.0%	1,011	49.8%
B.C. MAiD Deaths	1,280		1,572		2,030	

3.2 Average Age of Persons Receiving MAiD (2019 – 2021)

Average Age MAiD by Sex	2019	2020	2021
Male	76	76	77
Female	77	77	79

3.3 MAiD Deaths by Age Group

Age Range	2019	2020	2021
18-45 years	2.1%	1.3%	1.0%
46-55 years	3.4%	2.7%	3.4%
56-64 years	11.6%	11.9%	9.8%
65-70 years	13.6%	14.0%	13.9%
71-75 years	13.9%	16.6%	14.6%
76-80 years	13.4%	13.8%	15.5%
81-85 years	14.2%	14.7%	14.3%
86-90 years	14.5%	13.7%	13.2%
91+ years	13.3%	11.4%	14.3%

3.4 Underlying Medical Condition of those who Received MAiD

Underlying Medical Condition of those who Received MAiD*	2019	2020	2021
Cancer - lung and bronchus	14.3%	14.7%	10.3%
Cancer – breast	4.5%	3.9%	3.1%
Cancer – colorectal	7.3%	8.7%	5.8%
Cancer – pancreas	5.2%	6.0%	3.7%
Cancer – prostate	4.5%	4.5%	3.8%
Cancer – ovary	3.0%	3.4%	1.6%
Cancer – hematologic	4.7%	4.6%	3.8%
Cancer – other	23.2%	21.7%	16.5%
Neurological condition - multiple sclerosis	1.6%	0.9%	0.8%
Neurological condition - amyotrophic lateral sclerosis	2.8%	4.3%	2.6%
Neurological condition – other	6.8%	6.0%	4.8%
Chronic respiratory disease	12.0%	9.9%	6.4%
Cardio-vascular condition	14.2%	10.9%	10.7%
Other organ failure	5.9%	5.2%	3.4%
Multiple co-morbidities	10.0%	11.5%	13.3%
Other illness, disease, or disability	15.0%	19.7%	9.3%

*See Explanatory note on the top of page 4

Medical Condition Explanatory Note: The data in table 3.4 indicates the proportion of individuals each year who received MAiD who had each underlying illness, disease, or disability, as indicated on the Prescribing Practitioner’s Assessment records during that period. As some individuals have multiple underlying medical conditions, the percentages for each year do not total to 100%. The occurrence of each condition may also be slightly higher than indicated due to medical conditions that have been reported only as part of the Multiple Co-Morbidities option and not as an individual condition.

3.5 Source of Written MAiD Request

Requests Received by MAiD Prescribers in B.C	2019	2020	2021
MAiD Requestor Directly	24.1%	17.7%	14.7%
Another Practitioner	18.9%	19.6%	14.5%
MAiD Care Coordination Service	51.6%	59.4%	68.4%
Patient Directly - Other	1.8%	1.6%	1.5%
Another Third Party	1.6%	1.6%	0.9%
Unknown (old form, data not available)	2.0%	0.1%	0.0%

3.6 Location of MAiD Provision

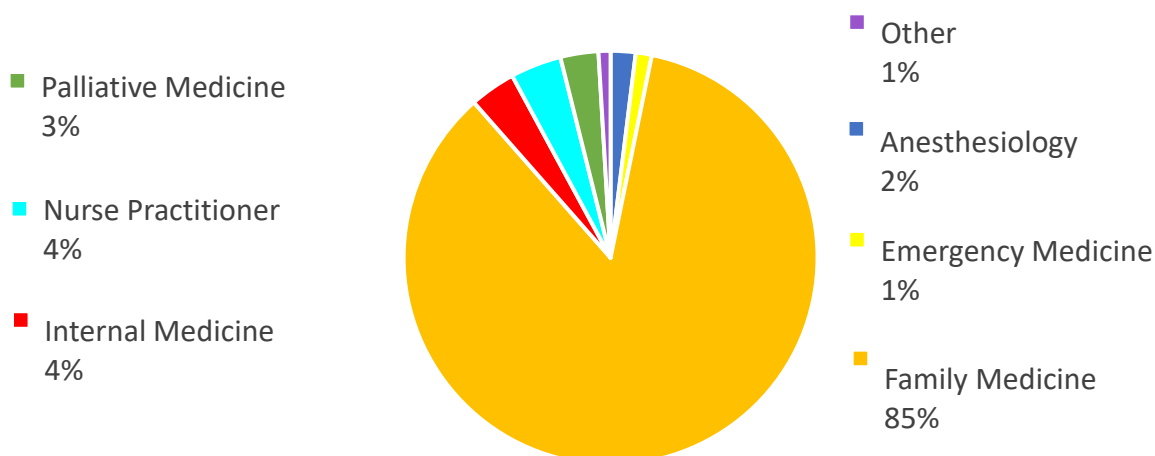
Location of MAiD Provision	2019	2020	2021
Private Residence	42.9%	51.8%	46.5%
Hospital (<i>excluding Palliative Care Beds</i>)	28.4%	22.1%	25.3%
Hospice	8.8%	8.8%	10.0%
Palliative Care Facility (<i>including hospital based palliative care beds/units</i>)	8.07%	6.9%	7.5%
Community Care Facility	4.1%	4.3%	4.5%
Residential Care Facility (<i>including long term and assisted living residence</i>)	3.4%	2.0%	3.05%
Medical Clinic or Ambulatory Setting	2.7%	2.4%	2.0%
Other Location	1.0%	1.7%	1.2%

4. Profile of MAiD Prescribers in B.C. (2019 – 2021)

4.1 MAiD Provisions by Prescriber Type

MAiD Prescriber Type	2019		2020		2021	
	Count	%	Count	%	Count	%
Medical Practitioner (Physician)	1,125	88%	1,407	90%	1,766	87%
Nurse Practitioner	155	12%	165	10%	264	13%
B.C. Total MAiD Deaths	1,280		1,572		2,030	

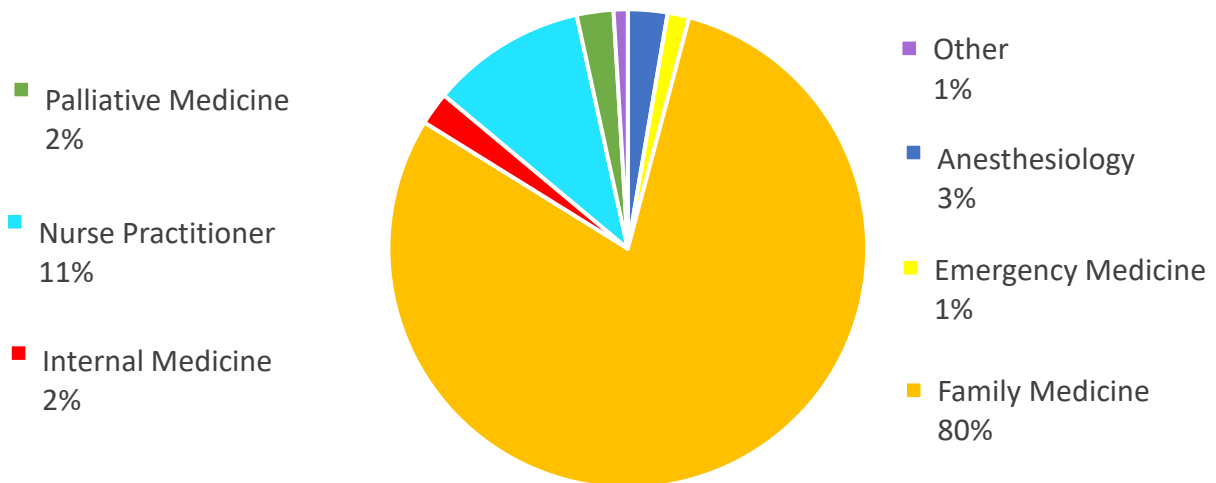
4.2 Specialty of MAiD Prescribers in 2019



Explanatory Notes:

- The above chart represents the 1280 MAiD Deaths reported to the Ministry of Health that took place between January 1, 2019, to December 31, 2019.
- Specialty of MAiD Prescriber:
 - Palliative Medicine includes: Palliative and Palliative and Family Medicine
 - Internal Medicine includes: Internal Medicine, Pathology and Respiratory Medicine
 - Anesthesiology includes: Anesthesiology and Anesthesiology and Critical Care
 - Other includes: Geriatric medicine, Psychiatry, Oncology, Oncology and Family Medicine, and Hospitalists

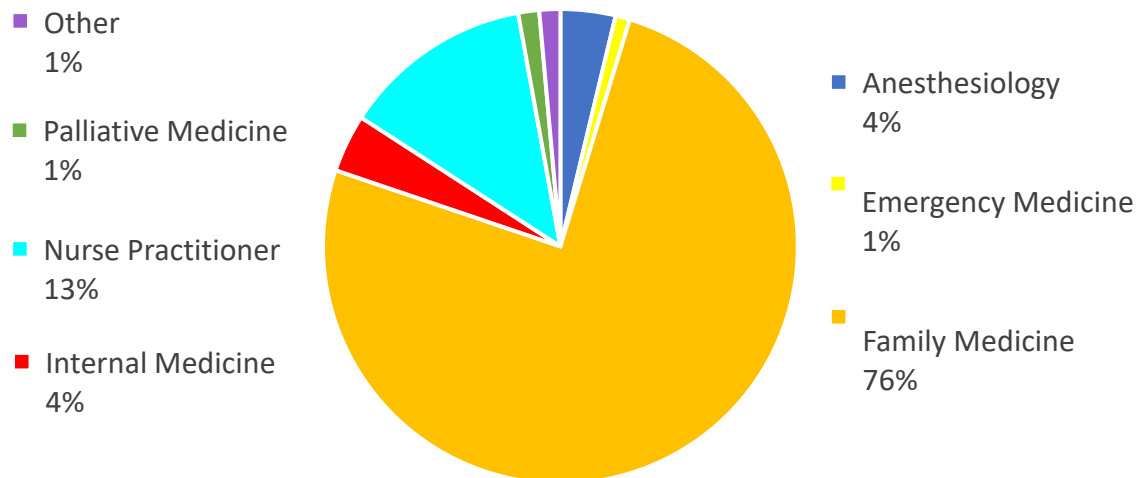
4.3 Specialty of MAiD Prescribers in 2020



2020 Explanatory Notes:

1. The above chart represents the 1572 MAiD Deaths reported to the Ministry of Health that took place between January 1, 2020, to December 31, 2020.
2. Specialty of MAiD Prescriber:
 - Palliative Medicine includes: Palliative and Palliative and Family Medicine
 - Internal Medicine includes: Internal Medicine, Internal Medicine and Critical Care and Respiratory Medicine
 - Anesthesiology includes: Anesthesiology and Anesthesiology and Critical Care
 - Other includes Geriatric medicine, Psychiatry, Oncology and Family Medicine, and Hospitalists

4.4 Specialty of MAiD Prescribers in 2021



2021 Explanatory Notes:

1. The above chart represents the 2030 MAiD Deaths reported to the Ministry of Health that took place between January 1, 2021, to December 31, 2021.
2. Specialty of MAiD Prescriber:
 - Palliative Medicine includes: Palliative and Palliative and Family Medicine
 - Internal Medicine includes: Internal Medicine, Internal Medicine and Critical Care and Respiratory Medicine
 - Anesthesiology includes: Anesthesiology and Anesthesiology and Critical Care
 - Other includes Geriatric medicine, Psychiatry, Oncology, Oncology and Family Medicine, Hospitalists, & Public Health, Preventive and Family Medicine