

Unemployment and Underemployment

(Reported June 2021)

Key Findings:

- BC's unemployment rate increased from 5.2% in February 2020 to 13.1% in May 2020, largely because of COVID-19 response measures. Unemployment declined between June and November 2020 with the partial lifting of these measures; but was still higher compared to the same months in 2019.
- Unemployment and underemployment can harm physical and mental health. As well, parental unemployment and underemployment are linked to lower levels of children's educational attainment and well-being.
- Women, temporary workers, informal economy, and non-white racialized workers have been disproportionately affected by COVID-19-related unemployment.

Situation

Response measures to the COVID-19 pandemic¹ included the temporary closure of non-essential services and restrictions on certain industries (e.g. dine-in services at pubs, bars and restaurants; travel/tourism restrictions)² that could not meet physical distancing and other safety requirements.¹ Essential services, such as grocery stores, were encouraged to stay open, and required to modify physical spaces to ensure that customers and staff interact safely.^{3,4} Many businesses were challenged by the changes required, and/or struggled to make enough revenue,⁵ and as a result, some businesses closed temporarily and some closed permanently.^{6,7}

Background

Unemployment rate is used to understand the health of economies.¹³ It measures the share of workers in the labour force who do not currently have a job and are actively looking for work.¹⁴ It does not include individuals who are retired, on a scheduled leave, or not looking for work. *Underemployment rate* is used to understand labour markets.¹⁵ It measures the share of part-time workers who would prefer to be working full-time.¹⁶

Prior to 2020, the highest unemployment rate recorded in Canada^{a,9,10} was 12% in 1983.¹⁰ Between March and September 2020, the number of Canadians who experienced long-term unemployment (unemployment for 6 months or more) increased by 107%.⁸ In 2020, the Canadian unemployment rate reached a high of 13.7%¹¹ in May, and declined to 8.8% in December 2020.¹²

^a Canada began to regularly collect unemployment data through the labour force survey in 1945.

Employment can improve people's physical and mental well-being, while being unemployed can have negative impacts on mental and physical health.¹⁷ Unemployed people have an elevated risk of: cancer, circulatory diseases, respiratory diseases, alcohol related diseases, accidents, and violence, compared to people who are employed.¹⁸ Unemployed people are also more likely than employed people to experience mental illness (e.g. depression, psychological distress),¹⁹ stress, boredom, high level of uncertainty, and less satisfaction with life.²⁰ Similarly, unemployment has consequences for people's physical and mental health.^{21,22,23,24} Parental unemployment^{25,26,27,28} and underemployment²⁹ have effects on their children and youth as well. When compared to children of employed parents, children and youth with unemployed parents have lower self-esteem, higher school dropout rates, lower academic expectations, poorer health, and higher household food insecurity.

Many factors affect unemployment and under-employment rates, including: availability of jobs;³⁰ automation;³¹ quality of jobs (e.g. temporary, contract and term employment);^{32,33} level of education and training;³⁴ health;³⁵ and systemic discrimination and racism.^{36,37,38} COVID-19 response measures have impacted many of these factors. The temporary closure of non-essential services has reduced the number of jobs available,³⁹ as well as reduced hours and/or wages.⁴⁰ The replacement of workers with technology (automation) has accelerated during COVID-19 measures, with increased reliance on technology to perform services,⁴¹ especially in low-wage occupations.^{42,43,44} The impacts of response measures on reduced access to post-secondary education^{45,46} and skills training programs⁴⁷ meant delayed or cancelled training for entering or moving within the workforce.

Forecasts for global economic recovery vary.^{48,49,50} Within Canada, the Conference Board forecasted that BC will have the best economic performance in the 2020/21 fiscal year compared with other provinces, due to the continuation of major energy projects and fiscal stimulus programs.⁵¹ However, travel restrictions will continue to impact the tourism and hospitality industry in BC. Systemic discrimination and racism,⁵² and women's

disproportionate responsibility for childcare^{53,54} will affect the economic recovery of certain groups of people more than others (see Equity Considerations below, for further discussion of disproportionately impacted populations).

Findings

This section provides an overview of the unemployment and underemployment rates for BC before and after the declaration of a public health emergency in March 2020. Analyses of Statistics Canada's Labour Force Survey (LFS) shows differences in rates according to sex, age, and educational attainment. Analyses of BC's 2020 COVID-19 SPEAK Survey data indicate that the pandemic has affected racialized groups' unemployment experiences differently. SPEAK Survey analyses by sex and gender are forthcoming and will be included in future reports.

FIGURE 4.1

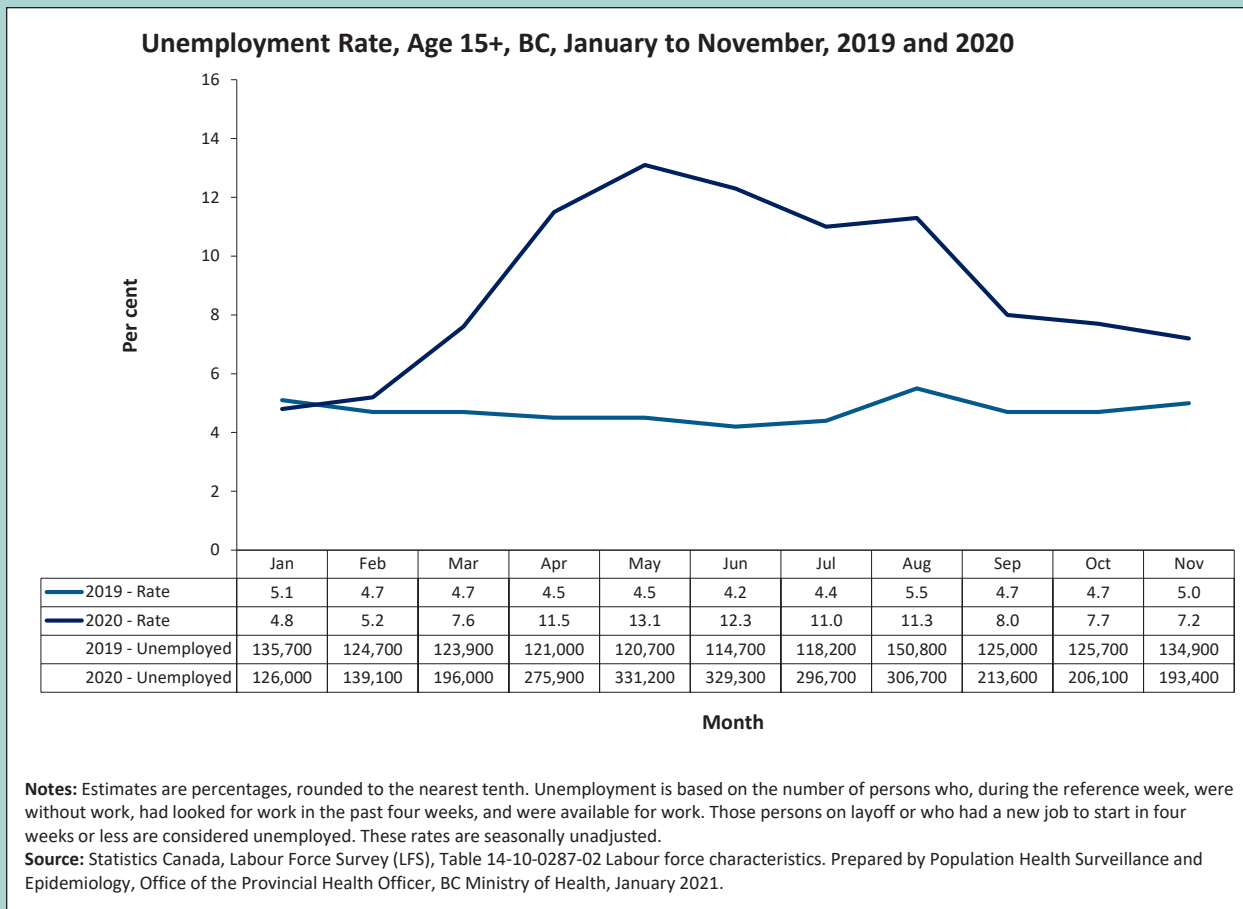


Figure 4.1 shows that the unemployment rate in BC for people 15 years and older increased from 5.2% in February to 13.1% in May 2020. It decreased to 7.2% in November as a result of the partial lifting of public health measures. Overall, the unemployment rate was higher between February and November 2020, compared to the same months for 2019.

FIGURE 4.2

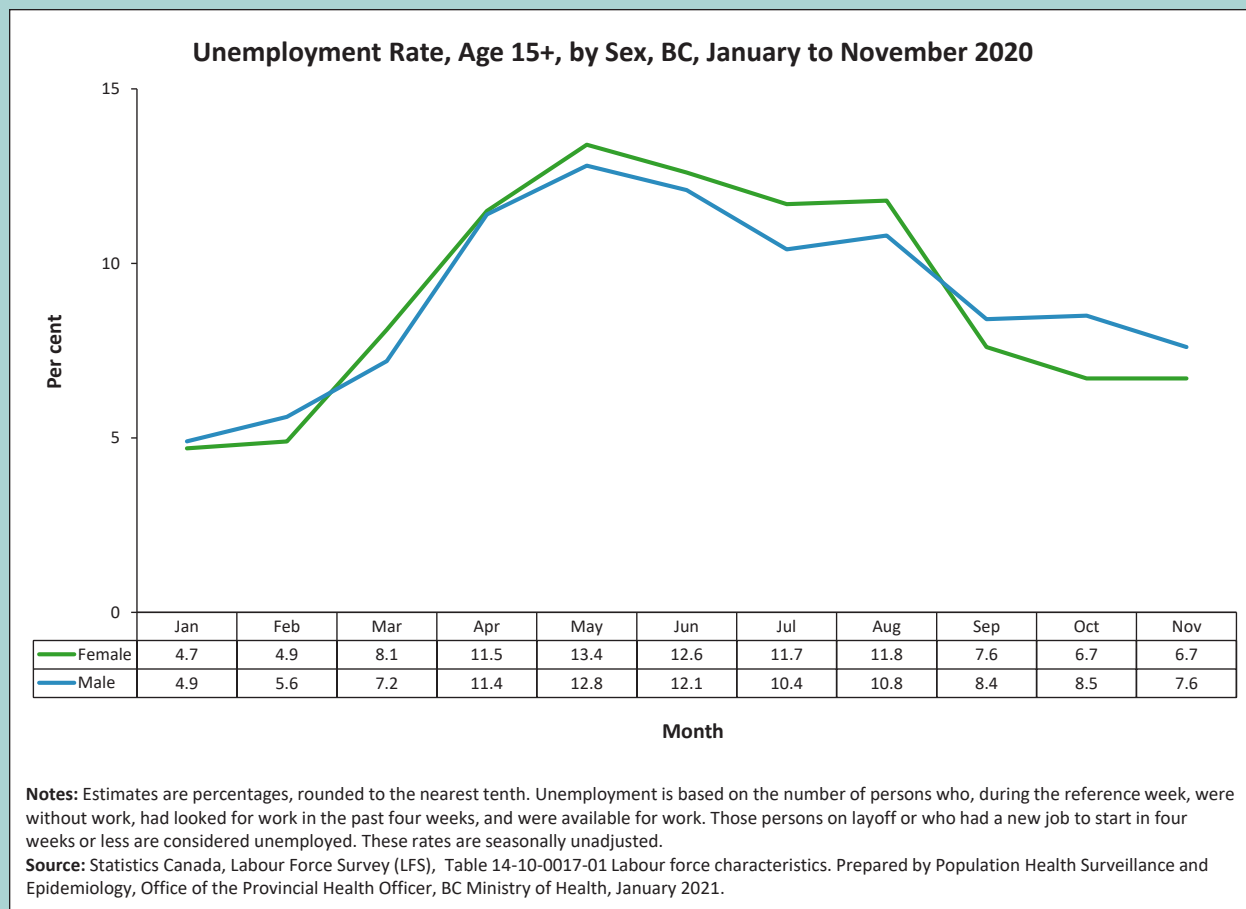


Figure 4.2 shows the unemployment rates in BC by sex from January to November 2020. Although the unemployment rates between males and females remained close during this time-period, the rate for females exceeded that of males' between March and August 2020. By September 2020 however, the unemployment rate for women returned to being lower than the unemployment rate for men.

FIGURE 4.3

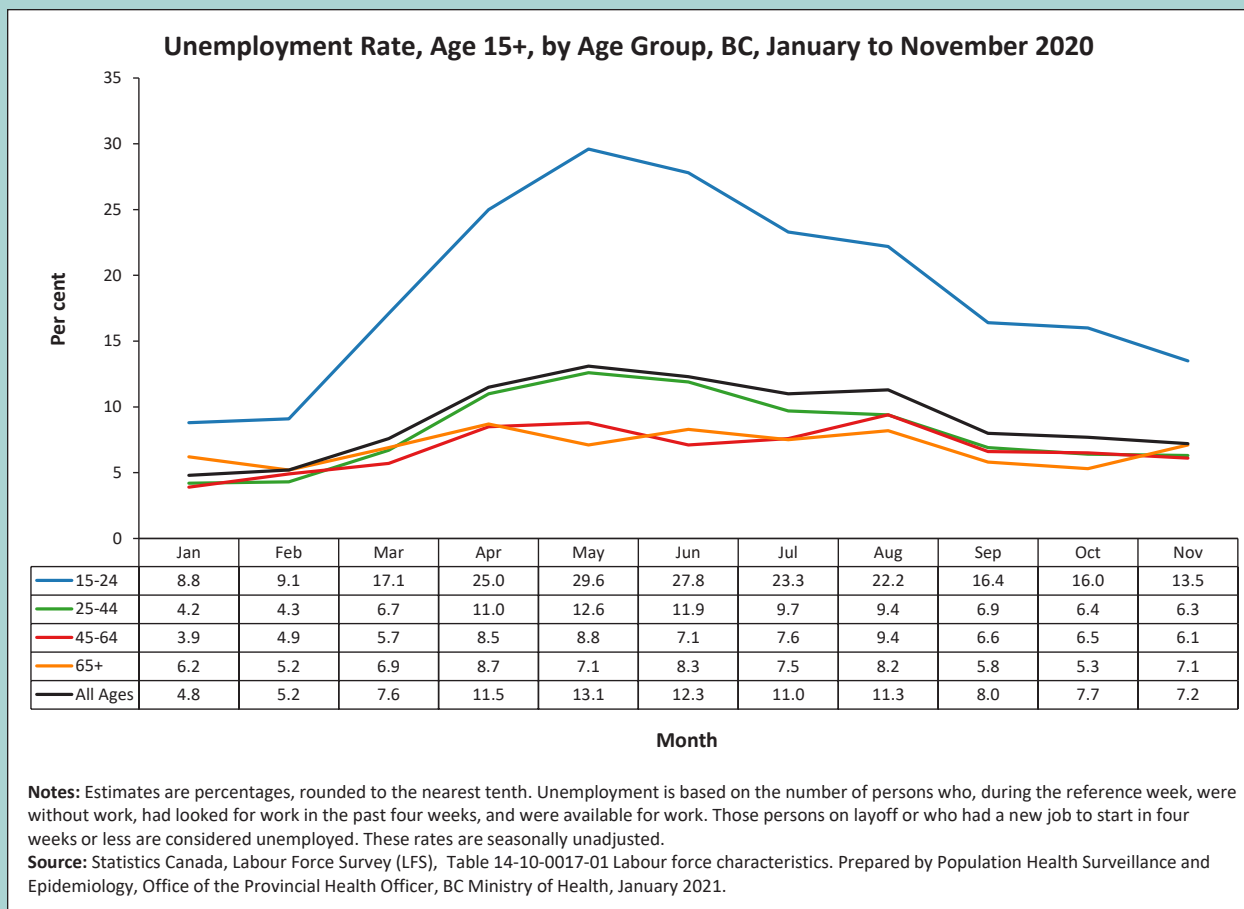


Figure 4.3 shows the unemployment rates in BC from January to November 2020, by age group. Between February and May 2020, the unemployment rate of young adults (age 15-24) more than tripled (from 9.1% to 29.6%). During the same time-period, it almost tripled for individuals aged 25-44 (from 4.3% to 12.6%). Although unemployment rates decreased for all age groups between May 2020 and November 2020, they were still higher in November 2020 than they were in the two months leading up to the pandemic.

Figure 4.4 and Figure 4.5 show the unemployment rates in BC, by educational attainment, in July 2019 and 2020, and December 2019 and 2020, respectively. Overall, these figures showed similar patterns in July and December, in which unemployment rates were higher in 2020 than in 2019. In July (Figure 4.4), the increase in the unemployment rate from July 2019 to 2020 was largest among individuals whose highest educational attainment was high school and some postsecondary education.

FIGURE 4.4

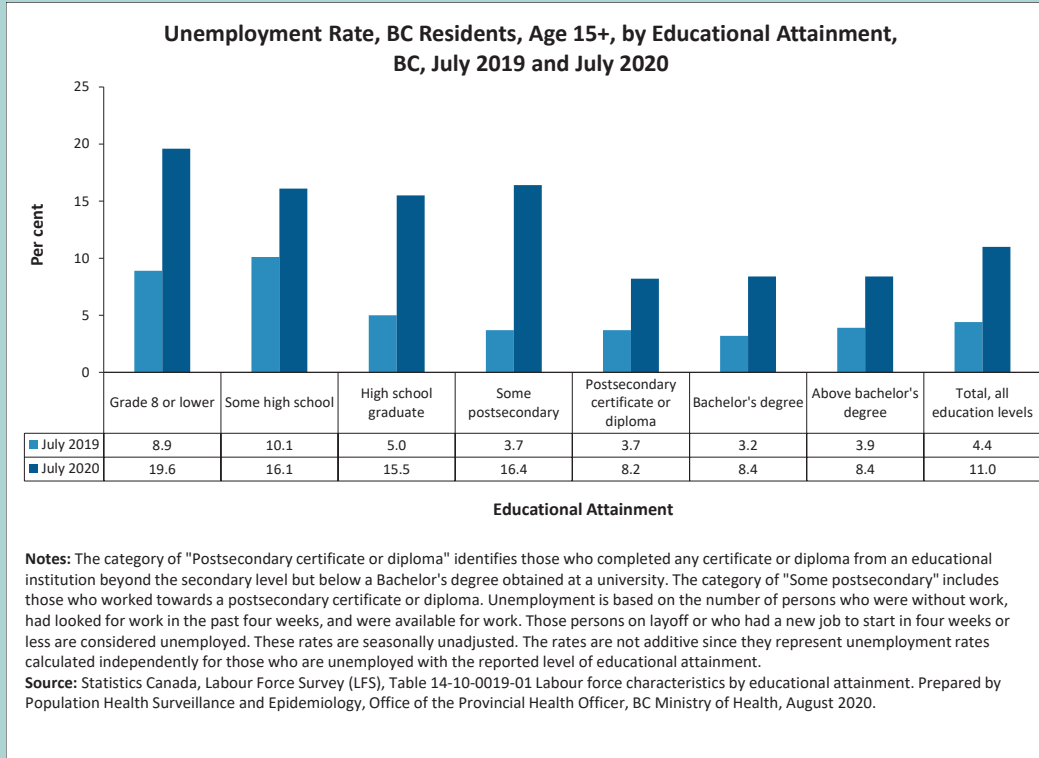


FIGURE 4.5

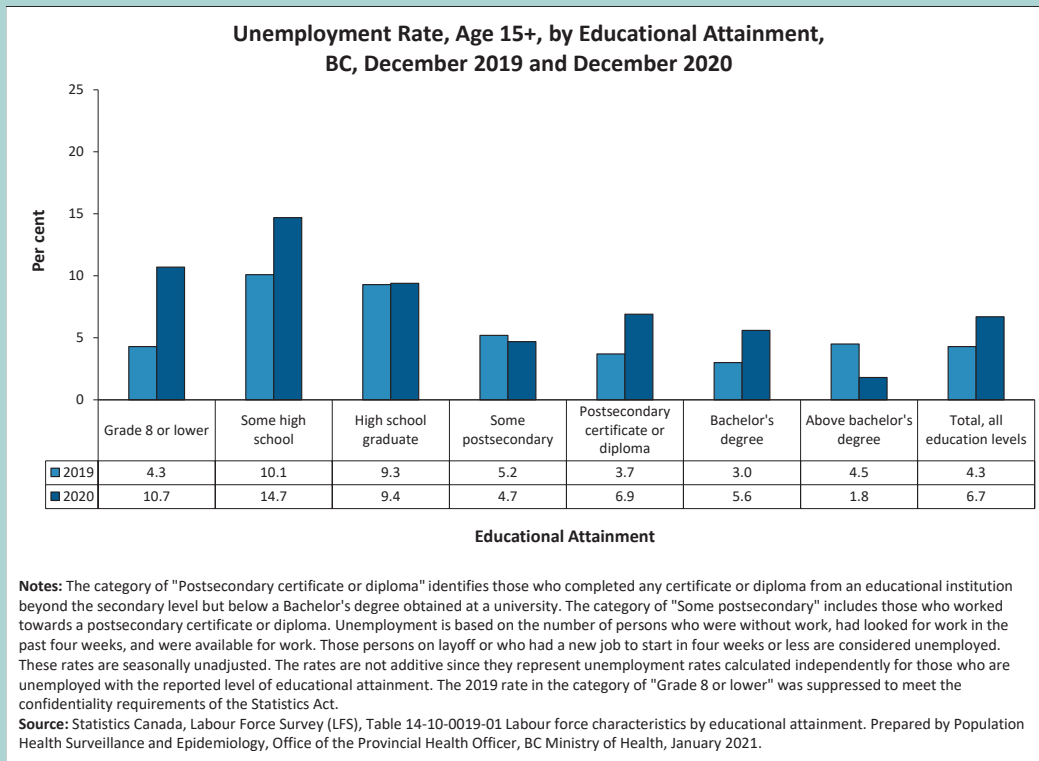


FIGURE 4.6

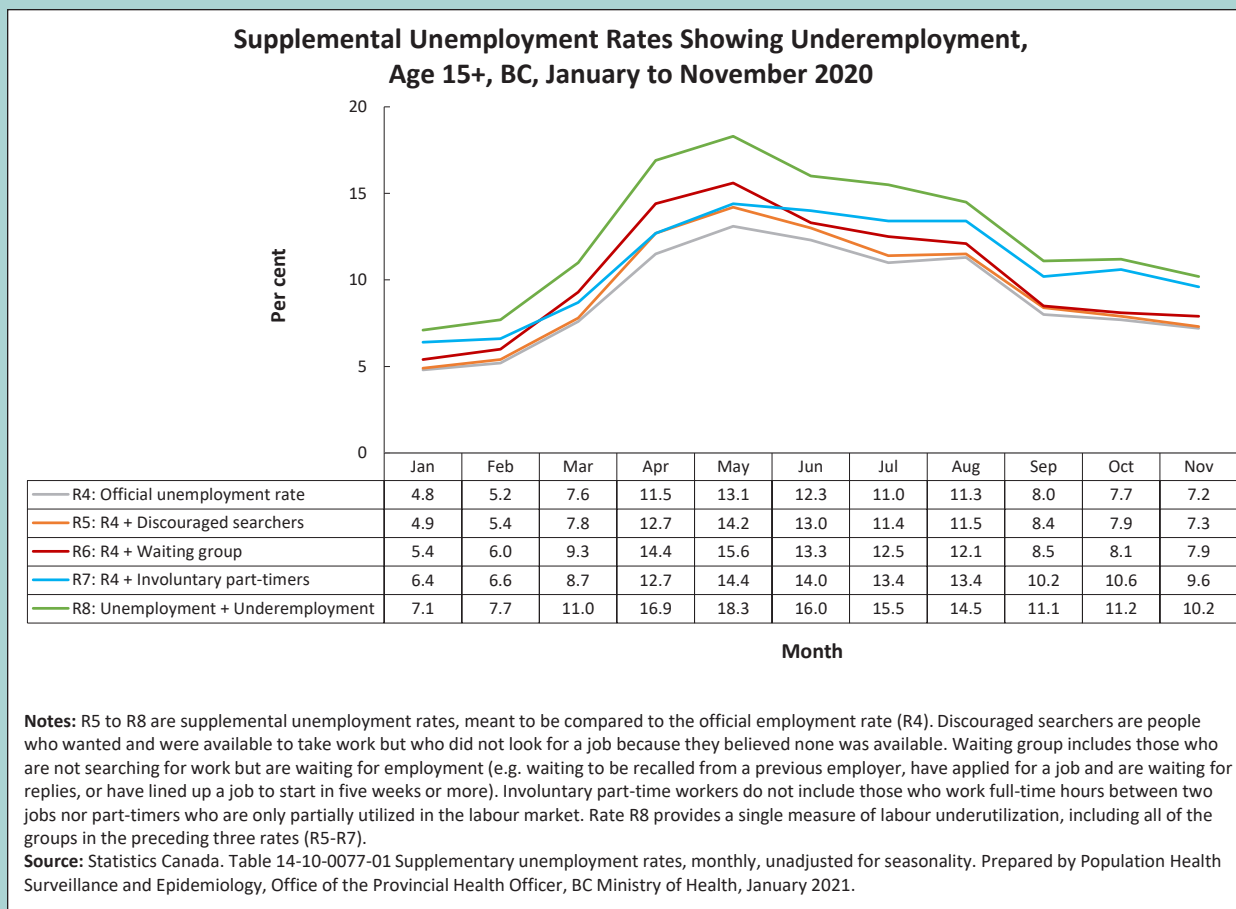


Figure 4.6 shows the unemployment, as well as combined unemployment and underemployment rates in BC, from January to November 2020. Between February and May 2020, the combined underemployment and unemployment rate increased from 11.0% in March 2020 to a high of 18.3% in May 2020. Although the underemployment and unemployment rates declined between June and November 2020, they remained higher in November 2020 than they were in the two months leading up to the pandemic.

FIGURE 4.7

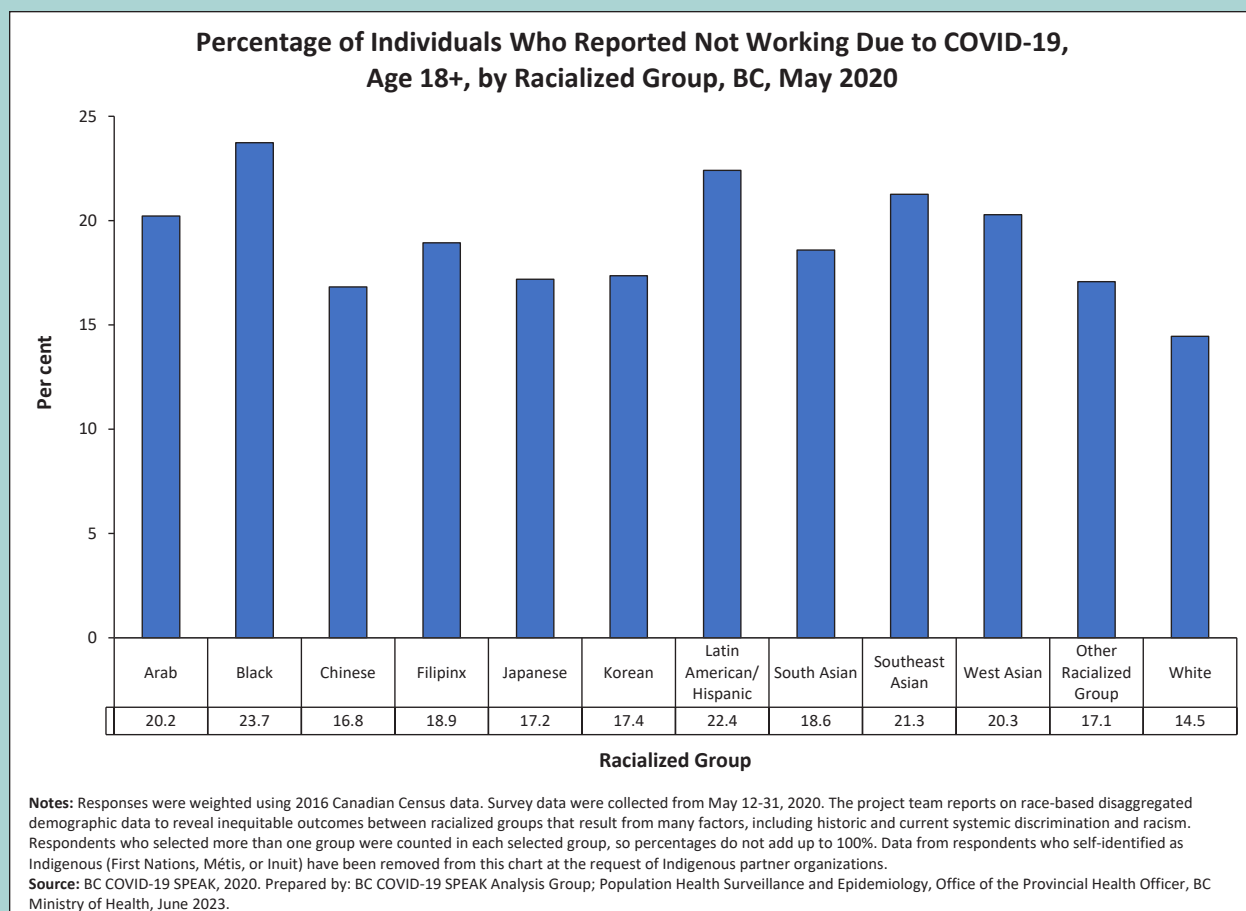


Figure 4.7 shows the percentage of respondents to the 2020 BC COVID-19 SPEAK Survey who reported that they are not currently working due to COVID-19, by racialized group. At the time of survey completion in May 2020, higher proportions of non-white racialized respondents reported that they are not currently working due to COVID-19, than white (European descent) respondents. The difference between non-white racialized groups and the white group was largest among British Columbians who reported being Black (23.7%), Latin American/Hispanic (22.4%), Southeast Asian (21.3%), West Asian (20.3%), and Arab (20.2%).

FIGURE 4.8

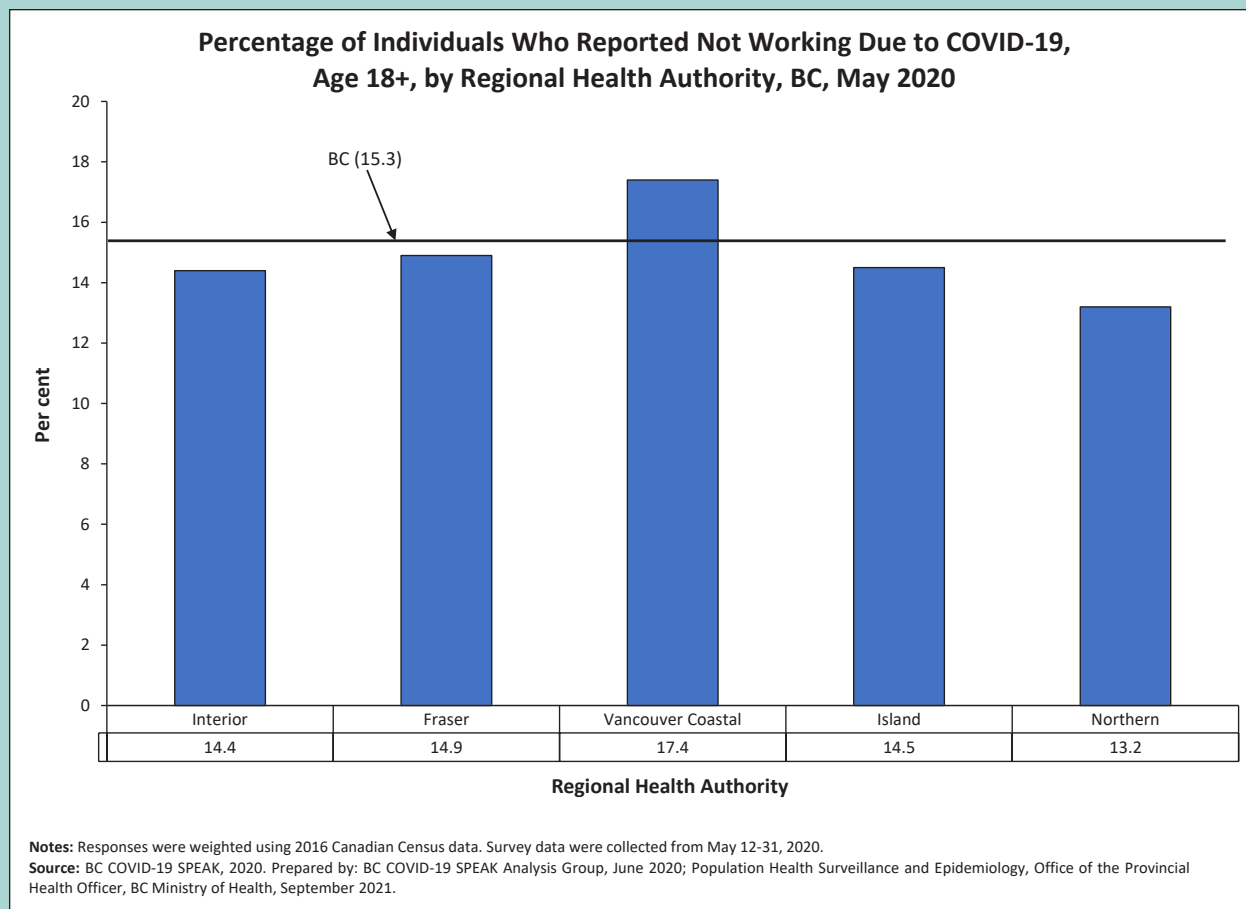


Figure 4.8 shows the percentage of respondents to the 2020 BC COVID-19 SPEAK Survey who reported that they are not currently working due to COVID-19, by health region. At the time of survey completion (May 2020), 15.3% of respondents reported that they are not currently working due to COVID-19. While 17.4% of respondents from the Vancouver Coastal health region reported not working due to COVID-19, 13.2% of respondents from the Northern health region reported not working due to COVID-19.

Equity Considerations

Unemployment disproportionately affects health and wellness based on gender, age, education level, type of employment, and race.

During COVID-19, some groups of people have been disproportionately impacted by job loss.

Systemic discrimination has been defined as “practices or attitudes that have, whether by design or impact, the effect of limiting an individual’s or a group’s right to the opportunities generally available because of attributed rather than actual characteristics.”⁷⁹

Indications that systemic discrimination may be happening in employment, include inequitable employment outcomes and/or different experiences between groups of people; non-inclusive policies, practices, and decision-making processes; and non-inclusive organizational cultures.⁸⁰

Women: COVID-19 response measures have disproportionately impacted women’s employment,^{39,40,55,56,57} and economists have described this phenomenon as a “she-cession.”^{58,59} A national survey in Canada found that more women (11%) reported losing their job as a result of COVID-19 response measures than men (6%).⁵⁶ It also found that one-third of women respondents considered quitting their jobs to take care of home responsibilities, including child care, compared to 20% of men.⁵⁶ Some women with children also stopped looking for work or withdrew from the workforce, because they were not the higher household income earner.⁶⁰ Similarly, some women reduced their hours to look after their children,^{55,57} because their partner earns more.⁶¹ This widening of the gender gap among parents^{55,57} has raised concerns about the long-term impacts on gender equality in employment, and drawn attention to the importance of an equitable recovery.^{53,54,61}

Young adults: COVID-19 response measures have also disproportionately impacted youth employment.⁶² The unemployment rate in Canada for non-student youth reached 25.1% in May 2020, compared to 9.8% in May 2019.⁶² Similarly, the unemployment rate in Canada for student youth (looking for summer employment) was 40.3% in May 2020, compared to 13.8% in May 2019.⁶²

Workers in less secure jobs: Unemployment due to COVID-19 response measures has had a greater impact on workers in less secure jobs and lower quality jobs in Canada. The number of employees in temporary jobs decreased by 14.5% (274,900 jobs) in March 2020. This decrease was observed across all types of temporary work, with the greatest decrease in casual employment (decrease of 23.5% or 136,000 jobs). Individuals employed in accommodation and food services; information, culture and recreation; and some education services, were more likely to lose their jobs than individuals employed in other industries.⁶³

Informal economy workers: Globally, the COVID-19 pandemic is presenting significant impacts in terms of unemployment and underemployment for informal workers.^{b,64,65,66} In Canada, informal economy workers are not captured in the Labour Force Survey, but they are likely to have experienced significant declines in the availability of work and income as a result of COVID-19 response measures.^{53,67} In 2007, a study found that only 32% of unemployed women are eligible for Employment Insurance compared to 40% of men because women are more likely than men to be employed in part-time or non-standard work due to child care demands.^{54,68}

^b Informal employment includes paid work that is “not registered, regulated, or protected by existing legal or regulatory frameworks” as well as unpaid work. Informal workers do not have secure employment contracts, workers’ benefits, social protection or workers’ representation. Examples include domestic workers, sex workers, undocumented workers, panhandlers, waste-pickers (“binners”), and casual (day) labourers.

Visible Minorities^c: In July 2020, the national unemployment rates for South Asian, Arab, and Black respondents were 17.8%, 17.3%, and 16.8% respectively, compared to 9.3% for whites/Caucasian respondents.⁶⁹

Visible minority women: In July 2020, the national unemployment rate for south Asian women (20.4%) was significantly higher than the unemployment rate for South Asian men (15.4%).⁶⁹ Black women were also more likely to be unemployed than Black men (18.6% vs 15.1%).⁶⁹ As shown in Figure 4.7, in May 2020, in BC, higher proportions of non-white racialized respondents reported that they are not currently working due to COVID-19, than white (European descent) respondents.

Truth and Reconciliation: Equity in Employment

For many Indigenous (First Nations, Métis, and Inuit) individuals and communities, the challenges of public health restrictions added a layer to the cumulative barriers and stresses faced every day as a result of settler colonialism, intergenerational trauma, manufactured poverty, and pervasive discrimination. Governments and employment sectors must work in meaningful partnership with Indigenous Peoples to arrest structural racism and white supremacy to ensure equitable economic recovery after the pandemic.

Actions Initiated or Planned to Address Unintended Consequence

This list provides examples of actions taken or initiated and is not a comprehensive list. Readers are encouraged to visit the websites of ministries involved in this work to find the latest information.

To mitigate the consequences of unemployment the Province of BC continued and/or implemented business supports and financial aid packages. These included (but are not limited to):

- The Emergency Benefit for Workers (a \$1,000 tax-free, one time benefit available to BC residents).⁷⁰
- The BC Temporary Rental Supplement (BC-TRS) Program (provides up to \$500 a month to help renters and landlords during COVID-19 for low- and moderate-income renters).⁷¹
- The BC Rental Assistance Program (RAP) (assistance with monthly rent payments for eligible low-income working families).⁷²
- A ban on evictions for non-payment of rent between March 18 and August 17, 2020 and the related Rent Repayment Plan to give tenants a reasonable timeframe to pay landlords any back payments due for rent for March 18 to August 17, 2020.⁷³

Additional supports implemented by the Canadian Government for individuals, businesses, sectors and organizations included:

- The Canada Emergency Response Benefit [CERB] (\$500 a week for workers who stopped working because of COVID-19),⁷⁴ and the subsequent enhanced Employment Insurance (EI) program⁷⁵ and new Canada Recovery Benefit for workers who are not eligible for EI (e.g., self-employed individuals and people working in the gig economy).⁷⁵
- The Canada Recovery Sickness Benefit and Canada Recovery Caregiving Benefit which provide monetary support for workers who are sick or must self-isolate; or are caring for a child, a family member with a disability, or a dependent for reasons related to COVID-19, will also be available from September 27, 2020 for one year.⁷⁵

^c This report recognizes that The United Nations Committee on the Elimination of Racial Discrimination called on Canada to “reflect further” on the use of the term “visible minorities”. The term “visible minorities” is used in this section of the report for consistency with the data source referenced: Statistics Canada’s Labour Force Survey.

Considerations for Further Action

This section provides considerations for action based on the findings of this report. These are not formal recommendations, but rather ideas to consider when shaping recommendations and actions related to this topic.

Individuals who are unemployed for a longer time are less likely to successfully transition back into employment, but economists are optimistic that the uniqueness of this period of high unemployment due to COVID-19 may ease the barriers that longer-term unemployed individuals typically face when transitioning back to employment.⁸ The following considerations for action are offered both to assist with the severity and impact of underemployment and unemployment as the pandemic continues, as well as to help the province adapt once response measures are no longer in effect.

1. Incorporate an equity lens into all recovery and employment/stimulus activities, to recognize that extra measures and/or policies or programs may be needed to support some of the most vulnerable groups (e.g., informal workers) and the groups who have been disproportionately impacted (e.g., women, racialized groups)
2. Adapt post-secondary training programs to provide students with the education and skills required to work in occupations that are in-demand in a post-COVID-19 economy.⁷⁶ Such programs can be helpful for new workers, as well as workers who are looking for new jobs because they lost their old jobs to automation or the permanent closure of businesses.
3. Plan for economic recovery that focuses on fixing the causes of inequitable employment outcomes (e.g., systemic discrimination and racism, and differential gender roles^{53,54,77}).
4. Ensure that schools, daycares and other childcare programs are open and affordable, in a consistent, reliable manner, and are able to facilitate parents' return to full employment, particularly for women.⁷⁸
5. Evaluate the short- and long-term impact of CERB and the revised EI program to monitor the implications for health and wellness, and potential broader societal benefits.

Appendix 4-A: Data Methodology Notes

1. Charts provided by Population Health Surveillance and Epidemiology, Office of the Provincial Health Officer.

For questions contact: HLTH.PHSE@gov.bc.ca.

2. Definitions for the terms used in the Statistics Canada Labour Force Survey:

- a. Labour Force: Number of civilian, non-institutionalized persons 15 years of age and over who, during the reference week, were employed or unemployed. Estimates in thousands, rounded to the nearest hundred.
- b. Part-time employment: Persons who usually work less than 30 hours per week at their main or only job. Estimates in thousands, rounded to the nearest hundred.
- c. Population: Number of persons of working age, 15 years and over. Estimates in thousands, rounded to the nearest hundred.
- d. Seasonally adjusted: Fluctuations in economic time series are caused by seasonal, cyclical, and irregular movements. A seasonally adjusted series is one from which seasonal movements have been eliminated. Seasonal movements are defined as those which are caused by regular annual events such as climate, holidays, vacation periods and cycles related to crops, production and retail sales associated with Christmas and Easter. The data in this report have not been seasonally adjusted.
- e. Unemployment: Number of persons who, during the reference week, were without work, had looked for work in the past four weeks, and were available for work. Those persons on layoff or who had a new job to start in four weeks or less are considered unemployed. Estimates in thousands, rounded to the nearest hundred.
- f. Unemployment rate: The unemployment rate is the number of unemployed persons expressed as a percentage of the labour force. The unemployment rate for a particular group (age, sex, marital status, etc.) is the number unemployed in that group expressed as a percentage of the labour force for that group. Estimates are percentages, rounded to the nearest tenth.
- g. Underemployment measures: Although the official rate of unemployment is a key indicator of job conditions, no single measure can capture the complexity of the labour market. For this reason, supplementary measures of unemployment have been developed to shed further light on the degree of labour market slack and the extent of hardship associated with joblessness. For more information, please see the summer 1999 issue of the Labour Force Update (catalogue 71-005-XPB), which presents supplementary measures of unemployment.
 - R4 is the official unemployment rate.
 - R5 is the first of the rates to factor-in people not normally included among the unemployed. Along with the unemployed, this rate also includes discouraged searchers. They are people who wanted and were available to take work but who did not look for a job because they believed none was available. This definition has changed and as a result, R5 is only available from 1997 onwards.
 - R6 includes those considered on the margins of the labour force, that is, those who are not searching for work but are available for work and are waiting for employment. They are either waiting to be recalled from a previous employer, or they have applied for a job and are waiting for replies. Also included are those who have lined up a job to start in five weeks or more. These people have a much higher likelihood of being in the labour force in the future than others not in the labour force.

- R7 adds a portion of those who are involuntary part-time workers to the official unemployed. There are two adjustments made to the number of involuntary part-timers to derive the portion used in R7. Firstly, involuntary part-timers who have a second job and work full-time hours between both jobs are excluded. Secondly, a large number of involuntary part-timers are removed because each involuntary part-timer is only partially utilized in the labour market.
- R8 is the most comprehensive and therefore, highest of the supplementary rates as it includes all of the groups in the preceding three rates. As such, R8 provides a single measure of labour underutilization. Included in this rate are the discouraged searchers, those waiting for recall, replies, long-term future starts and the underutilized portion of involuntary part-timers.

h. Additional notes: To ensure respondent confidentiality, estimates below a certain threshold are suppressed. For British Columbia, suppression is applied to all data below 1,500.

3. BC COVID-19 SPEAK Survey

Survey administration details: The BC COVID-19 SPEAK Survey was primarily an online survey administered from May 12, 2020 to May 31, 2020 across British Columbia. A call centre was also created to support individuals who wished to take the survey with assistance. The survey was available in English and Simplified Chinese (online), with language guides in downloadable electronic format available for 9 other languages (Arabic, American Sign Language, Farsi, French, Korean, Punjabi, Spanish, Traditional Chinese and Vietnamese). All other languages were available through the call centre from PHSA Provincial Language Services. The BC COVID-19 SPEAK Survey was funded by the BCCDC Foundation for Public Health.

Sampling details: The target population for the survey was residents of British Columbia who were 18 years of age or older. In order to achieve a large and representative sample, a response target of 2% of the urban population and 4% for rural/remote communities were set as determined by the Community Health Service Area (CHSA) density designation. Targets were also established for age, gender, income, education and ethnicity by each geographic area. Progress towards these targets was monitored daily and purposeful promotion and stakeholder outreach was done in order to better reach certain geographies and population demographics. Population targets were surpassed for each Regional Health Authority. However, not all sub-regions or demographic groups by geography did reach their target. Specifically, rural communities, populations with lower education, lower incomes, and some visible minorities were less reached and were prioritized for outreach. The final analytical dataset, which only included surveys where a Health Service Delivery Area geography, age, and gender were assigned and where the respondent must have completed at least 33% of the survey, contained 394,382 responses.

Weighting details: Statistical weighting is often used in large surveys to ensure that the sample of collected responses reflects the overall target population. This type of weighting compensates for the fact that certain demographics are less likely to respond to a survey. By establishing detailed socio-demographic targets at the outset for each geographic area of interest within the survey area, it allowed for more focused participant recruitment with the ultimate benefit of applying smaller weights. The BC COVID-19 SPEAK results presented in this chapter were weighted using 2016 Canadian Census data by demographic and geographic variables, as appropriate (e.g., age, sex, ethnicity, education level, local health area), to account for residual differences in sample demographics and to ensure that the sample is as representative as possible of the overall geographic population that is being reported on. This set of survey weights is slightly different than those used to produce the public BC COVID-19 SPEAK Round 1 Dashboard, so the results in this report are not directly comparable to the public Dashboard.

Limitations: BC COVID-19 SPEAK Survey is a non-randomized voluntary survey subject to self selection bias among those who choose to respond to the survey. To adjust the sample to the population and enhance representativeness, quota-based sampling by geography and post collection weighting are used. Correction for unknown population characteristics is not possible. This limitation is not unique to non-randomized surveys as self selection bias is apparent in voluntary randomized surveys as well where a significant proportion of those offered to take a survey choose not to participate. Despite attempts for outreach to underrepresented communities and statistical weighting and the creation of multiple points of access, this survey may be limited in its ability to fully reflect the experiences of members of communities unable to complete the survey due to language or access barriers.

Notes on racialized groups: Figure 4.7 shows BC COVID-19 SPEAK responses disaggregated by non-Indigenous racialized groups. This report analyzes data by racialized groups “to reveal and address systemic inequalities in social determinants of health and access to health care,” as per the report, *Disaggregated demographic data collection in British Columbia: The Grandmother Perspective*, by the BC Office of the Human Rights Commissioner.^d

Some of the categories charted were abbreviated for space. The category “Filipinx” is a gender-neutral term used in place of “Filipino” and/or “Filipina.” The question asked, “Do you consider yourself to be (check all that apply) ...”

The options included “First Nations,” “Métis,” and “Inuit.” Respondents who selected “First Nations,” “Métis,” or “Inuit” are not reported in these figures. In accordance with Indigenous Data Governance practices in BC, data from Indigenous respondents is provided to the First Nations Health Authority and Métis Nation British Columbia to determine how best to use the data in planning and engaging Indigenous communities across the province.

The options also included “White (European descent),” “Chinese,” “South Asian (e.g., East Indian, Pakistani, Sri Lankan),” “Black (e.g., African or Caribbean),” “Filipino,” “Latin American/Hispanic,” “Southeast Asian (e.g., Vietnamese, Cambodian, Malaysian, Laotian),” “Arab,” “West Asian (e.g., Iranian, Afghan),” “Korean,” “Japanese,” “Other, please specify,” and “Prefer not to answer.”

Respondents are reported in every category they selected.

^d BC Office of the Human Rights Commissioner. *Disaggregated demographic data collection in British Columbia: the grandmother perspective*. Vancouver, BC: BC Office of the Human Rights Commissioner; 2020 Sep [cited 2022 Aug 23]. Available from: https://bchumanrights.ca/wp-content/uploads/BCOHRC_Sept2020_Disaggregated-Data-Report_FINAL.pdf.

References

- 1 BC Ministry of Health. Joint statement on Province of B.C.'s COVID-19 response, latest updates [Internet]. Victoria, BC: Government of British Columbia; 2020 Mar 17 [cited 2021 Apr 20]. Available from: <https://news.gov.bc.ca/releases/2020HLTH0089-000505>.
- 2 Government of British Columbia. Phase 1 – BC's restart plan [Internet]. Canada; [cited 2020 Sep 30]. Available from: <https://www2.gov.bc.ca/gov/content/safety/emergency-preparedness-response-recovery/covid-19-provincial-support-phase-1>.
- 3 WorkSafe BC. COVID-19 [Internet]. Victoria, BC: Government of British Columbia; [cited 2021 Apr 20]. Available from: <https://www.worksafebc.com/en/about-us/covid-19-updates>.
- 4 BC Centre for Disease Control. Retail stores [Internet]. Vancouver, BC: Government of British Columbia; [cited 2021 Apr 20]. Available from: <http://www.bccdc.ca/health-info/diseases-conditions/covid-19/employers-businesses/retail-stores>.
- 5 Greater Vancouver Board of Trade. News release: almost half of B.C. businesses now closed not confident in ability to reopen [Internet]. Vancouver, BC: Greater Vancouver Board of Trade; 2020 Apr 21 [cited 2021 Apr 20]. Available from: <https://www.boardoftrade.com/news/50-news/2020/1797-news-release-almost-half-of-b-c-businesses-now-closed-not-confident-in-ability-to-reopen>.
- 6 Statistics Canada. Monthly business openings and closures: experimental series for Canada, the provinces and territories, and census metropolitan areas [Internet]. Ottawa, ON: Government of Canada; [cited 2021 Apr 20]. Available from: <https://www150.statcan.gc.ca/n1/pub/11-626-x/11-626-x2020014-eng.htm>.
- 7 Ballard J. This Vancouver restaurant is one of thousands of B.C. businesses lost to the pandemic. CBC News. 2020 Aug 06 [cited 2021 Apr 20]. Available from: <https://www.cbc.ca/news/canada/british-columbia/this-vancouver-restaurant-is-one-of-thousands-of-b-c-businesses-lost-to-the-pandemic-1.5676719>.
- 8 Schirle T, Skuterud M. Intelligence memos: Long-term joblessness: a significant policy change on the horizon? [Internet]. Toronto, ON: C.D. Howe Institute; 2020 Oct 20 [cited 2021 Apr 20]. Available from: https://www.cdhowe.org/sites/default/files/IM-Schirle-Skuterud_2020-1020.pdf.
- 9 Gower D. A note on Canadian unemployment since 1921. Perspectives. 1992 Autumn;4(3). Available from: <https://www150.statcan.gc.ca/n1/en/pub/75-001-x/1992003/87-eng.pdf?st=Kzp5Wo5s>.
- 10 Usalcas J, Kinack M. History of the Canadian labour force survey [Internet]. Ottawa, ON: Statistics Canada; 2017 Jan 06 [cited 2021 Apr 20]. Available from: <https://www150.statcan.gc.ca/n1/pub/75-005-m/75-005-m2016001-eng.htm>.
- 11 Statistics Canada. Infographic 3: unemployment rate continues to drop from May's record high [Internet]. Ottawa, ON: Government of Canada; 2020 Sep 04 [cited 2021 Apr 20]. Available from: <https://www150.statcan.gc.ca/n1/daily-quotidien/200904/g-a003-eng.htm>.
- 12 Statistics Canada. Labour force survey, December 2020 [Internet]. Ottawa, ON: Government of Canada; 2021 Jan 8 [cited 2021 Apr 20]. Available from: <https://www150.statcan.gc.ca/n1/daily-quotidien/210108/dq210108a-eng.htm>.
- 13 The Canadian Encyclopedia. Unemployment in Canada [Internet]. The Canadian Encyclopedia; [cited 2021 Apr 20]. Available from: <https://www.thecanadianencyclopedia.ca/en/article/unemployment>.
- 14 Economic Policy Institute. Useful definitions [Internet]. Washington, DC: Economic Policy Institute; [cited 2021 Apr 20]. Available from: <https://www.epi.org/newsroom/useful-definitions/#:~:text=While%20no%20single%20number%20captures,are%20actively%20looking%20for%20work>.
- 15 Nunn R, Parsons J, Shambaugh J. Race and underemployment in the US labor market [Internet]. Washington, DA: The Brookings Institution; 2019 Aug 1 [cited 2021 Apr 20]. Available from: <https://www.brookings.edu/blog/up-front/2019/08/01/race-and-underemployment-in-the-u-s-labor-market/#:~:text=The%20unemployment%20rate%20is%20an,statistic%20for%20the%20labor%20market.&text=The%20underemployment%20rate%20is%20also,fallen%20to%20a%20low%20level>.
- 16 Organization for Economic Co-operation and Development. Time related underemployment: definition [Internet]. Paris, France: Organization for Economic Co-operation and Development; 2003 Mar 14 [cited 2021 Apr 20]. Available from: <https://stats.oecd.org/glossary/detail.asp?ID=3542>.
- 17 Goodman N. The impact of employment on the health status and health care costs of working-age people with disabilities [Internet]. LEAD Centre; 2015 Nov [cited 2021 Apr 20]. Available from: https://leadcenter.org/wp-content/uploads/2021/07/impact_of_employment_health_status_health_care_costs_0.pdf.
- 18 Mustard CA, Bielecky A, Etches J, Wilkins R, Tjepkema M, Amick BC, Smith PM, Aronson KJ. Mortality following unemployment in Canada, 1991–2001. BMC public health. 2013 Dec 1;13(1):441.
- 19 Jin RL, Shah CP, Svoboda TJ. The impact of unemployment on health: a review of the evidence. CMAJ: Canadian Medical Association Journal. 1995 Sep 1;153(5):529.
- 20 Gien LT. Land and sea connection: The east coast fishery closure, unemployment and health. Canadian Journal of Public Health. 2000 Mar 1;91(2):121-4.
- 21 Scott-Marshall H, Tompa E, Trevithick S. The social patterning of underemployment and its health consequences. International journal of contemporary sociology. 2007 Apr;44(1):7.
- 22 Grzywacz JG, Dooley D. "Good jobs" to "bad jobs": replicated evidence of an employment continuum from two large surveys. Social science & medicine. 2003 Apr 1;56(8):1749-60.
- 23 Raykov MM. Underemployment and health-related quality of life (Doctoral dissertation).

- 24** Maddocks HL. Underemployment, unemployment, and mental health. London, ON: University of Western; 2012. Available from: <https://ir.lib.uwo.ca/etd/476/>.
- 25** Nichols A, Mitchell J, Lindner S. Consequences of long-term unemployment. Washington, DC: The Urban Institute. 2013 Aug 20 [cited 2021 Apr 20]. Available from: <https://www.urban.org/sites/default/files/publication/23921/412887-Consequences-of-Long-Term-Unemployment.PDF>.
- 26** Brand JE. The far-reaching impact of job loss and unemployment. Annual review of sociology. 2015 Aug 14;41:359-75.
- 27** Lehti H, Erola J, Karhula A. The heterogeneous effects of parental unemployment on siblings' educational outcomes. Research in Social Stratification and Mobility. 2019 Dec 1;64:100439.
- 28** Sriram U, Tarasuk V. Changes in household food insecurity rates in Canadian metropolitan areas from 2007 to 2012. Canadian Journal of Public Health. 2015 Jul 1;106(5):e322-7.
- 29** Poureslami I, Hertzman C, Hattersley L, Nimmon L. The relationship between professional immigrant parents' underemployment status and their children's emotional health and behavioral patterns. International Journal of Canadian Studies/Revue internationale d'études canadiennes. 2010(42):9-24.
- 30** Statistics Canada. Linking labour demand and labour supply: Job vacancies and the unemployed [Internet]. Canada; 2017 November [cited 2020 Dec 11]. Available from <https://www150.statcan.gc.ca/n1/pub/75-006-x/2017001/article/54878-eng.htm>.
- 31** Oschinski M, Wyonch R. Future shock? The impact of automation on Canada's labour market [Internet]. Canada: C.D. Howe Institute; 2017 [cited 2020 Dec 11]. Available from: https://www.cdhowe.org/sites/default/files/attachments/research_papers/mixed/Update_Commentary%20472%20web.pdf.
- 32** Vancea M, Utzet M. How unemployment and precarious employment affect the health of young people: A scoping study on social determinants. Scandinavian journal of public health. 2017 Feb;45(1):73-84.
- 33** Foster K. Youth employment and un(der) employment in Canada [Internet]. Canada: Canadian Centre for Policy Alternatives; 2012 [cited 2020 Dec 11]. Available from: <http://www.policyalternatives.ca/sites/default/files/uploads/publications/National%20Office/2012/10/Youth%20Unemployment.pdf>.
- 34** Statistics Canada. Employment rates, by educational attainment [Internet]. Ottawa, ON: Government of Canada; 2015 [cited Dec 11]. Available from: <https://www150.statcan.gc.ca/n1/pub/71-222-x/2008001/section/f-education-eng.htm>.
- 35** Canadian Mental Health Association, British Columbia Division. Unemployment, mental health and substance use [Internet]. Vancouver, BC: Canadian Mental Health Association, British Columbia Division; 2014 [cited 2020 Dec 11]. Available from: <https://cmha.bc.ca/documents/unemployment-mental-health-and-substance-use/>.
- 36** Pierre M. Promoting the full participation of black communities will help legitimize our democracy, for a more just and equitable family [Internet]. Canada: Policy Options; 2019 [cited 2020 Dec 11]. Available from: <https://policyoptions.irpp.org/magazines/march-2019/eradicating-structural-racism-for-black-canadians/>.
- 37** Canadian Centre for Policy Alternatives. By the numbers: Race, gender and the Canadian labour market [Internet]. Canada; n.d. [cited 2020 Dec 11]. Available from: <https://monitormag.ca/shorthand/by-the-numbers-race-gender-and-the-canadian-labour-market-200221160640/index.html>.
- 38** Francis V. Discrimination against Black Canadians in employment [Internet]. Canada: Isiko; 2017 [cited 2020 Dec 11]. Available from: <https://www.isikoresolutions.com/discrimination-against-black-canadians-in-employment>.
- 39** Lemieux T, Milligan K, Schirle T, Skuterud M. Initial impacts of the COVID-19 pandemic on the Canadian labour market. Canadian Public Policy. 2020 Jul 1;46(S1):S55-65.
- 40** Beland LP, Brodeur A, Mikola D, Wright T. The Short-Term Economic Consequences of COVID-19: Occupation Tasks and Mental Health in Canada [cited 2021 Apr 20]. Available at: <https://www.iza.org/publications/dp/13254/the-short-term-economic-consequences-of-covid-19-occupation-tasks-and-mental-health-in-canada>.
- 41** Ziady H. The pandemic is speeding up automation, and 85 million jobs are on the line. CTV News. 2020 Oct 21 [cited 2021 Apr 20]. Available from: <https://www.ctvnews.ca/business/the-pandemic-is-speeding-up-automation-and-85-million-jobs-are-on-the-line-1.5154794>.
- 42** Shendruk A. the jobs most threatened by automation because of COVID-19 [Internet]. Quartz. 2020 Oct 26. Available from: <https://qz.com/1916388/the-jobs-most-threatened-by-automation-because-of-covid-19/>.
- 43** Semuels A. Millions of Americans have lost jobs in the pandemic – and robots and AI are replacing them faster than ever [Internet]. Time Magazine. 2020 Aug 6 [cited 2021 Apr 20]. Available from: <https://time.com/5876604/machines-jobs-coronavirus/>.
- 44** Chernoff A, Warman C. Down and out: pandemic-induced automation and labour market disparities of COVID-19 [Internet]. VoxEU. 2021 Feb 2 [cited 2021 Apr 20]. Available from: <https://voxeu.org/article/pandemic-induced-automation-and-labour-market-disparities-covid-19>.
- 45** Bains C. Post-secondary students requiring practical skills concerned about education [Internet]. CTV News. 2020 May 22 [cited 2021 Apr 20]. Available from: <https://www.ctvnews.ca/canada/post-secondary-students-requiring-practical-skills-concerned-about-education-1.4949880>.
- 46** Camosun College. Announcements [Internet]. Victoria, BC: Camosun College; [cited 2021 Apr 20]. Available from: <https://ce.camosun.ca/>.
- 47** Justice Institute of British Columbia. Paramedic program adjusts to training during pandemic [Internet]. New Westminster, BC: Justice Institute of British Columbia; 2020 Oct 22 [cited 2021 Apr 20]. Available from: <https://www.jibc.ca/article/paramedic-program-adjusts-training-during-pandemic>.

- 48** The World Bank. The global economic outlook during the COVID-19 pandemic: A changed world [Internet]; 2020 June [cited 2020 Sep 30]. Available from: <https://www.worldbank.org/en/news/feature/2020/06/08/the-global-economic-outlook-during-the-covid-19-pandemic-a-changed-world>.
- 49** OECD. Building confidence amid an uncertain recovery [Internet]; 2020 Sep [cited 2020 Sep 30]. Available from: <https://www.oecd.org/economic-outlook/september-2020/>.
- 50** International Monetary Fund. A crisis like no other, an uncertain recovery [Internet]; 2020 June [cited 2020 Sep 30]. Available from: <https://www.imf.org/en/Publications/WEO/Issues/2020/06/24/WEOUpdateJune2020>.
- 51** The Conference Board of Canada. A prolonged COVID-19 recovery – The Conference Board of Canada releases its Provincial economic outlook [Internet] Canada; 2020 August [cited 2020 Sep 30]. Available from: <https://www.conferenceboard.ca/press/newsrelease/2020/08/24/a-prolonged-covid-19-recovery-the-conference-board-of-canada-releases-its-provincial-economic-outlook>.
- 52** Public Service Alliance of Canada. Women and COVID-19: Pandemic could set marginalized women back for decades [Internet] Canada; 2020 July [cited 2020 Sep 30]. Available from: <http://psacunion.ca/women-covid-19-marginalization>.
- 53** YWCA Canada. A feminist economic recovery plan for Canada: Making the economy work for everyone [Internet] Canada; 2020 [cited 2020 Sep 30]. Available from: <https://static1.squarespace.com/static/5f0cd2090f50a31a91b37ff7/t/5f205a15b1b7191d12282bf5/1595955746613/Feminist+Economy+Recovery+Plan+for+Canada.pdf>.
- 54** Policy Options. Canada's economic stability hinges on an equitable recovery for women: Racialized and low-income women have been hurt by the pandemic. Investments in childcare and expanded EI would help counteract inequity [Internet] Canada; 2020 Sep [cited Sep 30]. Available from: <https://policyoptions.irpp.org/magazines/september-2020/canadas-economic-stability-hinges-on-an-equitable-recovery-for-women/>.
- 55** Qian Y, Fuller S. COVID-19 and the gender employment gap among parents of young children. Canadian Public Policy. 2020 Aug 1;46(S2):S89-101. Available from: <https://utpjournals.press/doi/pdf/10.3138/cpp.2020-077>.
- 56** The Prosperity Project. One-third of Canadian women consider quitting jobs [Internet] Canada; 2020 Sep [cited 2020 Oct 20]. Available from: <https://blog.canadianprosperityproject.ca/one-third-of-canadian-women-consider-quitting-jobs/>.
- 57** Collins C, Landivar LC, Ruppner L, Scarborough WJ. COVID-19 and the gender gap in work hours. Gender, Work & Organization. 2020 Jan 1.
- 58** Alini E. Welcome to the 'she-session.' Why this recession is different. The Globe and Mail. 2020 May 9 [cited 2021 Apr 20]. Available from: <https://globalnews.ca/news/6907589/canada-coronavirus-she-session/>.
- 59** Gupta A. Why some women call this recession a 'shecession.' The New York Times. 2020 May 9 [cited 2021 Apr 20]. Available from: <https://www.nytimes.com/2020/05/09/us/unemployment-coronavirus-women.html>.
- 60** Stroh P. Pandemic threatens to wipe out decades of progress for working mothers. CBC News [Internet]. 2020 Aug 17 [cited 2020 Oct 20]. Available from: <https://www.cbc.ca/news/business/women-employment-covid-economy-1.5685463>.
- 61** Royal Bank of Canada. Pandemic threatens decades of women's labour force gains [Internet]. Canada; 2020 [cited 2020 Aug 31]. Available from: <https://thoughtleadership.rbc.com/pandemic-threatens-decades-of-womens-labour-force-gains/>.
- 62** Statistics Canada. Labour Force Survey, May 2020. [Internet] Canada; 2020 June [cited 2020 Aug 31]. Available from <https://www150.statcan.gc.ca/n1/daily-quotidien/200605/dq200605a-eng.htm>.
- 63** Statistics Canada. Labour Force Survey, March 2020. [Internet] Canada; 2020 April [cited 2020 Aug 31]. Available from: <https://www150.statcan.gc.ca/n1/daily-quotidien/200409/dq200409a-eng.htm>.
- 64** International Labour Organization. Chapter 4: Who should be getting minimum wages: 4.5 Informal economy workers [Internet]. Geneva, Switzerland: International Labour Organization; [cited 2021 Apr 16]. Available from: http://www.ilo.int/global/topics/wages/minimum-wages/beneficiaries/WCMS_436492/lang-en/index.htm.
- 65** Amnesty International. The rights of sex workers are being ignored in the COVID-19 response: in a conversation with Jenn Clamen of the Canadian Alliance for sex work law reform [Internet]. London, UK: Amnesty International; [cited 2021 Apr 16]. Available from: <https://www.amnesty.ca/blog/rights-sex-workers-are-being-ignored-covid-19-response-conversation-jenn-clamen-canadian>.
- 66** Food and Agriculture Organizations of the United Nations. Impact of COVID-19 on informal workers [Internet]; April 2020 [cited 2020 Sep 30]. Available from: <http://www.fao.org/3/ca8560en/CA8560EN.pdf>.
- 67** Government of Canada. GBA+ summary for Canada's COVID-19 economic response plan [Internet] Canada; 2020 July [cited 2020 Sep 30]. Available from: <https://www.canada.ca/en/department-finance/services/publications/economic-fiscal-snapshot/gba-summary-economic-response-plan.html>.
- 68** Townson M, Hayes K. Women and the Employment Insurance program. [Internet] Canadian Centre for Policy Alternatives. 2007 November [cited Oct 20]. Available at: http://www.policyalternatives.ca/sites/default/files/uploads/publications/National_Office_Pubs/2007/Women_and_the_EI_Program.pdf.
- 69** Statistics Canada. Labour Force Survey, July 2020. [Internet] Canada; 2020 August [cited 2020 Aug 31]. Available from: <https://www150.statcan.gc.ca/n1/daily-quotidien/200807/dq200807a-eng.htm>.
- 70** Government of British Columbia. BC emergency benefit for workers [Internet] British Columbia; 2020 [cited 2020 Aug 31]. Available from: <https://www2.gov.bc.ca/gov/content/employment-business/job-seekers-employees/emergency-benefit-workers>.
- 71** BC Housing. BC temporary rental supplement (BC-TRS) program [Internet] British Columbia; 2020 [cited 2020 Aug 31]. Available from: <https://www.bchousing.org/BCTRS>.

- 72** BC Housing. Rental assistance program (RAP) [Internet] British Columbia; 2020 [cited 2020 Aug 31]. Available from: <https://www.bchousing.org/housing-assistance/rental-assistance/RAP>.
- 73** Government of British Columbia. COVID-19 and Tenancies [Internet] British Columbia; 2020 [cited 2020 Sep 30]. Available from: <https://www2.gov.bc.ca/gov/content/housing-tenancy/residential-tenancies/covid-19>.
- 74** Government of Canada. Canada emergency response benefit (CERB): closed [Internet]. Ottawa, ON: Government of Canada; [cited 2021 Apr 20]. Available from: <https://www.canada.ca/en/services/benefits/ei/cerb-application.html>.
- 75** Government of Canada. Supporting Canadians through the next phase of the economy re-opening: Increased access to EI and recovery benefits [Internet] Canada; 2020 [cited 2020 Sep 30]. Available from: <https://www.canada.ca/en/employment-social-development/news/2020/08/supporting-canadians-through-the-next-phase-of-the-economy-re-opening-increased-access-to-ei-and-recovery-benefits.html>.
- 76** CTV News. B.C.'s post-secondary 'micro credentials' program aims to build fast track to jobs. CTV News. 2021 Feb 8 [cited 2021 Apr 20]. Available from: <https://vancouverisland.ctvnews.ca/b-c-s-post-secondary-micro-credentials-program-aims-to-build-fast-track-to-jobs-1.5300782>.
- 77** World Economic Forum. What risks does COVID-19 pose to society in the long-term? [Internet]; 2020 May [cited Sep 30]. Available from: <https://www.weforum.org/agenda/2020/05/what-risks-does-covid-19-pose-to-society-in-the-long-term/>.
- 78** Bochove D, Balji D, Sambo P. COVID-19 is setting Canadian women in finance back by decades. BNN Bloomberg [Internet]. 2020 Sep 2 [cited 2020 Oct 20]. Available from: <https://www.bnnbloomberg.ca/covid-19-is-setting-canadian-women-in-finance-back-by-decades-1.1488377>.
- 79** Abella RS. Equality in employment: the report of the Commission on Equality in Employment. Ottawa, ON: Supply and Services Canada; 1984.
- 80** Ontario Human Rights Commission. Policy and guidelines on racism and racial discrimination. Toronto, ON: Ontario Human Rights Commission; 2009 Dec [cited 04 Jun 2021]. Available from: http://www3.ohrc.on.ca/sites/default/files/attachments/Policy_and_guidelines_on_racism_and_racial_discrimination.pdf.