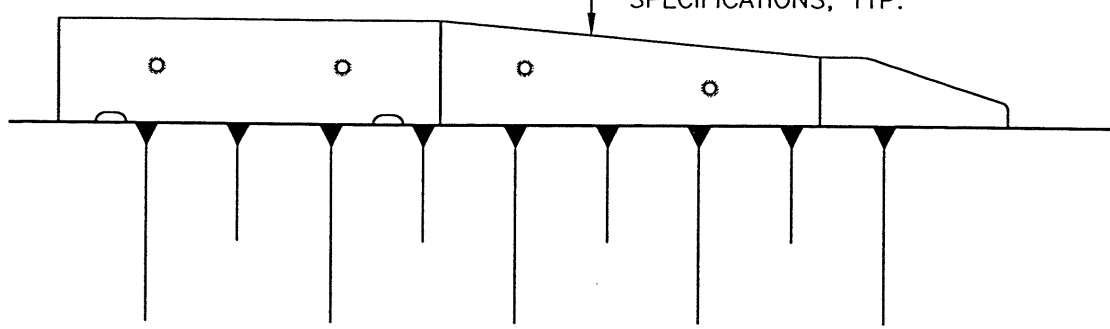
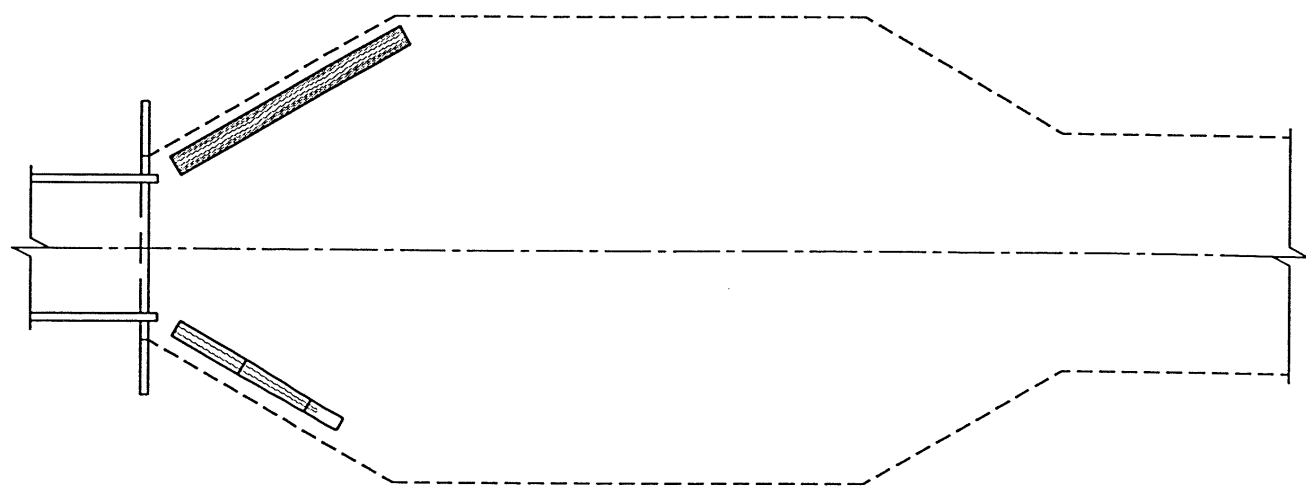


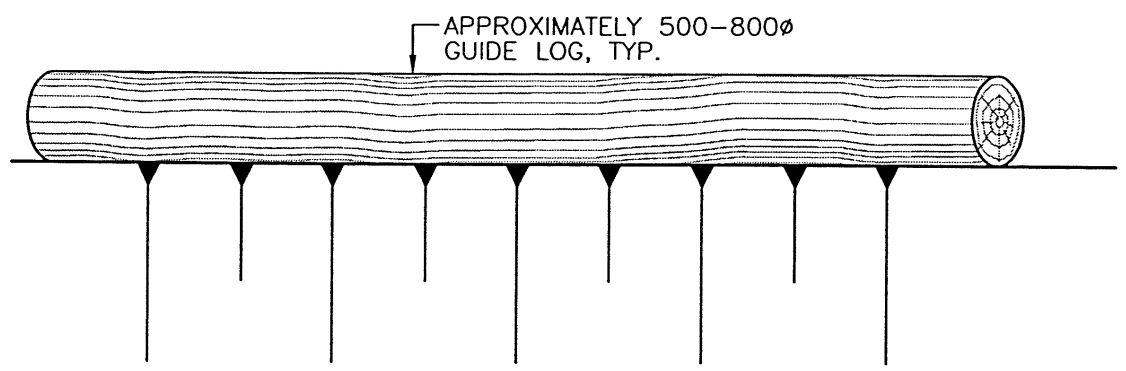
PRECAST CONCRETE BARRIER:  
CRB-M, CTB-1, CBN-1H;  
TO M.O.T.H. STANDARD  
SPECIFICATIONS, TYP.



NO-POST GUARDRAIL DETAIL  
1:50



TYPICAL PLAN LAYOUT  
1:250



APPROXIMATELY 500-800Ø  
GUIDE LOG, TYP.

GUIDE LOG DETAIL  
1:50

ASSUME NOT TO SCALE

Province of British Columbia  
MINISTRY OF FORESTS  
RESOURCE TENURES and ENGINEERING BRANCH

STANDARD BRIDGE DRAWING

CONCEPTUAL BRIDGE END GUARDRAIL DETAILS

SCALE AS SHOWN  
Designed: J.H. Date: MAY 1998  
Checked: D.J.H. Date: MAY 1998  
Drawn: J.E.M. Date: MAY 1998

Rev	Date	DESCRIPTION	Init

REVISIONS

ORIGINAL SIGNED and SEALED BY:  
CONCEPTUAL ONLY

DESIGN ENGINEER  
DATE JULIEN HENLEY

APPROVED BY: *R. Davis*  
MOF ENGINEER  
DATE June 1999  
DRAWING No. STD-E-010-05

CANCEL PRINTS BEARING PREVIOUS LETTER