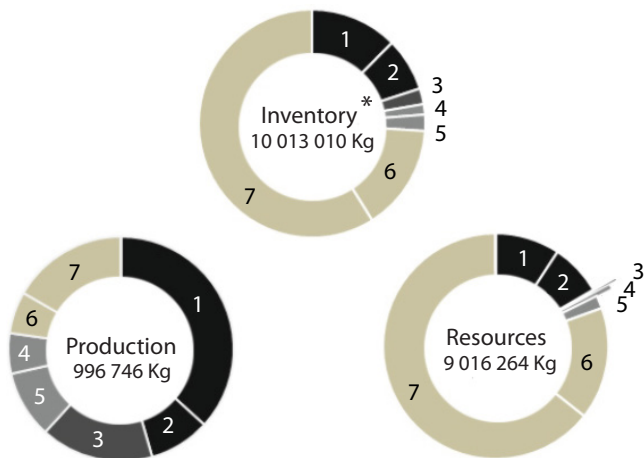


The British Columbia Geological Survey's MINFILE database lists over 3,380 occurrences for which gold is identified as the primary commodity. Of these, approximately 700 have recorded gold production (400 lode producers and 300 placer).

Between 1858 and 2013, about 32 million ounces were produced from lode deposits and 6 million ounces from placers.

Remaining in-ground gold resources in the province are estimated at 280 million ounces.

### Summary of B.C. Gold Production 1890-2013, Inventory, and Resources By Deposit Type



			Production	Resources	Inventory
Vein	1 Mesothermal	36.7%	9.3%	12.4%	
	2 Epithermal	8.8%	7.4%	7.6%	
Skarn	3	16.3%	0.5%	2.2%	
Massive sulphide	4 Sedex	9.7%	0.5%	1.5%	
	5 Volcanogenic	5.8%	1.9%	2.3%	
Porphyry	6 Alkalic	6.0%	16.1%	15.1%	
	7 Calcalkalic	16.7%	64.4%	58.8%	

Note: Excludes deposit types under 0.1%

\* Inventory includes past and present reserves and resources

## Contact Information


Vancouver Mineral Development Office  
www.gov.bc.ca/mineraldevelopment

Suite 300, 865 Hornby St.  
Vancouver, B.C. V6Z 2G3  
Tel: (604) 660-3332  
Fax (604) 775-0313



### New Afton

- ▶ Owned and operated by New Gold Inc.
- ▶ Began production June 2012
- ▶ The highest gold producing porphyry copper-gold mine in B.C.
- ▶ Estimated 12 year mine life; average annual production of 85,000 oz gold
- ▶ Measured and Indicated gold resource of 2 Moz gold at 0.68 g/t



### Brucejack

- ▶ Proposed underground mine owned and operated by Pretium Resources Inc.
- ▶ High-grade gold deposit (14.7g/t)
- ▶ Total Measured and Indicated gold resource at 9.6 Moz
- ▶ Estimated 18 year mine life; average annual production of 400,000 - 500,000 oz gold
- ▶ Targeted to commence production in 2017




### Kerr - Sulphurets - Mitchell (KSM)

- ▶ Owned and operated by Seabridge Gold Inc.
- ▶ One of the largest undeveloped gold projects in the world
- ▶ Estimated 55 year mine life; average annual production of 508,000 oz gold
- ▶ Measured and Indicated gold resource of 49 Moz gold at 0.55 g/t
- ▶ Exploration ongoing

# Gold in British Columbia

## British Columbia Geological Survey Information Circular 2015-6



Ministry of  
Energy and Mines



# Selected Gold Deposits in British Columbia

## B.C. Gold Deposit Types

### Porphyries

Porphyry deposits contain most of B.C.'s gold resources and are its main source of gold production. Exploration for these polymetallic Cu-Mo-Au-Ag deposits has produced a database of over 1,400 porphyry-style mineral occurrences. Roughly 60 of these have gold resource estimates. Significant examples include Prosperity, Kemess Underground, Mt. Milligan, Galore Creek, Schaft Creek, Red Chris, New Afton, Mount Polley, Red Chris and KSM. The top 5 measured+indicated porphyry resource estimates alone account for over 100 million contained ounces as of 2015.

### Volcanogenic Massive Sulphides (VMS)

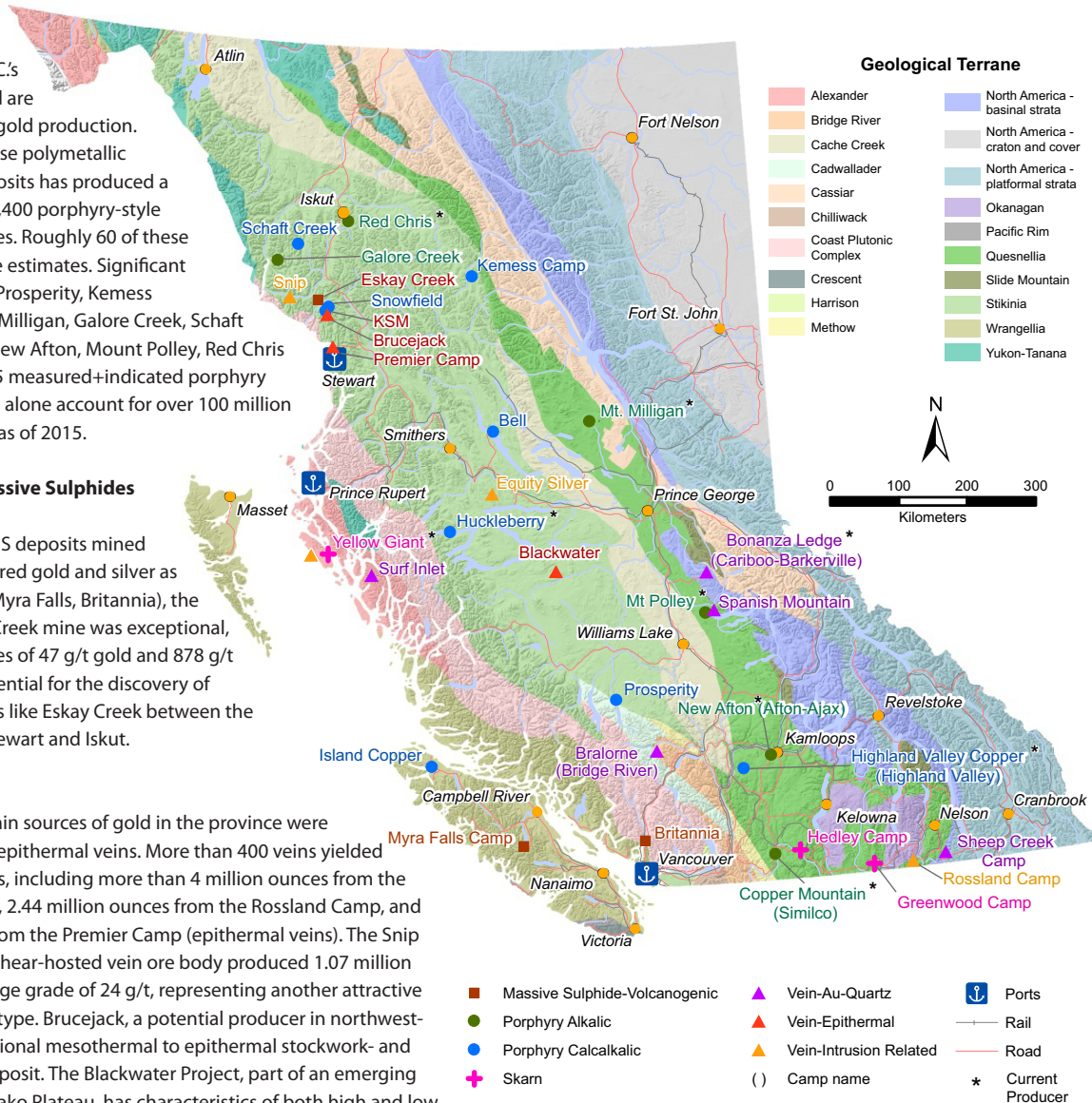
Although most VMS deposits mined in B.C. have recovered gold and silver as by-products (e.g. Myra Falls, Britannia), the high grade Eskay Creek mine was exceptional, with average grades of 47 g/t gold and 878 g/t silver. There is potential for the discovery of additional deposits like Eskay Creek between the communities of Stewart and Iskut.

### Veins

Historically, the main sources of gold in the province were mesothermal and epithermal veins. More than 400 veins yielded 14.6 million ounces, including more than 4 million ounces from the Bridge River Camp, 2.44 million ounces from the Rosland Camp, and 2 million ounces from the Premier Camp (epithermal veins). The Snip intrusion-related, shear-hosted vein ore body produced 1.07 million ounces at an average grade of 24 g/t, representing another attractive high-grade target type. Brucejack, a potential producer in northwestern B.C., is a transitional mesothermal to epithermal stockwork- and breccia-hosted deposit. The Blackwater Project, part of an emerging camp on the Nechako Plateau, has characteristics of both high and low sulphidation epithermal mineralization.

### Skarns

MINFILE includes over 900 primary skarn occurrences, nearly 400 of which list gold among the commodities of interest. The largest gold skarn producer was Hedley (Nickel Plate) at 2.5 million ounces. The current producing Yellow Giant Camp includes skarn mineralization.

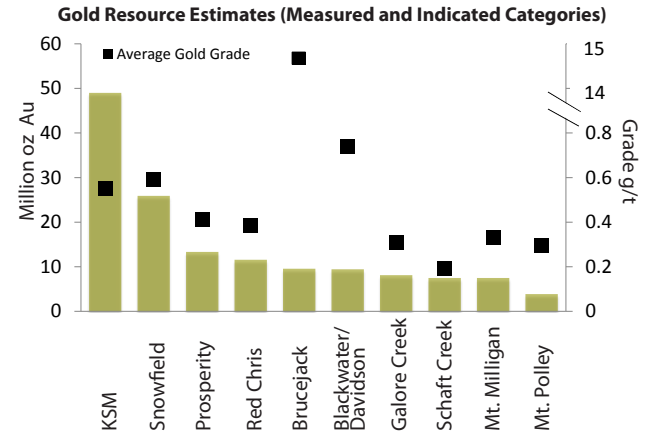


Updated July, 2015

For more information on B.C. mineral deposit profiles, visit: [www.empr.gov.bc.ca/Mining/Geoscience/MineralDepositProfiles](http://www.empr.gov.bc.ca/Mining/Geoscience/MineralDepositProfiles)

Contributors: TS, GC, BN

## B.C. Gold Deposits



## B.C. Gold Producers (Primary and Byproduct) Top 20 By Rank (1890-2013)

Deposit/Camp Name *Current Producer †Primary Gold Producer ‡Past Producer	Gold Production (Ounces)	Silver Production (Ounces)
Bridge River Camp <sup>†‡</sup>	4,176,386	952,085
Eskay Creek <sup>†‡</sup>	3,268,279	158,889,701
Kemess Camp <sup>‡</sup>	2,954,763	156,606
Hedley Camp <sup>†‡</sup>	2,467,103	604,525
Rosland Camp <sup>†‡</sup>	2,442,166	3,544,298
Premier Camp <sup>†‡</sup>	2,086,206	42,997,561
Greenwood Camp <sup>†‡</sup>	1,285,478	9,979,200
Cariboo-Barkerville Camp <sup>†‡</sup>	1,267,027	149,522
Myra Falls Camp	1,171,870	28,835,944
Island Copper <sup>‡</sup>	1,133,878	9,455,712
Snip <sup>†‡</sup>	1,071,161	414,522
Mt Polley <sup>*</sup>	828,968	2,569,928
Similco Camp <sup>*</sup>	805,268	10,739,907
Afton-Ajax Camp <sup>*</sup>	779,028	3,383,342
Sheep Creek Camp <sup>†‡</sup>	742,742	292,661
Equity Silver <sup>‡</sup>	508,037	71,357,957
Britannia <sup>‡</sup>	493,532	5,814,330
Bell <sup>‡</sup>	414,293	1,232,008
Surf Inlet <sup>†‡</sup>	388,875	201,207
Highland Valley Camp <sup>*</sup>	340,447	44,096,735
<b>Total</b>	<b>28,625,507</b>	<b>395,667,751</b>