

	<b>FOREST TENURES BRANCH</b>

# **Electronic Submission Framework (ESF) Overview for Licensees**



**Ministry of Forests**

### Disclaimer

This document contains material to assist with the administration of *agreements* entered into under the *Forest Act*. This document contains both a summary of the legal requirements and advice/suggestions from the non-legal realm. The latter are not legal requirements that you must follow, nor are they government policy.

### Warranty

While every effort has been made to ensure the accuracy of the information herein, no warranties of any kind are made as to the precision or longevity of the contents. Readers are advised to refer to the wording of the legislation and regulations themselves and obtain legal advice from their own sources.

This information is provided as a public service by the Ministry of Forests,

. This document and all of the information it contains are provided "as is" without warranty of any kind, whether express or implied. All implied warranties, including, without limitation, implied warranties of merchantability, fitness for a particular purpose, and non-infringement, are hereby expressly disclaimed.

### Limitation of Liabilities

Under no circumstances will the Government of British Columbia be liable to any person or business entity for any direct, indirect, special, incidental, consequential, or other damages based on any use of this information or any other document or material to which this document is linked, including, without limitation, any lost profits, business interruption, or loss of programs or information, even if the Government of British Columbia has been specifically advised of the possibility of such damages.

Copyright © 2022, Province of British Columbia

All rights reserved

This material is owned by the Province of British Columbia and protected by copyright law. It may not be reproduced or redistributed without prior written permission from the Province of British Columbia.

### Permission or Questions regarding copyright

Guidance on intellectual property disposal from the Province of British Columbia's Intellectual Property Program:  
<http://www2.gov.bc.ca/gov/content/governments/services-for-government/policies-procedures/intellectual-property/intellectual-property-program>

## Document Change Control

Version	Date	Key Change
1	March 2023	Final

Suggestions, questions, or comments should be directed to:

Forest Tenures Branch, Ministry of Forests, [ForestTenuresBranch@gov.bc.ca](mailto:ForestTenuresBranch@gov.bc.ca) with "the title of the user guide" and suggestions/questions/comments in the Subject line.

# Table of Contents

## Contents

<b>TABLE OF CONTENTS .....</b>	<b>4</b>
<b>PART 1 - UNDERSTANDING ESF.....</b>	<b>6</b>
WHAT IS ESF? .....	6
HOW ARE ESF, FTA AND RRS LINKED? .....	6
WHO USES ESF? .....	7
THE ESF PROCESS .....	7
ACCESSING ESF .....	9
<i>Sign In-Steps to Follow</i> .....	9
NAVIGATING IN ESF.....	10
<i>ESF Welcome Page</i> .....	10
<i>Understanding the Layout</i> .....	11
UNDERSTANDING COMMON ELEMENTS.....	12
<i>ESF Functions</i> .....	12
UNDERSTANDING SUBMISSION TYPES .....	13
<i>Schema Name</i> .....	13
<i>Schema Download – THIS IS CORRECT BUT MAY DIFFER FOR PEOPLE DEPENDING ON THEIR OPERATING SYSTEM/BROWSER</i> .....	14
SEARCHING A SUBMISSION USING ESF .....	15
<i>Search Criteria</i> .....	16
HOW TO SEARCH ESF SUBMISSIONS .....	17
WORKING WITH SEARCH RESULTS .....	18
UPLOADING A SUBMISSION TO ESF .....	20
<i>Upload Criteria</i> .....	20
HOW TO UPLOAD ESF SUBMISSIONS .....	21
<i>Confirm Submission</i> .....	21
COMPLETE SUBMISSION .....	22
<b>PART 2 - UNDERSTANDING ESF ERROR MESSAGES.....</b>	<b>24</b>
ESF ERROR MESSAGES .....	24
SCHEMA VALIDATION ERRORS.....	24
SPATIAL VALIDATION ERRORS .....	24
BUSINESS RULE VALIDATION ERRORS .....	25
DECIPHERING ERROR MESSAGES .....	25
ADDITIONAL ESF ERROR MESSAGES .....	26

## Welcome

This guide is intended to assist readers in understanding:

- The Electronic Submission Framework;
- The ESF Process;
- How to Access ESF;
- How to Navigate within ESF;
- How to Submit an Application using ESF;
- How to Search on your Submission(s);
- ESF Submission Types;
- The types of error messages generated by ESF;
- How to decipher ESF error messages.

## Part 1 - Understanding ESF

### What is ESF?

The Electronic Submission Framework (ESF) is a secure extranet Web portal for data exchange designed to accept standardized XML/GML attribute and spatial data submissions from forest clients external and internal to MOF.

ESF provides much needed data consistency by using a common submission standard for business area information requirements captured in the corporate database.

ESF has been implemented to provide the following benefits to the Ministry and its forest clients:

- Capture data once at source eliminating duplicate data entry.
- Streamline and standardize business transactions between the Ministry and forest clients.
- Improve data accuracy.
- Reduce the time required for decision making.

All clients using ESF require an authorized government client user ID (BCeID or IDIR) to submit and view their ESF data.

### How are ESF, FTA and RRS Linked?

Every client submission type has a specific business schema defining what information is required to meet the corporate information system and business area standards. A schema is an electronic document containing the business area data structure defined in industry standard formats of XML for attribute data and GML for spatial data.

FTA and RRS are two of the destination applications for data submitted through ESF.

ESF has a defined schema for FTA business data. FTA accepts attribute and spatial data submitted through ESF using the **Harvest Application Submission Type** associated with the FTA business schema.

ESF also has a defined schema for RRS business data. RRS accepts attribute and spatial data submitted through ESF using the **Resource Road Application Submission Type** associated with the RRS business schema.

Other Ministry systems that use ESF for attribute and spatial data submission include:

- RESULTS;
- Waste.

## Who uses ESF?

ESF, like FTA, also has user groups which are both internal and external to MOF. These include:

- Internal:
  - MOF Staff.
  - BC Timber Sales.
- External:
  - Industry (Licensees or delegates).

ESF allows users to submit information to various MOF business systems in a standard XML/GML format. Users have been able to submit data through ESF since late 2003. Major licensees have been required to submit information electronically since June 2005.

- FTA – June 1 2005.
- RESULTS – June 1 2005.
- RRS – January 20 2021.

## The ESF Process

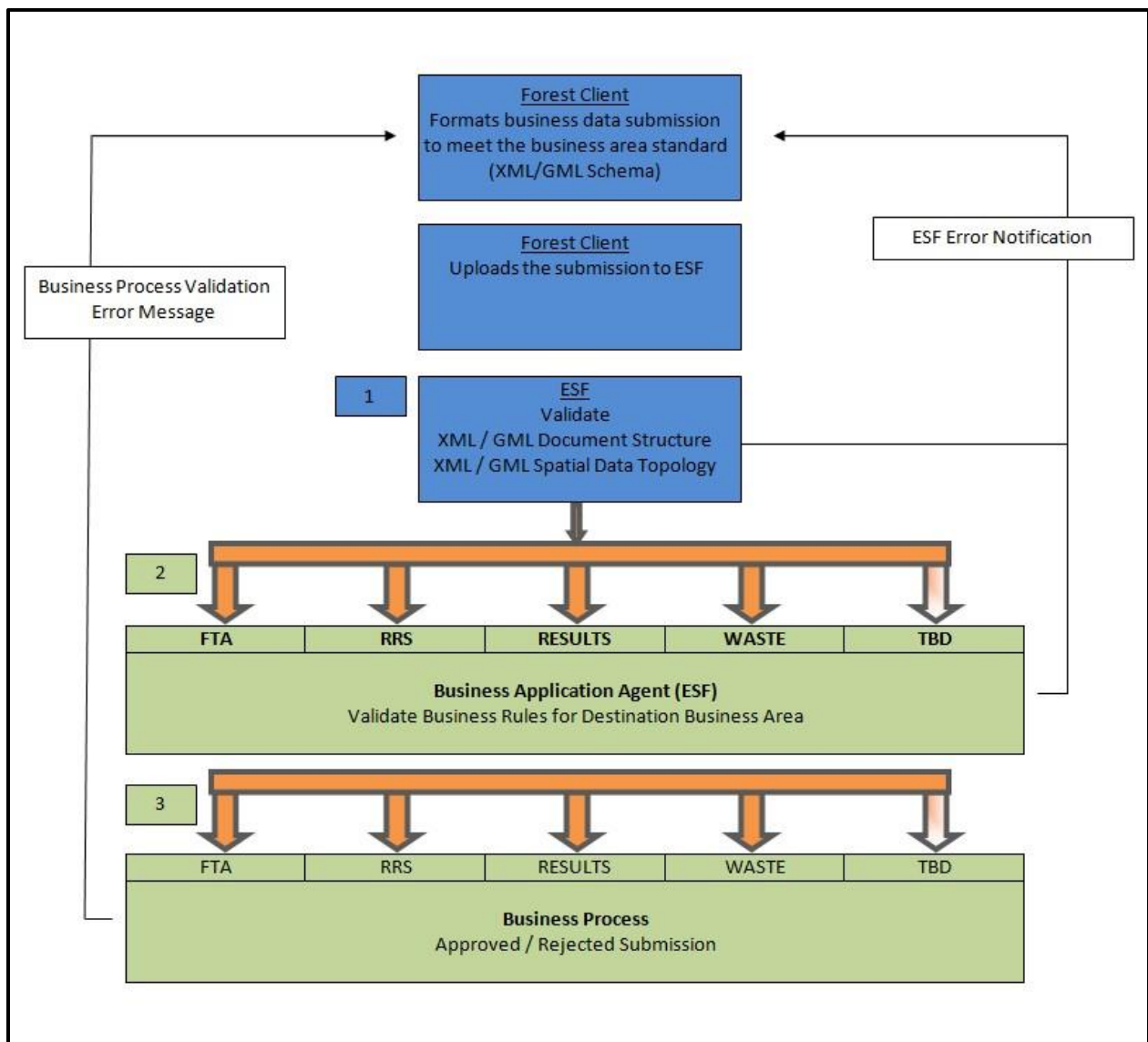
The ESF **business process model** defines four high level functions that allow XML/GML submission document processing to occur:

- XML/GML file submission via the ESF Submission Website;
- Parse/Validate submission file to ensure submission is well formed;
- Deliver well formed submission to destination business application for business validation and further processing (Ministry of Forests and Ministry of Agriculture), and,
- View submissions status through ESF.

To make a submission, forest clients log on to the ESF Web Site and upload (from their computer) an electronic submission file containing spatial and attribute data.

ESF validates the submission file to ensure that it meets the XML/GML document standard. If the file does **not** pass the schema validation, a message will be displayed online identifying a schema validation error.

Submissions that pass schema validations are directed to the destination business application and related processes. Validations on data content are performed specific to the destination application (business rules) prior to the submission being accepted into the destination application. If the submission fails the business rule validation the submission is rejected by the destination application, and a message is passed through ESF to the submitter via email.



### ESF Schema Validation

An online message is displayed in ESF when a submission is processed by ESF and passed onto the business area. This message details the status of the submission as either ***In- Progress*** or ***Rejected***.

### Business Process Validation

The submission can be accepted or rejected based on conformity to spatial and attribute rules. If the submission passes, it is ***Accepted*** otherwise it is ***Rejected***. Notification is provided via email.

### Business Process Messages

An email is sent to confirm the tenure has been ***Approved, Rejected***, in FTA or RRS.

**Note:**

***Steps 2 and 3 both generate an email to the Forest Client. This may be a single email or may be two separate emails depending on whether or not all processing is completed by the end of the working day.***

## **Accessing ESF**

ESF is a Web-based application, making it versatile, accessible and easy to use. Some benefits of using Web-based applications are:

- No special software is required to be installed on your computer.
- Edits and updates to the application, are centralized and seamless to the end user.
- Any computer with Internet access and a browser can be used.
- Specific computer configurations are unnecessary.
- Web-based applications are more intuitive, and organized with the familiar schema of a Web page (buttons, hyperlinks, etc.).
- **Do not use MS Internet Explorer (IE) as it is no longer a supported platform. Use either MS Chrome, or MS Edge.**

### **Sign In-Steps to Follow**

There are certain steps ministry staff should follow to access ESF which are dependent on whether the sign in occurs from within MOF or outside of MOF (i.e. at home).

Launch Internet Explorer and type in the Website URL: <https://apps.nrs.gov.bc.ca/ext/esf/>

Alternately;

- Launch Internet Explorer and access the favorites menu and select the appropriate listing; or,
- Launch the application directly from a shortcut on the desktop.

The ESF Homepage will display. ESF automatically recognizes who you are and you are not prompted for any additional information such as a User ID or Password.

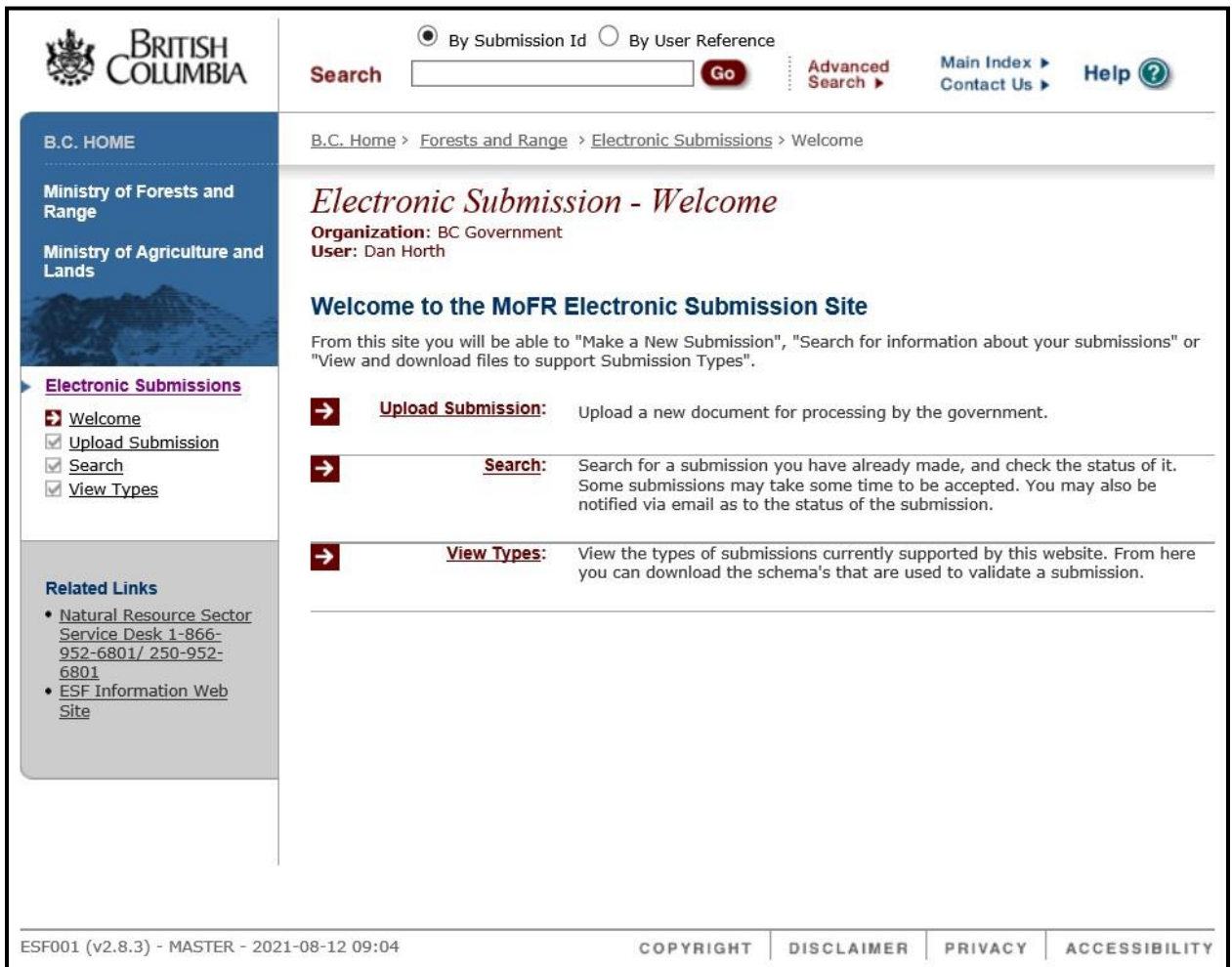
**For ESF help, including logging in issues please contact the NRM Business Service Desk Enquiries WLRs:EX [nrmenquiries@gov.bc.ca](mailto:nrmenquiries@gov.bc.ca)**



## Navigating in ESF

Once you have successfully logged into ESF, you will arrive at the **Welcome** page.

### ESF Welcome Page



The screenshot shows the ESF Welcome Page. At the top left is the British Columbia logo. To the right is a search bar with radio buttons for 'By Submission Id' (selected) and 'By User Reference'. A 'Go' button is next to the search input. Further right are links for 'Advanced Search', 'Main Index', 'Contact Us', and 'Help'. Below the search bar is a breadcrumb trail: 'B.C. Home > Forests and Range > Electronic Submissions > Welcome'. The main heading is 'Electronic Submission - Welcome'. Below this, it shows 'Organization: BC Government' and 'User: Dan Horth'. A section titled 'Welcome to the MoFR Electronic Submission Site' explains the site's purpose. Three main actions are listed with red arrow icons: 'Upload Submission' (upload a new document), 'Search' (search for existing submissions), and 'View Types' (view supported submission types and download schemas). A left sidebar contains 'B.C. HOME', 'Ministry of Forests and Range', 'Ministry of Agriculture and Lands', 'Electronic Submissions' (with sub-links for Welcome, Upload Submission, Search, and View Types), and 'Related Links' (Natural Resource Sector Service Desk and ESF Information Web Site). The footer contains version information 'ESF001 (v2.8.3) - MASTER - 2021-08-12 09:04' and links for 'COPYRIGHT', 'DISCLAIMER', 'PRIVACY', and 'ACCESSIBILITY'.

From the **Welcome** page you can:

- Make a New or Amendment Submission – **Upload Submission.**
- Search for information on your Submissions – **Search.**
- View and download files to support Submission types – **View Types.**
- Access the ESF information Website – **ESF Information Web Site.**
- Contact MOF application support by email – **Feedback.**
- Access the ESF On-line Help Guide – **Help.**

## Understanding the Layout

The ESF Website is composed of two Web page frames. One frame contains a menu of links to the application and related support. The menu frame is visible at all times during your ESF session. The other frame is an application frame that displays the functional components of the application for searching, uploading and viewing file types. The application frame is transitional and will change content as the functions are selected.

The screenshot illustrates the layout of the ESF website, divided into three main frames:

- Menu Frame:** Located on the left side, it contains the British Columbia logo, navigation links (B.C. HOME, Ministry of Forests and Range, Ministry of Agriculture and Lands), a list of Electronic Submissions (Welcome, Upload Submission, Search, View Types), and Related Links (Natural Resource Sector Service Desk, ESF Information Web Site).
- ESF Functions:** Located in the top right, it includes search options (By Submission Id, By User Reference), a search input field, a Go button, and links for Advanced Search, Main Index, Contact Us, and Help.
- Application Frame:** The main content area, displaying the "Electronic Submission - Welcome" page. It shows the user's organization (BC Government) and user (Dan Horth). The page lists three main functions: Upload Submission, Search, and View Types, each with a brief description of its purpose.

Arrows at the bottom of the page point to the Menu Frame, ESF Functions, and Application Frame labels.

## Understanding Common Elements

### ESF Functions





The Upload Submission button will navigate the sub page for uploading a submission to ESF. Please note that all functions can be accessed from the menu frame or the Welcome page in the application frame.

**Upload Submission** - The Upload Submission button will navigate the sub page for uploading a submission to ESF.

**Search** - The Search button will navigate the sub page for searching on previously submitted files.

**View Types** - The View Types button will navigate the sub page that defines the business areas and submission types supported by ESF.

**Fields** - Fields are areas where information may be entered or edited. Some fields are “data entry” and are intended for manual input while others control and validate data input with assistance from drop down lists and formatting tools.

Field Example	Field Description
	This is a target field where you manually key in data.
	This is a dropdown field. Click on the arrow, to the right of the dropdown box to select valid field entries or type the first few characters to auto fill the field.
	This type of field has a calendar icon to the right, when clicked on, the icon will display a calendar that you can select dates from.
	An asterisk beside a field indicates that the information is mandatory.

## Understanding Submission Types

ESF currently supports electronic data submission for six business areas in MOF:

- FTA (Forest Tenure Administration).
- RESULTS (Reporting Silviculture Updates and Land status Tracking System).
- RRS (Resource Roads System).
- WASTE (Waste and Residue).
- FTC (FTA-Forest Tenure Capture: Ministry only).

## Schema Name

Schema Name lists the versions of XML/GML schema currently supported by ESF. XML/GML schemas undergo changes as required by the business area to support both legal and technical aspects of the business application. Business area data custodians monitor the business requirements and technical capabilities of the forest client to determine when to introduce a new schema and when to retire a previous version.

Schema Name	Submission Type	Business Application Supported	Schema Name
Harvest Application Version 10	Harvest Application	FTA	<a href="http://www.for.gov.bc.ca/schema/FTA/10/">http://www.for.gov.bc.ca/schema/FTA/10/</a>
Opening Submission Version 4	Opening Submission	RESULTS	<a href="http://www.for.gov.bc.ca/schema/RESULTS/4/">http://www.for.gov.bc.ca/schema/RESULTS/4/</a>
Resource Roads Submission V 1	Resource Roads	RRS	<a href="http://www.for.gov.bc.ca/schema/RRS/1/">http://www.for.gov.bc.ca/schema/RRS/1/</a>
Waste Version 5	Waste	Waste and Residue	<a href="http://www.for.gov.bc.ca/schema/WASTE/5/">http://www.for.gov.bc.ca/schema/WASTE/5/</a>
FTC Version 2	FTC	FTA	<a href="http://www.for.gov.bc.ca/schema/FTC/2/">http://www.for.gov.bc.ca/schema/FTC/2/</a>

**Schema Download – THIS IS CORRECT BUT MAY DIFFER FOR PEOPLE DEPENDING ON THEIR OPERATING SYSTEM/BROWSER.**

Forest clients use varying methods to create their XML/GML submissions and will require the current XML/GML schema to ensure that their submissions meet the current standard. Each of the current XML/GML schemas listed on the file type is hyperlinked to the source schema. Users can download the current schema through the hyperlink.

To download a current schema:

Select the schema hyperlink using a right mouse click and select “Save Target As”.



## Searching a Submission using ESF

The **Search Submission** page allows you to query for a past submission that was made either by you or your organization.

### *Electronic Submission - Search*

**Organization:** BC Government  
**User:** Dan Horth

#### Search Submissions

Submission Type:	<input type="text"/>	Status:	<input type="text" value="All"/>
Submission Id:	<input type="text"/>	User Reference:	<input type="text"/>
Submitter:	<input type="text" value="All"/>	Submitted By:	<input type="text"/>
From Start Date:	<input type="text"/> 	To End Date:	<input type="text"/> 

## Search Criteria

<p style="text-align: center;"><b>Submission Type</b></p>	<p>The Submission Type defines the type of submission being made to ESF. ESF supports submission file types for FTA, FTC, RESULTS, ABR and WASTE business areas.</p>
<p style="text-align: center;"><b>Submission ID</b></p>	<p>The <b>Submission ID</b> identifies a specific submission ID. ESF assigns a sequential submission ID to every XML/GML file received.</p>
<p style="text-align: center;"><b>Submitter</b></p>	<p>The <b>Submitter</b> defines the category of submitter. Searching is performed based on the initial logon ID which can be an IDIR or BCeID:</p> <ul style="list-style-type: none"> <li>• IDIR <ul style="list-style-type: none"> <li>○ Personal – only submissions submitted by the login ID will be returned.</li> <li>○ Organization – all submissions submitted by users who belong to the IDIR domain will be returned.</li> <li>○ All – all submissions submitted by IDIR and BCeID users will be returned.</li> </ul> </li> <li>• BCeID <ul style="list-style-type: none"> <li>○ Personal – only submissions submitted by the login ID will be returned.</li> <li>○ Organization – only submissions submitted by users who belong to the same organization as the login ID will be returned.</li> </ul> </li> </ul> <p>Note: BCeID users will not be able to use the “Submitted By” field.</p>
<p style="text-align: center;"><b>From Start Date To End Date</b></p>	<p>The <b>From Start</b> and <b>To End</b> date criteria allows the search to be defined by data ranges. Search with From Date, To Date, or Both.</p>

<p style="text-align: center;"><b>Status</b></p>	<p>The Status defines the current state of the submission in the ESF queue.</p> <ul style="list-style-type: none"> <li>• <b>Submitted:</b> the submission broker has received the submission but no tenure business processing has started yet.</li> <li>• <b>In Progress:</b> FTA, RESULTS or RRS has received the submission and is processing. The business processing may be automatic (no user intervention) so this state may never be reached. A submission would go directly to a complete status (Approved or Rejected).</li> <li>• <b>Accepted:</b> The submission has reached the end of the workflow and has been successfully processed.</li> <li>• <b>Rejected:</b> The business processing failed to apply the submission. The user will have to resubmit the submission.</li> </ul>
<p style="text-align: center;"><b>User Reference</b></p>	<p>The <b>User Reference</b> is a value provided to ESF by the user at the time of file submission. The user should enter a meaningful value which can be used by him/her to reference the specific submission.</p>
<p style="text-align: center;"><b>Submitted By</b></p>	<p>The <b>Submitted By</b> criteria defines the BCEID or IDIR username associated with the submission. ESF logs this information when a submission file is uploaded to ESF.</p> <p>Note: If you use the <b>Submitted By</b> criteria for the search, this will override the <b>Submitter</b> criteria.</p>

There are no mandatory ESF search criteria. Note that a search using the page defaults will return the maximum number of submissions. Try to narrow your search with additional criteria to reduce the number of returns. BCEID users are limited to searching submissions from organizations associated with their BCEID.

## How to Search ESF Submissions

The following example uses a combination of criteria to narrow the search results.



- 1) Select the **Submission Type** from the Submission Type drop down field
- 2) Enter a valid **From Start Date**.
- 3) Select the submission **Status** from the Status drop down field.
- 4) Enter a valid BCEID or IDIR User ID in the **Submitted By** field.
- 5) Select **Search** to execute the search.

The following example shows typical search results from the criteria used above.

**Electronic Submission - Search**  
**Organization:** Forests  
**User:** David Philp

**Search Submissions**

Submission Type:  Status:

Submission Id:  User Reference:

Submitter:  Submitted By:

From Start Date:  To End Date:

<b><u><a href="#">Id</a></u></b>	<b>Submission Type</b>	<b>Submitted By</b>	<b>User Reference</b>	<b>Status</b>	<b>Submission Date</b>
<a href="#">147860</a>	Harvest Application	idir\trbirch	CP23.xml	In Progress	2005-12-22 12:52:20
<a href="#">139286</a>	Harvest Application	idir\trbirch	R00568_amendment7.xml	In Progress	2005-12-08 16:39:43
<a href="#">138039</a>	Harvest Application	idir\trbirch	CP1.xml	In Progress	2005-12-07 08:20:30

Record per page:  Page  1/1

## Working with Search Results

The results of an ESF search will return any submission that meets the search criteria. The results include:

- Submission ID (ID);
- Submission Type;
- Submitted By;
- User Reference;
- Status; and,
- Submission Date.

The **Submission ID** in the search results is hyperlinked to details about the individual submission. Selecting one of the hyperlinked Submission IDs will navigate to the Submission Details page for the submission.

## *Electronic Submission - Submission Details*

**Organization:** Forests  
**User:** David Philp

### Submissions Details

<b>Submission ID:</b>	147860
<b>Submission Type:</b>	Harvest Application
<b>Submission Timestamp:</b>	2005-12-22 12:52:20
<b>File Name:</b>	<a href="#">Download Submission</a>
<b>User Reference:</b>	CP23.xml
<b>Status:</b>	In Progress
<b>Submitter:</b>	idir\trbirch

---

Message	Date
Outcome of validation for Submission: 147860	2005-12-22 12:53:12
Cutting Permit Application A48704 CP 23 has been received by MOF and forwarded to the MSRM Registry.	
Cutting Permit Application A48704 CP 23 has been received by the MSRM registry and forwarded to MOF for review.	2005-12-22 12:53:42

The **Submission Details** page summarizes the submission upload details and provides a message area that provides status details that are updated as the submission moves through ESF to the destination business application.

A key feature on the Submission Details page is the **Download Submission** hyperlink. Users can retrieve the XML/GML submission file using this feature. To download the XML/GML file:

- Select the “File Name” Download Submission hyperlink using a mouse left click and the file will automatically be saved to your PC’s “Downloads” directory.
- Alternately, you can right click on the “File Name” Download Submission hyperlink and use the “**Save Target As**” to download the xml to your selected directory on your PC.

ESF does not save XML/GML files. All submitted data that passes schema, spatial and business rule validation is loaded to the Ministry operational databases.

## Uploading a Submission to ESF

The Upload Submission page allows you to submit formatted XML/GML attribute and spatial data submissions to the currently supported business areas.

*Electronic Submission - Upload Submission*  
**Organization:** Forests  
**User:** David Philp

**Upload Submission**

\* Choose Submission Type:   
User Reference:   
\* Browse or Enter Submission File:    
\* Mandatory Fields.

## Upload Criteria

<b>Submission Type</b>	<p>The <b>Submission Type</b> defines the type of submission being made to ESF.</p> <ul style="list-style-type: none"><li>• Harvest Application</li><li>• Resource Road Application</li><li>• FTC</li><li>• Opening Submission</li><li>• WASTE</li></ul>
<b>User Reference</b>	<p><b>User Reference</b> is a user defined notation to identify a submission. Ensure you enter something useful.</p>
<b>Submission File</b>	<p>The path and file name of the <b>Submission File</b> to be uploaded.</p> <p>The <b>Browse</b> button will open a file selection dialog and can be used to locate the submission file on your local system.</p>

**User Reference** is an optional field but it is recommended that a unique identifier with logical business meaning be assigned to each submission. As noted, XML/GML files are **not** saved by ESF. Adding the User Reference will provide additional criteria when searching ESF for submitted files.

## How to Upload ESF Submissions

- 1) Select the **Submission Type** from the Submission Type drop down field.
- 2) Enter a **User Reference** with business meaning.
- 3) Key in the location and file name of the submission file or use the **Browse** button to navigate and select the submission file from your local system.
- 4) Select **Upload Submission** to upload the file to ESF.
- 5) Select **Finalize Submission** to complete the upload.

### Confirm Submission

Uploading a submission will navigate you to the **Confirm Submission** page.

*Electronic Submission - Confirm Submission*  
**Organization:** Forests  
**User:** David Philp

**Submission Summary: Submission Validated**

<b>File Submission Type:</b>	Harvest Application
<b>File Name:</b>	A69729.xml
<b>File Size:</b>	51.0KB
<b>Submission Timestamp:</b>	2006-01-05 16:43:19
<b>User Reference:</b>	FLA69729

---

We have received the following in your submission:

Submission Validated

---

What would you like to do now?

<input type="button" value="Finalize Submission"/>	Finalize the submission for processing by the ministry.
<input type="button" value="Cancel Submission"/>	Cancel the submission process and do not send to the ministry.

The Confirm Submission page provides a submission detail summary and an indicator that the submission passed schema, spatial and business rule validation.

## Complete Submission

Finalizing the submission will navigate you to the **Complete Submission** page. This page provides a submission detail summary and confirmation that the submission was successful.

*Electronic Submission - Complete Submission*

**Organization:** Forests  
**User:** David Philp

**Submission Successfully Queued**

<b>Submission ID:</b>	13312
<b>File Submission Type:</b>	Harvest Application
<b>File Name:</b>	A69729.xml
<b>File Size:</b>	51.0KB
<b>Submission Timestamp:</b>	2006-01-05 16:43:19
<b>User Reference:</b>	FLA69729

The file has been successfully submitted and queued for processing. You may receive courtesy e-mails throughout the approval process.

Please periodically check the status of your submission by visiting the [Search Page](#).

The **Complete Submission** page provides a submission detail summary and a hyperlink to the **Search** page.

Once a submission has been accepted as complete by ESF you can periodically monitor the status of the submission from the **Search** page.

## XML RESERVED CHARACTERS – Do Not Use

Character	Description
<	less than
>	greater than
&	ampersand
'	single quote or apostrophe
"	double quote
/	forward slash
%	percent

Road Name – Non-mandatory.

Do not re-enter Road Permit Section ID. No symbols allowed.

Cutting Permit – Must be a maximum of 3 alphanumeric characters. No symbols or spaces allowed. No 'I' or 'O' allowed.

### If Mark Designate is Assigned

If file type code is A06, then ensure CP length is no greater than 2 digits.

If file type code is A04/A44 then ensure CP length is no greater than 3 digits. If file type code is A30, then ensure CP length is no greater than 1 digit.

### Other Tenure Types

A04, A44 and A06: The CP ID must be 2 alpha characters only. No "I" or "O" allowed.

A20-A24, A28, A29 and A31: Can only have 1 letter. No symbols or spaces allowed. No 'I' or 'O' allowed.

All other file types where the CP is entered can be any 3-character alpha-numeric combination.

Cut Block ID - Must be a maximum of 10 alpha - numeric characters and be unique for a given TIMBER MARK/FOREST FILE ID. No symbols or spaces allowed. No 'I' or 'O' allowed.

## Part 2 - Understanding ESF Error Messages

### ESF Error Messages

ESF will generate error messages for the following validations.

- Schema Validation.
- Spatial Validation.
- Business Rule Validation.

### Schema Validation Errors

An XML/GML submission file must be created following the schema defined for the submission type. Schema validation errors will occur when the XML/GML submission is **not** formed to the schema requirement.

Example of a typical schema validation error message:

*Electronic Submission - Validation Error*

**Organization:** Forests  
**User:** David Philp

**Submission Summary: Validation Failure**

<b>File Submission Type:</b>	FTA
<b>File Name:</b>	A68729.xml
<b>File Size:</b>	52.551KB
<b>Submission Timestamp:</b>	2006-01-06 11:51:32
<b>User Reference:</b>	FLA68729

---

The following errors were received during the validation of your submission:

Element type "fta:fileType" must be followed by either attribute specifications, ">" or "/>".

### Spatial Validation Errors

The spatial data provided in an ESF submission is stored in the GML component of the XML/GML submission. Strict topology rules exist for spatial data submitted to ESF. Spatial validation errors occur when the spatial component violates a topology rule.

Example of a typical spatial validation error message:

***Electronic Submission - Validation Error***  
**Organization:** Forests  
**User:** David Philp

**Submission Summary: Validation Failure**

<b>File Submission Type:</b>	FTA
<b>File Name:</b>	CP199.xml
<b>File Size:</b>	1425.25KB
<b>Submission Timestamp:</b>	2006-01-06 11:34:50
<b>User Reference:</b>	davetest

---

The following errors were received during the validation of your submission:

**Self-intersection (1673036.418999979, 688519.2170139458, NaN)**

## Business Rule Validation Errors

Each business area that utilizes ESF for the electronic submission of business data has defined rules for the structure, content and relationship of the data elements. Business rule validation errors occur when the attribute data content of the submission violates a business rule.

Example of a typical business rule validation error message:

- Forest File ID for the Timber Licence Application is mandatory.

## Deciphering Error Messages

**Please note that the latest post on this site is from 2013.**

MOF has implemented a Web site to cross reference error messages. The content of the site is generated on an as needed basis. Common error messages were cross-referenced and posted when FTA Version 3.2 moved to production (Oct. 2005). If you search the list and cannot find the message you are looking for you can add the error message (as provided by ESF).

Error message cross-reference site:

[http://www.for.gov.bc.ca/pscripts/pab/fordisc/view\\_discussion.asp?TopicID=63](http://www.for.gov.bc.ca/pscripts/pab/fordisc/view_discussion.asp?TopicID=63)



## Additional ESF Error Messages

### *Electronic Submission - Submission Details*

**Organization:** BC Government  
**User:** Dan Horth

#### Submissions Details

<b>Submission ID:</b>	2077370	<a href="#">Back to Search</a>
<b>Submission Type:</b>	Resource Road Application	
<b>Submission Timestamp:</b>	2021-08-11 15:45:26	<a href="#">View Map</a>
<b>File Name:</b>	<a href="#">XML-RP23592.xml</a> 	
<b>User Reference:</b>		
<b>Status:</b>	Rejected	
<b>Submitter:</b>	IDIR\THETTRIC	
<b>Attachments:</b>		

Message	Date
Outcome of validation for Submission: 2077370 Your application for a new Road Permit has failed MOF business rule validations. Please address the following issues and re-submit. Validation error: The following sections of R23592 application are currently being processed in another application and cannot be processed until all existing applications are complete. : Section 01, Section 02, Section 03, Section 04, Section 05, Section 06, Section 07, Section 08, Section 09 <a href="#">More Info</a>	2021-08-11 15:45:33

There is another application with these sections being processed. That application needs to be either approved or rejected before you can submit on them again.

The screenshot displays the British Columbia Electronic Submissions interface. At the top left is the British Columbia logo. The navigation bar includes search options (By Submission Id, By User Reference), a search input field with a 'Go' button, and links for Advanced Search, Main Index, Contact Us, and Help. The breadcrumb trail reads: B.C. Home > Forests and Range > Electronic Submissions > Upload Submission.

The main content area is titled "Electronic Submission - Validation Error". It provides the following details:

- Organization:** BC Government
- User:** Dan Horth
- Submission Summary:** Validation Failure

Submission details are listed below:

<b>File Submission Type:</b>	FTA
<b>File Name:</b>	R08576 Section H.xml
<b>File Size:</b>	19.437KB
<b>Submission Timestamp:</b>	2023-03-13 09:11:01
<b>User Reference:</b>	Dan test

The page states: "The following errors were received during the validation of your submission:"

The submission you are uploading does not appear to be valid. The Harvest Application namespace cannot be located in the submission header.

A "Submit Another" button is located below the error message.


The footer contains the text: ESF005 (v\${cfg\_app\_version}) - MASTER - 2023-03-13 09:11, along with links for COPYRIGHT, DISCLAIMER, PRIVACY, and ACCESSIBILITY.

Error returns when submitting the wrong schema. For example – submitting a Harvest Application to the Resource Roads System or vice versa

## Electronic Submission - Submission Details

**Organization:** BC Government  
**User:** Dan Horth

### Submissions Details

**Submission ID:** 2077301  
**Submission Type:** Resource Road Application  
**Submission Timestamp:** 2021-08-11 09:13:45  
**File Name:** [W0556\\_CP\\_LL\\_BlK\\_3\\_RP\\_Submission.xml](#)   
**User Reference:** W0556\_CP\_LL\_BlK\_3\_RP  
**Status:** Rejected  
**Submitter:** BCEID\NREYNOLDS1  
**Attachments:**

[Back to Search](#)

[View Map](#)

Message	Date
Outcome of validation for Submission: 2077301 Your application for a new Road Permit has failed MOF business rule validations. Please address the following issues and re-submit. Error occurred in XML Validating and Processing Road Application: [0] If a resource road tenure id is supplied for new applications then the resource road tenure must in PA status.; [1] Invalid Management Type/Unit: F,23 <a href="#">More Info</a>	2021-08-11 09:14:33

The application has to be amended if the status of the file is not PA. The management type and unit are invalid values.

## Electronic Submission - Submission Details

**Organization:** BC Government

**User:** Dan Horth

### Submissions Details

**Submission ID:** 2077417  
**Submission Type:** Resource Road Application  
**Submission Timestamp:** 2021-08-12 09:53:24  
**File Name:** [Download Submission](#)   
**User Reference:** R08500\_Submission.xml  
**Status:** Rejected  
**Submitter:** IDIR\MSHUMSKI  
**Attachments:**

[Back to Search](#)

[View Map](#)

Message	Date
Outcome of validation for Submission: 2077417 Your application for a new Forest Service Road has failed MOF business rule validations. Please address the following issues and re-submit. The Forest File ID can only be null for a new Road Permit. <a href="#">More Info</a>	2021-08-12 09:53:32

The road permit field needs to be filled on an amend road permit application.

## Electronic Submission - Submission Details

**Organization:** BC Government

**User:** Dan Horth

### Submissions Details

**Submission ID:** 2077353  
**Submission Type:** Harvest Application  
**Submission Timestamp:** 2021-08-11 14:14:09  
**File Name:** [Download Submission](#)   
**User Reference:** Pretivm\_SUP\_July12\_21.xml  
**Status:** Rejected  
**Submitter:** BCEID\MFREEL1  
**Attachments:**

[Back to Search](#)

[View Map](#)

Message	Date
Outcome of validation for Submission: 2077353 Your application to amend Special Use Permit, Non-Forest S25923 has failed MOF business rule validations. Please address the following issues and re-submit. <a href="#">[483]</a> District DSS does not match the file's administrative org DKM. <a href="#">More Info</a>	2021-08-11 14:14:33

The district code does not match the district code that is associated to the file that is in either RRS or FTA.

## Electronic Submission - Submission Details

**Organization:** BC Government

**User:** Dan Horth

### Submissions Details

**Submission ID:** 2077231  
**Submission Type:** Harvest Application  
**Submission Timestamp:** 2021-08-10 17:22:05  
**File Name:** [TFL44LP\\_CP920\\_2021-07-15.XML](#)   
**User Reference:** TFL44LP CP921 Port Alberni TA  
**Status:** Rejected  
**Submitter:** BCEID\TANDERSONWFP  
**Attachments:**

[Back to Search](#)

[View Map](#)

Message	Date
Outcome of validation for Submission: 2077231 Cutting Permit Application TFL44 CP 920 has failed MOF business rule validations. Please address the following issues and re-submit. <a href="#">[502]</a> This application is currently being processed and cannot be processed until the existing one is complete <a href="#">More Info</a>	2021-08-10 17:22:16

There is another application with this cutting permit being processed. That application needs to be either approved or rejected before you can submit on it again.

## Electronic Submission - Submission Details

**Organization:** BC Government

**User:** Dan Horth

### Submissions Details

**Submission ID:** 2077226  
**Submission Type:** Harvest Application  
**Submission Timestamp:** 2021-08-10 16:15:56  
**File Name:** [Rturnbull\\_Moorelk.xml](#)   
**User Reference:** Paradis, R 0821  
**Status:** Rejected  
**Submitter:** IDIR\MELWILSO  
**Attachments:**

[Back to Search](#)

[View Map](#)

Message	Date
Outcome of validation for Submission: 2077226 Your application for a new Forestry Licence to Cut has failed MOF business rule validations. Please address the following issues and re-submit. <a href="#">[504]</a> Timber Use - The Data Source Code is invalid <a href="#">[499]</a> Timber Use - The Capture Method Code is invalid <a href="#">More Info</a>	2021-08-10 16:16:16

The capture method code and data source code need to be filled in with valid information.

## *Electronic Submission - Submission Details*

**Organization:** BC Government  
**User:** Dan Horth

### Submissions Details

**Submission ID:** 2077221  
**Submission Type:** Harvest Application  
**Submission Timestamp:** 2021-08-10 16:02:45  
**File Name:** [Download Submission](#)   
**User Reference:** FLTC\_LLT1B.xml  
**Status:** Rejected  
**Submitter:** BCEID\RSTORLA1  
**Attachments:**

[Back to Search](#)  
[View Map](#)

Message	Date
Outcome of validation for Submission: 2077221 <a href="#">[2212]</a> You are not a known FTA user. Please talk to your system administrator and resubmit. <a href="#">More Info</a>	2021-08-10 16:03:16

You are not a known RRS user. You don't have the permissions to submit applications to FTA. Contact the NRM Service Desk and request access. - [nrm enquiries@gov.bc.ca](mailto:nrm enquiries@gov.bc.ca)



## Electronic Submission - Submission Details

**Organization:** BC Government

**User:** Dan Horth

### Submissions Details

**Submission ID:** 2077133  
**Submission Type:** Resource Road Application  
**Submission Timestamp:** 2021-08-10 13:39:59  
**File Name:** [9050\\_19.xml](#)   
**User Reference:**  
**Status:** Rejected  
**Submitter:** IDIR\T1BOSCH  
**Attachments:**

[Back to Search](#)

[View Map](#)

Message	Date
Outcome of validation for Submission: 2077133 Your application to amend Forest Service Road 9050 has been accepted by MOFR. <a href="#">More Info</a>	2021-08-10 13:40:59
Your application for Road Permit R12345 has been rejected because it does not connect to another road tenure. Please resubmit R12345 Section 10 so it connects	2021-08-12 11:28:40

The road that was submitted was not connected to another tenured road.

## Electronic Submission - Submission Details

**Organization:** BC Government

**User:** Dan Horth

### Submissions Details

**Submission ID:** 2077130  
**Submission Type:** Resource Road Application  
**Submission Timestamp:** 2021-08-10 13:34:11  
**File Name:** [9050\\_19.xml](#)   
**User Reference:**  
**Status:** Rejected  
**Submitter:** IDIR\T1BOSCH  
**Attachments:**

[Back to Search](#)

[View Map](#)

Message	Date
Outcome of validation for Submission: 2077130 Your application to amend Forest Service Road 9050 has failed MOF business rule validations. Please address the following issues and re-submit. Application Description for the Road Permit Application is mandatory <a href="#">More Info</a>	2021-08-10 13:34:27

The application description needs to be filled in.

Message	Date
<p>Outcome of validation for Submission: 2076766</p> <p>Your application to amend Road Permit R21682 has failed MOF business rule validations. Please address the following issues and re-submit.</p> <p>Validation error: The following sections of R21682 application are currently being processed in another application and cannot be processed until all existing applications are complete. : Section CQ, Section CR</p> <p><a href="#">More Info</a></p>	2021-08-09

There is another application with these sections being processed. That application needs to be either approved or rejected before you can submit on them again.

Message	Date
<p>Outcome of validation for Submission: 2076739</p> <p>Your application to amend Road Permit R13464 has failed MOF business rule validations. Please address the following issues and re-submit.</p> <p>The road section amendment type is mandatory for section amendments: Road Section ID 5110.06</p> <p><a href="#">More Info</a></p>	2021-08-09

The amendment type needs to be filled in.

Message	Date
<p>Outcome of validation for Submission: 2076733</p> <p>Your application to amend Forestry Licence to Cut A97654 has failed MOF business rule validations. Please address the following issues and re-submit.</p> <p><a href="#">[433]</a> Client 00157608 is not the licensee for this file.</p> <p><a href="#">More Info</a></p>	2021-08-09

The client number entered is not the client number associated to the file.

Message	Date
<p>Outcome of validation for Submission: 2076711</p> <p>Your application to amend Road Permit R13464 has failed MOF business rule validations. Please address the following issues and re-submit.</p> <p>Error occurred in XML Validating and Processing Road Application:</p> <p>[0] Invalid Road Section - FATOX.40</p> <p><a href="#">More Info</a></p>	2021-08-09

The specified road section is invalid, double check that the road section you are amending to is already issued in RRS.

Message	Date
<p>Outcome of validation for Submission: 2076664</p> <p>Cutting Permit Application A18154 CP 832 has failed MOF business rule validations. Please address the following issues and re-submit.</p> <p><a href="#">[1212]</a> The Marking Instrument Code for the Harvest with CP Application is mandatory</p> <p><a href="#">[1213]</a> The Marking Method Code for the Harvest with CP Application is mandatory</p> <p><a href="#">More Info</a></p>	2021-08-06



The marking instrument code and marking method code need to be filled in.

Message	Date
Outcome of validation for Submission: 2076661 Your application to amend Cutting Permit K1P CP 055 has failed MOF business rule validations. Please address the following issues and re-submit. <a href="#">[1218] Invalid File/CP</a> <a href="#">More Info</a>	2021-08-06

The specified file/cp is invalid, double check that the file/cp you are amending to is already issued in FTA.

Message	Date
Outcome of validation for Submission: 2076660 Your application to amend Road Permit R02279 has failed MOF business rule validations. Please address the following issues and re-submit. Error occurred in XML Validating and Processing Road Application: [0] ORA-02291- integrity constraint (APP_RRS.RS_RSAMNDCD_FK) violated - parent key not found; [1] Unexpected road_section_geometry_for_amendment : road_section_guid - C8ECCD2A3A6E3EA8E05332B3228E1BAF, map_feature_id - 2011364; ORA-01403- no data found ORA-01403- no data found ORA-06512- at "APP_RRS.FI_ROAD_SECTION_GEOM_AIUD_TR", line 15 ORA-04088- error during execution of trigger 'APP_RRS.FI_ROAD_SECTION_GEOM_AIUD_TR'; [2] Unexpected road_section_geometry_for_amendment : road_section_guid - C8ECCD2A3A6E3EA8E05332B3228E1BAF, map_feature_id - 2011364; ORA-01403- no data found ORA-01403- no data found ORA-06512- at "APP_RRS.FI_ROAD_SECTION_GEOM_AIUD_TR", line 15 ORA-04088- error during execution of trigger 'APP_RRS.FI_ROAD_SECTION_GEOM_AIUD_TR';for section - DN <a href="#">More Info</a>	2021-08-06

Geometry error, try running validation checks on your submission in XML creation application.

Message	Date
Outcome of validation for Submission: 2076831 Your application to amend Road Permit R11900 has failed MOF business rule validations. Please address the following issues and re-submit. Validation error: There was a problem processing your submission. Please contact APPHELP with the following information :Invalid geographic district: DJA <a href="#">More Info</a>	2021-08-09

The district code does not match the district code that is associated to the file that is in either RRS or FTA.

Message	Date
Outcome of validation for Submission: 2115878 Cutting Permit Application A19202 CP 113 has failed MOF business rule validations. Please address the following issues and re-submit. <a href="#">[1217]</a> CP already exists. <a href="#">More Info</a>	2022-01-20 14:17:42

The cutting permit you are trying to add as new already exists. Existing CPs must only be amended.

Message	Date
Outcome of validation for Submission: 2115871 Cutting Permit Application A19202 CP 113 has failed MOF business rule validations. Please address the following issues and re-submit. <a href="#">[522]</a> You are not authorized to submit for the client identified in the submission. <a href="#">More Info</a>	2022-01-20 14:14:41

You don't have the permissions to submit for the client that is in the submission. Contact NRM Service desk for access. - [nrmenquiries@gov.bc.ca](mailto:nrmenquiries@gov.bc.ca)

Message	Date
Outcome of validation for Submission: 2115845 Cutting Permit Application A19229 CP 161 has failed MOF business rule validations. Please address the following issues and re-submit. <a href="#">[2229]</a> Spatial error occurred calculating length or area of geometry for - Harvesting Authority - 161: ORA-20000- GET_FEATURE_AREA - ORA-13349- Polygon boundary crosses itself. [Element <4>] [Ring <2>][Edge <1>][Edge <3>] <a href="#">More Info</a>	2022-01-20 14:01:55

Overlap geometry error, try running validation checks on your submission in XML creation application.

Message	Date
Outcome of validation for Submission: 2115679 Your application for a new Forestry Licence to Cut has failed MOF business rule validations. Please address the following issues and re-submit. <a href="#">[445]</a> Invalid forestry licence to cut code: <a href="#">More Info</a>	2022-01-20 11:53:43

Requires a "Purpose" code – P

Message	Date
Outcome of validation for Submission: 2115673 Your application for a new Forestry Licence to Cut has failed MOF business rule validations. Please address the following issues and re-submit. <a href="#">[204]</a> Block: Cut Block ID 1 - Planned Net Area (43605.2939) must be less than or equal to the area of the geometry supplied for the cut block (43576.2888). <a href="#">More Info</a>	2022-01-20 11:51:41

The planned net area must be less than or equal to the size of the polygon that's in the submission.