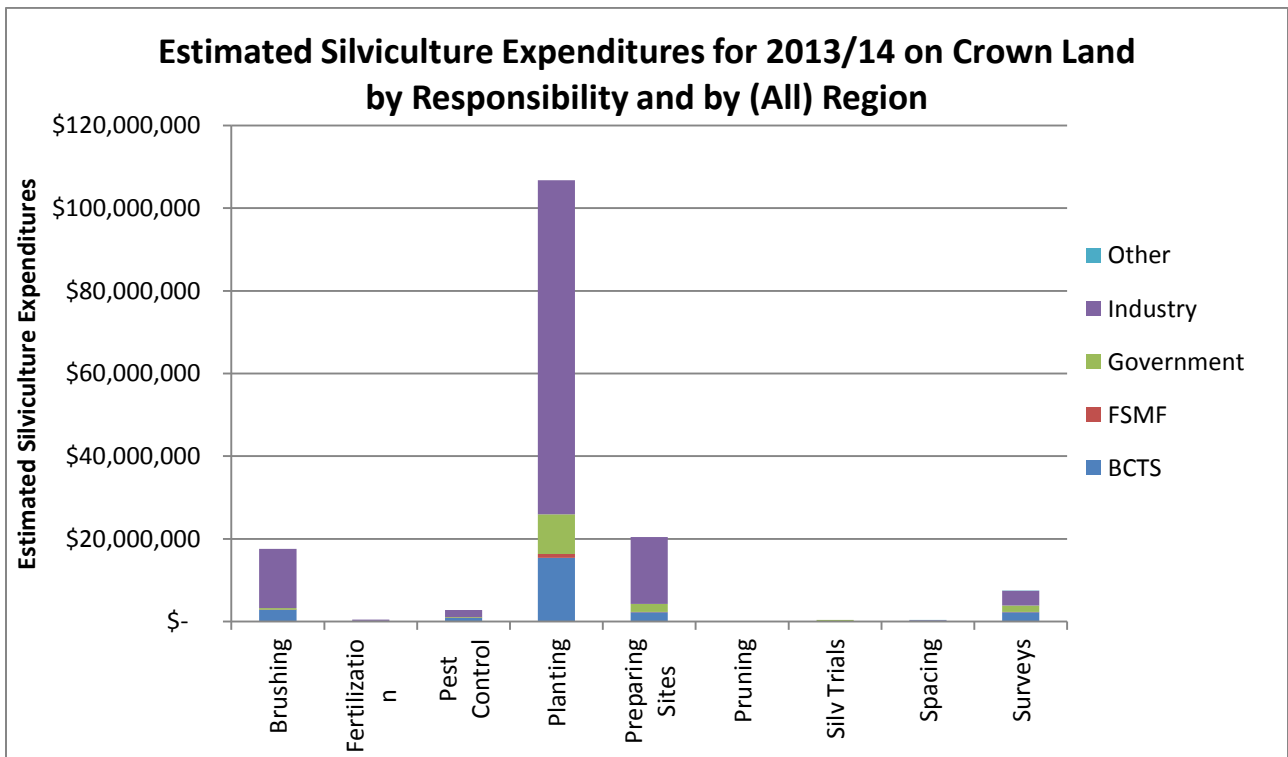
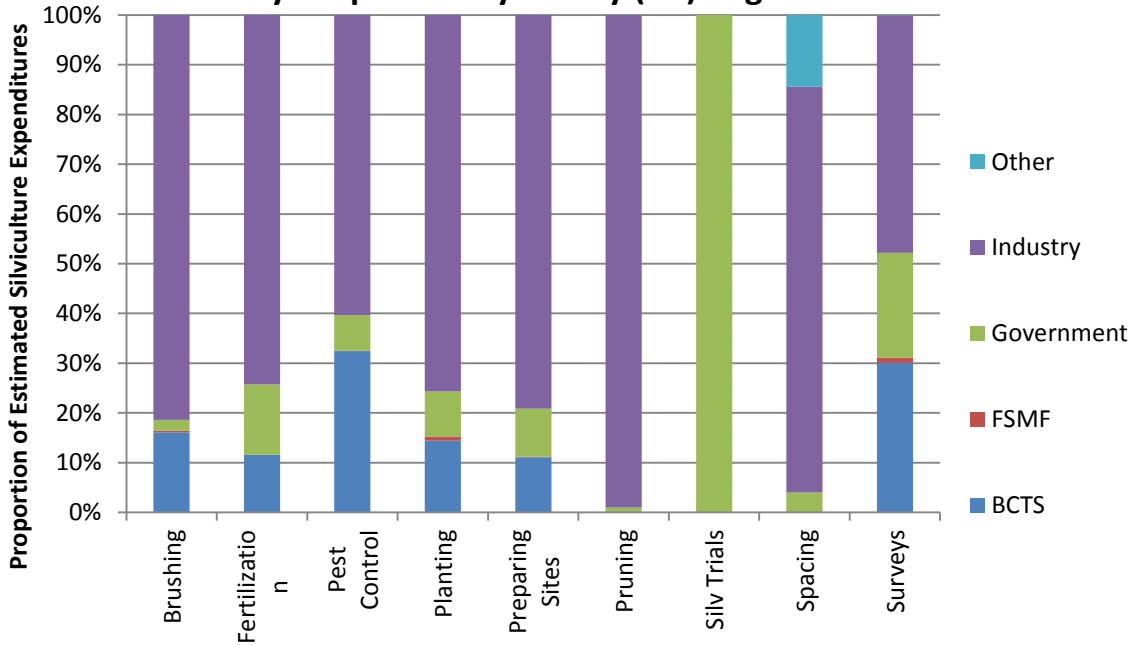


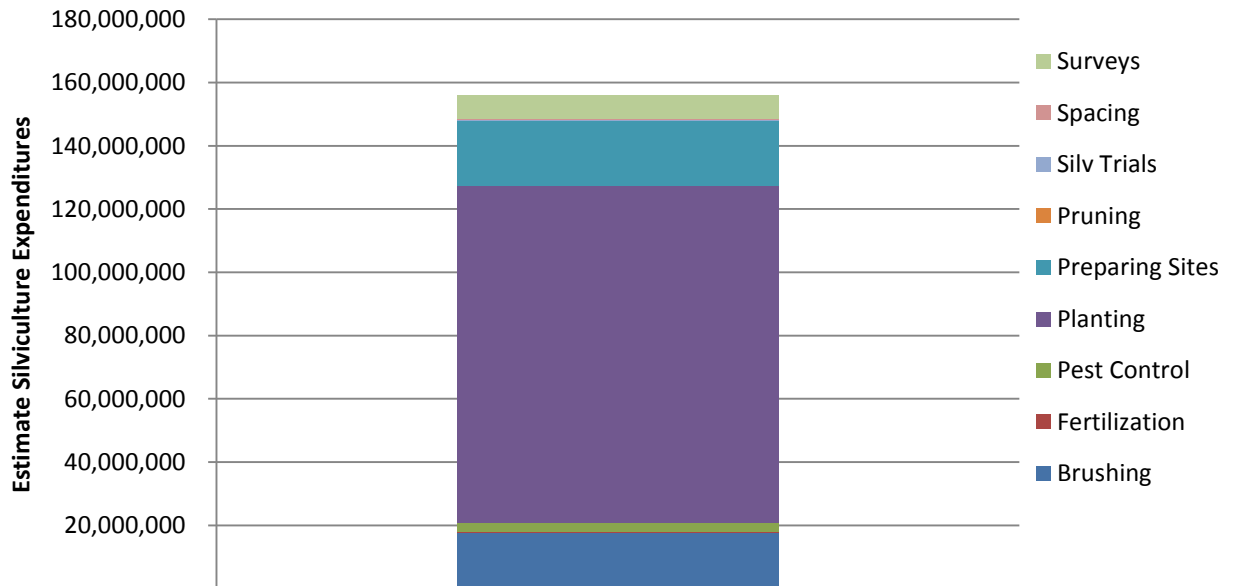
Estimated Silviculture Expenditures for 2013/14 on Crown Land by Responsibility and by (All) Region							
OLD REGION NAME	(All)						
Sum of Estimated Silv Expenditure	Column Labels						
Row Labels	BCTS	FSMF	Government	Industry	Other	Grand Total	
Brushing	\$ 2,821,957	\$ 58,619	\$ 384,904	\$ 14,267,146		\$ 17,532,626	
Fertilization	\$ 53,547		\$ 65,127	\$ 342,742		\$ 461,416	
Pest Control	\$ 900,782	\$ 675	\$ 198,153	\$ 1,675,423		\$ 2,775,033	
Planting	\$ 15,360,667	\$ 939,716	\$ 9,655,558	\$ 80,777,644		\$ 106,733,585	
Preparing Sites	\$ 2,255,874	\$ 20,988	\$ 1,979,885	\$ 16,136,699		\$ 20,393,446	
Pruning			\$ 184	\$ 18,878		\$ 19,062	
Silv Trials			\$ 385,786			\$ 385,786	
Spacing			\$ 15,075	\$ 308,245	\$ 54,533	\$ 377,853	
Surveys	\$ 2,227,636	\$ 76,180	\$ 1,566,095	\$ 3,541,587	\$ 3,688	\$ 7,415,185	
Grand Total	\$ 23,620,463	\$ 1,096,177	\$ 14,250,767	\$ 117,068,364	\$ 58,221	\$ 156,093,992	



Estimated Silviculture Expenditures for 2013/14 on Crown Land by Responsibility and by (All) Region



Estimated Silviculture Expenditures for 2013/14 on Crown Land by (All) Region



Estimated Silviculture Expenditures for 2013/14 on Crown Land by (All) Region

