

## PRICES FOR SELECTED PRODUCTS

PRODUCT	Unit	Current Week	Previous Week	Previous Month's Average	Y-T-D Monthly Average	Annual Average	Annual Average
		15-Mar-19	08-Mar-19	Feb-19	2019	2018	2017
<b>LUMBER</b>							
<b>SPF 2x4</b> RL, KD, #2&Btr, f.o.b. mill	US\$/000 bd ft	\$402	\$402	\$358	\$377	\$496	\$411
<b>Random Lengths Framing Lumber Composite *</b> Source: Random Lengths, f.o.b. mill	US\$/000 bd ft	\$362	\$364	\$367	\$350	\$459	\$413
<b>SPF Stud</b> 2X4, KD, PET, f.o.b. mill	US\$/000 bd ft	\$270	\$270	\$298	\$280	\$363	\$353
<b>SPF 2x10</b> RL, KD, #2&Btr, f.o.b. mill	US\$/000 bd ft	\$386	\$386	\$371	\$377	\$458	\$389
<b>Cedar 2x4</b> RL, Green, Std & Btr, S4S, f.o.b. mill	US\$/000 bd ft	\$1,370	\$1,370	\$1,370	\$1,370	\$1,396	\$1,299
<b>PANELS</b>							
<b>Plywood</b> CSP, 9.5mm, del. Tor/Mtl	CDN\$/000 sq ft	\$460	\$492	\$432	\$519	\$544	\$502
<b>OSB</b> 7/16" del. Ont.	CDN\$/000 sq ft	\$280	\$270	\$379	\$279	\$447	\$462
<b>EXCHANGE RATE</b>	US\$/CDN\$	0.7481	0.7469	0.7697	0.7528	0.7724	0.7709
MONTHLY PRICES	Unit	Previous Month	2 Months Ago	3 Months Ago	Y-T-D Average	Annual Average	Annual Average
		Feb-19	Jan-19	Dec-18	2019	2018	2017
<b>NBSK Pulp</b> del. Northern Europe	US\$/tonne	\$1,140	\$1,200	\$1,200	\$1,170	\$1,184	\$898
<b>Newsprint</b> del. U.S. Eastcoast	US\$/tonne	\$685	\$685	\$685	\$685	\$669	\$557
<b>Hemlock Squares **</b> 4-1/8" Green Squares 13' c&f Japan	US\$/000 bd ft	-	\$1,015	\$1,015	\$1,015	\$965	\$792
<b>Wood Pellets</b> Nordic index, industrial use	Euro/MWh CIF	30.00 €	29.18 €	29.76 €	29.59 €	27.69 €	26.86 €
<b>Softwood Chips</b> Global	US\$/ton	\$191.73	\$195.18	\$198.11	\$193.46	\$179.19	\$154.27

**Sources and Notes:**

**Lumber and Panels:** Madison's Lumber Reporter (<http://www.madisonsreport.com>), except:

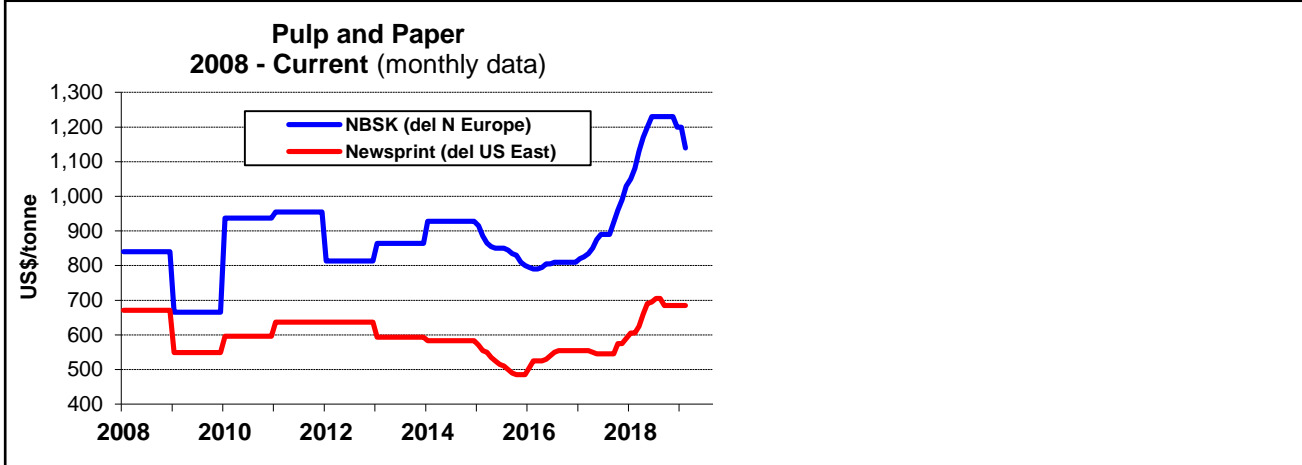
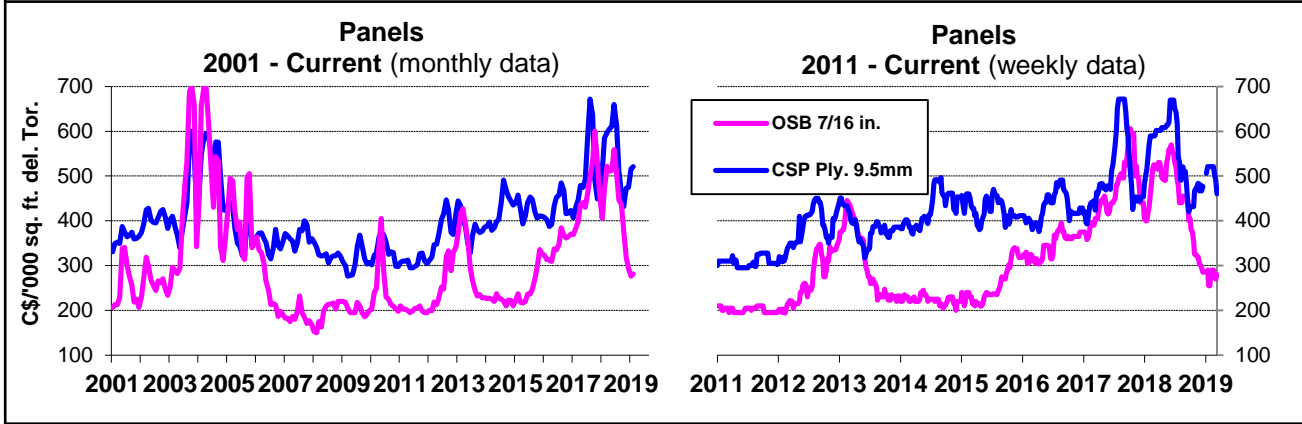
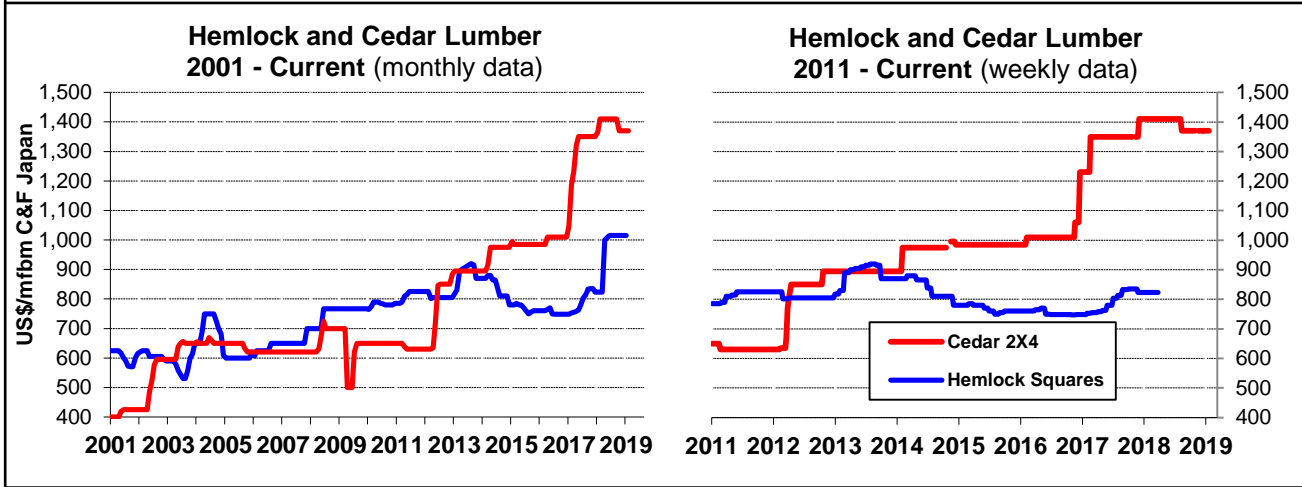
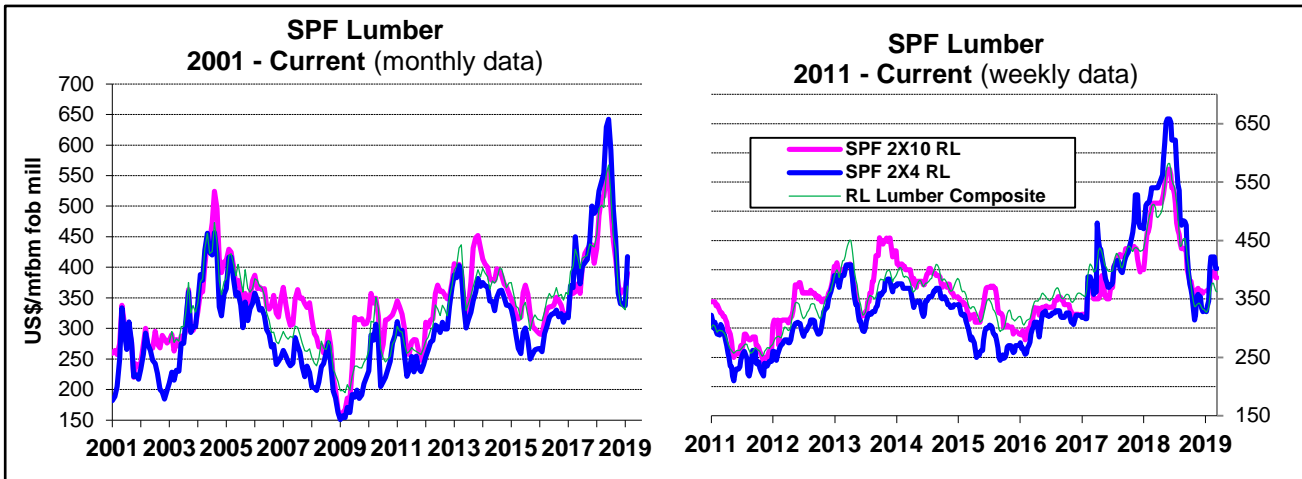
\* Random Lengths Lumber Report (<http://www.randomlengths.com>) Framing Lumber Composite Price, a weighted average of 15 key items used in the US framing lumber market, reflecting major species from three major producing areas (for detailed description see <http://www.randomlengths.com/In-Depth/Monthly-Composite-Prices/>)

\*\* Wood Markets Monthly International Report (<http://www.woodmarkets.com>) monthly average price, since Jan. 2010

**Wood Pellets and Chips:** FOEX Indexes (<http://www.foex.fi/biomass/>). Yearlies estimated from quarterly charts. Pellets include cost of insurance and freight (CIF).

**NBSK Pulp and Newsprint:** Equity Research Associates (<http://era-research.com/>).

**Exchange Rate:** Bank of Canada (<http://www.bankofcanada.ca/rates/exchange/>) Average of U.S. noon rate for all business days in the week.



Sources: Madison's Lumber Reporter, except FOEX Indexes Ltd (Pulp and Paper), Random Lengths Report (Lumber Composite), and Wood Markets Monthly International Report (Hemlock Squares). Pulp & Newsprint are yearly average price for 2008-2014.