BRITISH COLUMBIA FOREST INDUSTRY — SELECTED STATISTICS

Prepared by: Alex Barnes, Economic Services Branch — *for the week ending* *20-Jul-18*

PRICES FOR SELECTED PRODUCTS

PRODUCT	Unit	Current Week 20-Jul-18	Previous Week 13-Jul-18	Previous Month's Average Jun-18	Y-T-D Monthly Average 2018	Annual Average 2017	Annual Average 2016
LUMBER							
SPF 2x4 RL, KD, #2&Btr, f.o.b. mill	US$/000 bd ft	$577	$622	$642	$564	$411	$308
Random Lengths Framing Lumber Composite * Source: Random Lengths, f.o.b. mill	US$/000 bd ft	$515	$532	$567	$511	$413	$345
SPF Stud 2X4, KD, PET, f.o.b. mill	US$/000 bd ft	$440	$445	$445	$388	$353	$259
SPF 2x10 RL, KD, #2&Btr, f.o.b. mill	US$/000 bd ft	$480	$514	$557	$508	$389	$326
Cedar 2x4 RL, Green, Std & Btr, S4S, f.o.b. mill	US$/000 bd ft	$1,410	$1,410	$1,410	$1,403	$1,299	$1,004
PANELS							
Plywood CSP, 9.5mm, del. Tor/Mtl	CDN$/000 sq ft	$615	$643	$660	$594	$502	$428
OSB 7/16" del. Ont.	CDN$/000 sq ft	$490	$520	$559	$497	$462	$344
EXCHANGE RATE	US$/CDN$	0.7585	0.7613	0.7633	0.7840	0.7709	0.7548

MONTHLY PRICES	Unit	Previous Month Jun-18	2 Months Ago May-18	3 Months Ago Apr-18	Y-T-D Average 2018	Annual Average 2017	Annual Average 2016
NBSK Pulp del. Northern Europe	US$/tonne	$1,230	$1,200	$1,170	$1,143	$898	$803
Newsprint del. U.S. Eastcoast	US$/tonne	$695	$690	$660	$647	$557	$540
Hemlock Squares ** 4-1/8" Green Squares 13' c&f Japan	US$/000 bd ft	-	$1,008	$1,000	$895	$792	$754
Wood Pellets Nordic index, industrial use	Euro/MWh CIF	26.82 €	26.47 €	26.98 €	27.05 €	26.86 €	28.06 €
Softwood Chips Global	US$/ton	$184.01	$173.10	$163.00	$166.19	$154.27	$163.27

Sources and Notes:

Lumber and Panels: Madison's Lumber Reporter (http://www.madisonsreport.com), except:

* Random Lengths Lumber Report (http://www.randomlengths.com) Framing Lumber Composite Price, a weighted average of 15 key items used in the US framing lumber market, reflecting major species from three major producing areas (for detailed description see http://www.rlpi.com/In-Depth/Monthly-Composite-Prices/)

** Wood Markets Monthly International Report (http://www.woodmarkets.com) monthly average price, since Jan. 2010

Wood Pellets and Chips: FOEX Indexes (http://www.foex.fi/biomass/). Yearlies estimated from quarterly charts. Pellets include cost of insurance and freight (CIF).

NBSK Pulp and Newsprint: Equity Research Associates (http://era-research.com/).

Exchange Rate: Bank of Canada (http://www.bankofcanada.ca/rates/exchange/) Average of U.S. noon rate for all business days in the week.

Prices are subject to revision.

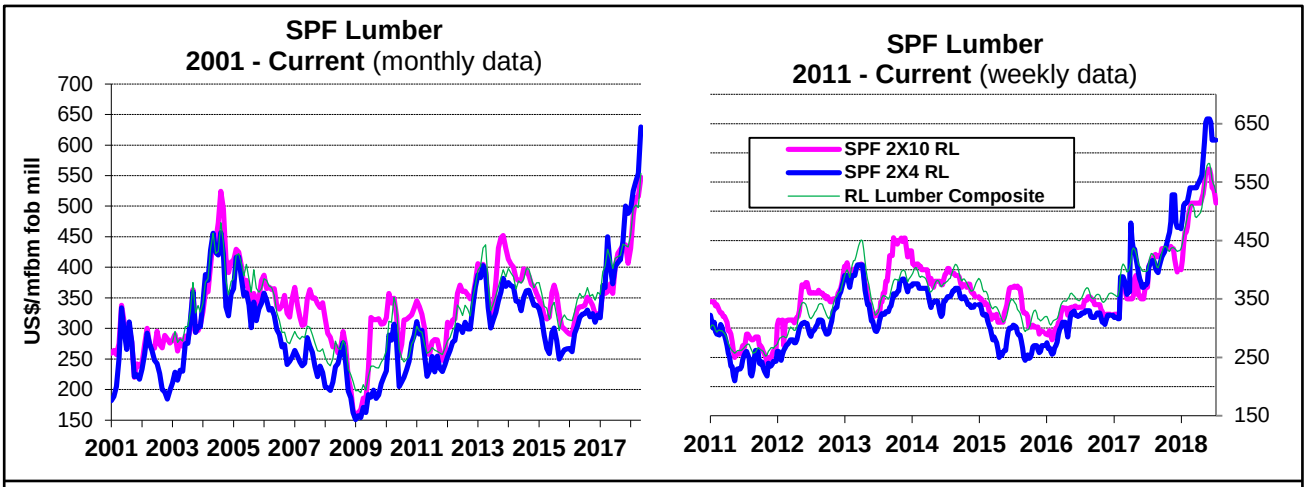

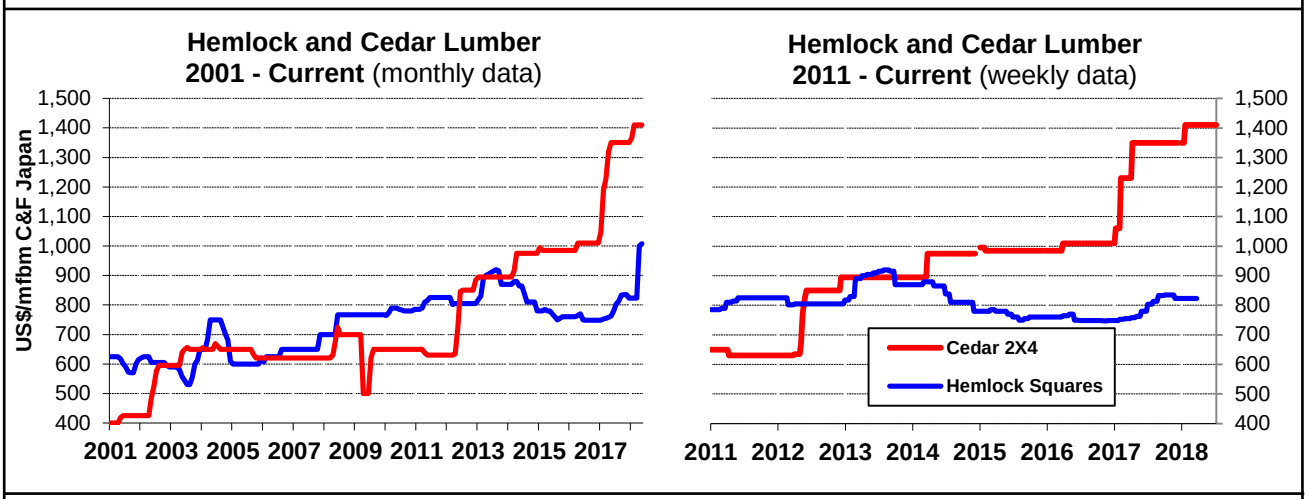

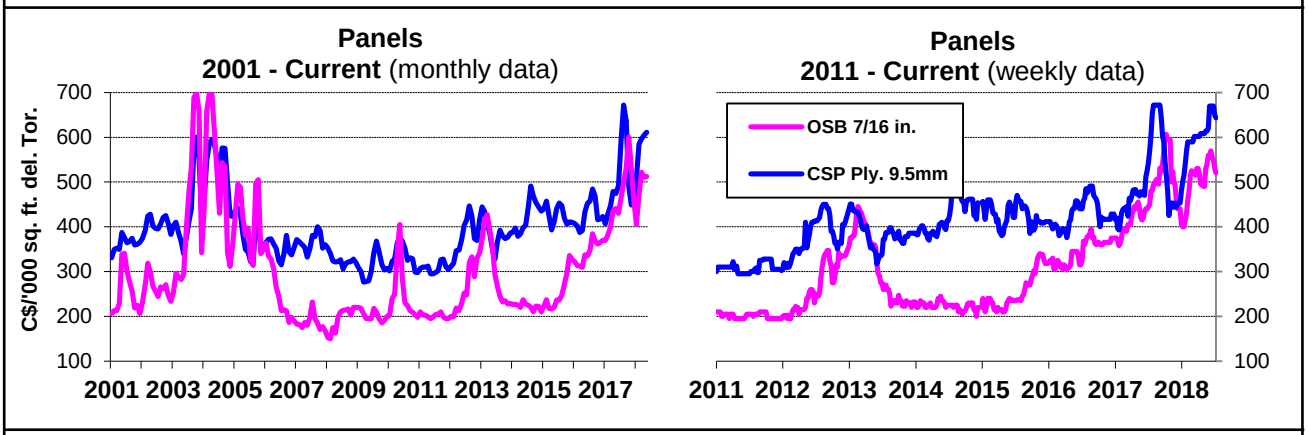

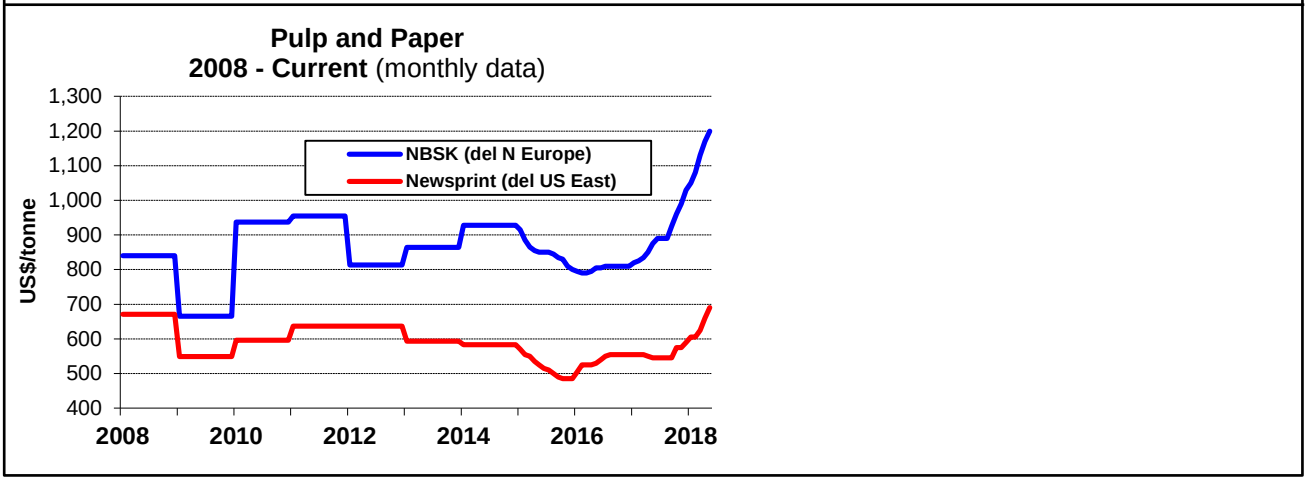

Sources: Madison's Lumber Reporter, except FOEX Indexes Ltd (Pulp and Paper), Random Lengths Report (Lumber Composite), and Wood Markets Monthly International Report (Hemlock Squares). Pulp & Newsprint are yearly average price for 2008-2014.