

## PRICES FOR SELECTED PRODUCTS

PRODUCT	Unit	Current Week	Previous Week	Previous Month's Average	Y-T-D Monthly Average	Annual Average	Annual Average
		06-Apr-18	30-Mar-18	Mar-18	2018	2017	2016
<b>LUMBER</b>							
<b>SPF 2x4</b> RL, KD, #2&Btr, f.o.b. mill	US\$/000 bd ft	\$546	\$540	\$540	\$520	\$411	\$308
<b>Random Lengths Framing Lumber Composite *</b> Source: Random Lengths, f.o.b. mill	US\$/000 bd ft	\$492	\$489	\$502	\$483	\$413	\$345
<b>SPF Stud</b> 2X4, KD, PET, f.o.b. mill	US\$/000 bd ft	\$370	\$365	\$377	\$357	\$353	\$259
<b>SPF 2x10</b> RL, KD, #2&Btr, f.o.b. mill	US\$/000 bd ft	\$514	\$514	\$514	\$477	\$389	\$326
<b>Cedar 2x4</b> RL, Green, Std & Btr, S4S, f.o.b. mill	US\$/000 bd ft	\$1,410	\$1,410	\$1,410	\$1,395	\$1,299	\$1,004
<b>PANELS</b>							
<b>Plywood</b> CSP, 9.5mm, del. Tor/Mtl	CDN\$/000 sq ft	\$602	\$602	\$597	\$564	\$502	\$428
<b>OSB</b> 7/16" del. Ont.	CDN\$/000 sq ft	\$530	\$530	\$522	\$466	\$462	\$344
<b>EXCHANGE RATE</b>	US\$/CDN\$	0.7804	0.7760	0.7982	0.8009	0.7709	0.7548
MONTHLY PRICES	Unit	Previous Month	2 Months Ago	3 Months Ago	Y-T-D Average	Annual Average	Annual Average
		Mar-18	Feb-18	Jan-18	2018	2017	2016
<b>NBSK Pulp</b> del. Northern Europe	US\$/tonne	-	\$1,080	\$1,050	\$1,065	\$898	\$803
<b>Newsprint</b> del. U.S. Eastcoast	US\$/tonne	-	\$605	\$605	\$605	\$557	\$540
<b>Hemlock Squares **</b> 4-1/8" Green Squares 13' c&f Japan	US\$/000 bd ft	-	\$823	\$823	\$823	\$792	\$754
<b>Wood Pellets</b> Nordic index, industrial use	Euro/MWh CIF	-	27.47 €	27.02 €	27.25 €	26.86 €	28.06 €
<b>Softwood Chips</b> Global	US\$/ton	-	\$157.08	\$158.76	\$157.92	\$154.27	\$163.27

**Sources and Notes:**

**Lumber and Panels:** Madison's Lumber Reporter (<http://www.madisonsreport.com>), except:

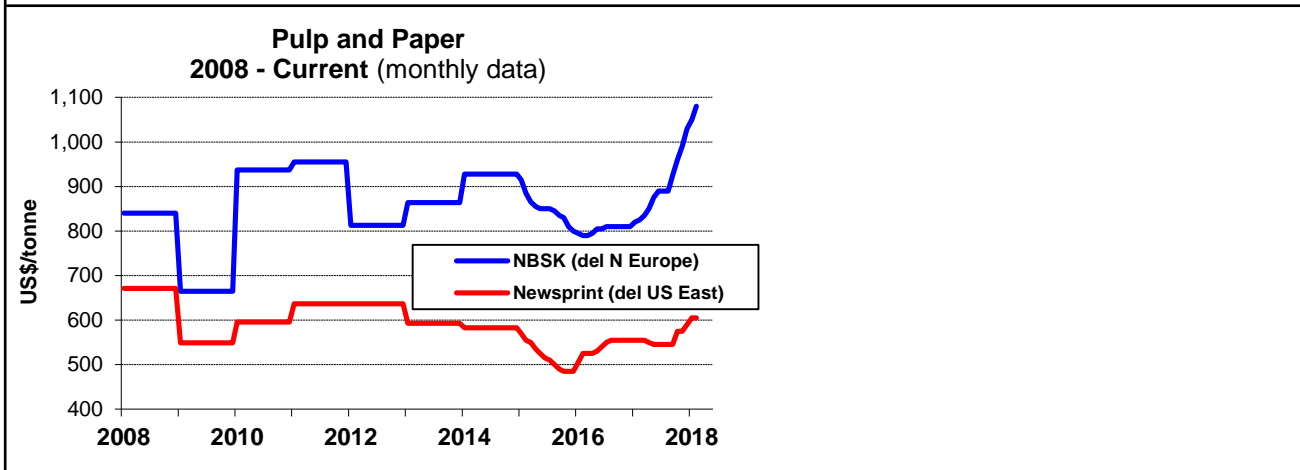
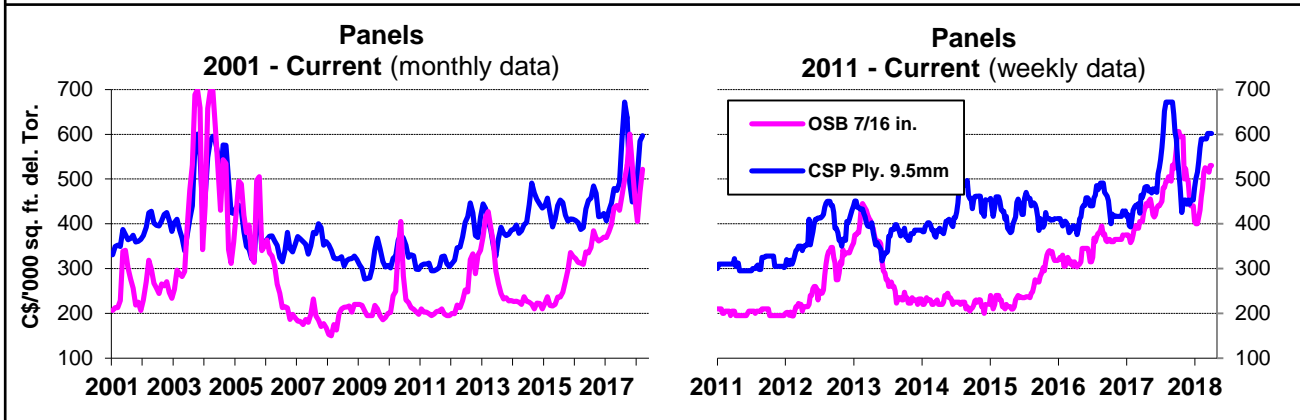
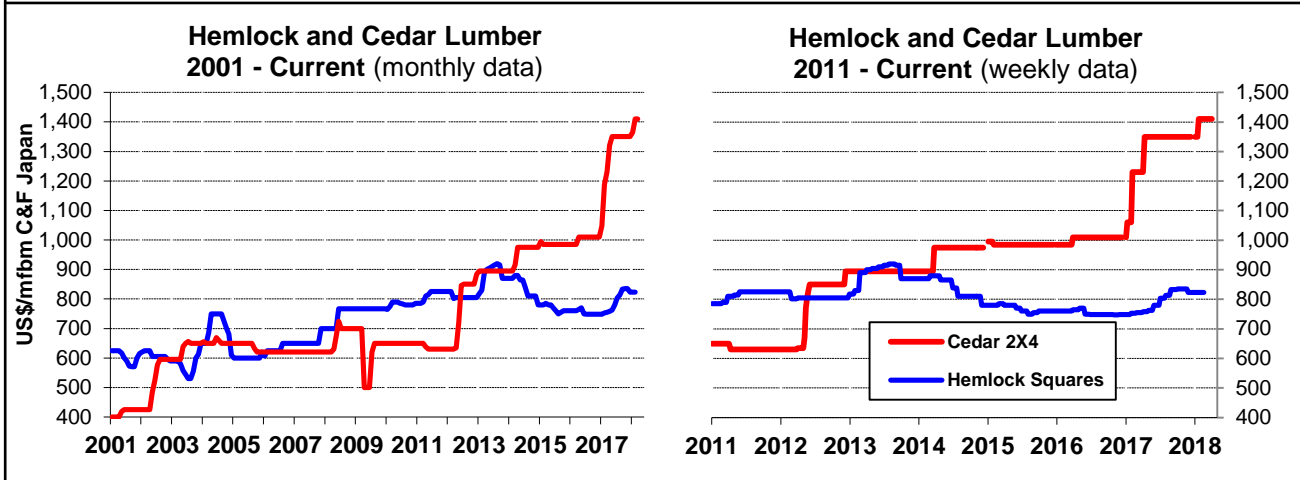
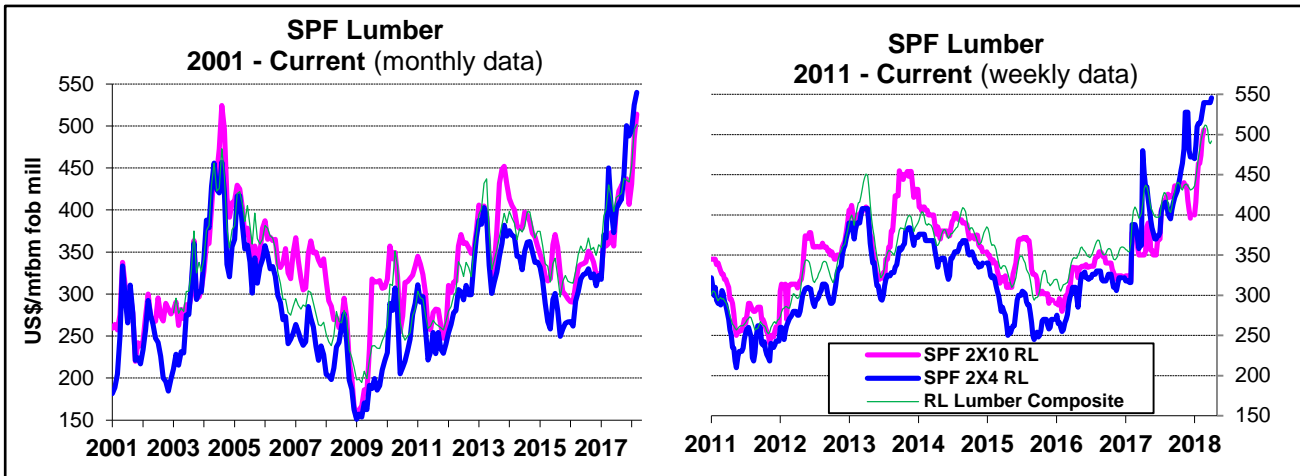
\* Random Lengths Lumber Report (<http://www.randomlengths.com>) Framing Lumber Composite Price, a weighted average of 15 key items used in the US framing lumber market, reflecting major species from three major producing areas (for detailed description see <http://www.rlpi.com/In-Depth/Monthly-Composite-Prices/>)

\*\* Wood Markets Monthly International Report (<http://www.woodmarkets.com>) monthly average price, since Jan. 2010

**Wood Pellets and Chips:** FOEX Indexes (<http://www.foex.fi/biomass/>). Yearlies estimated from quarterly charts. Pellets include cost of insurance and freight (CIF).

**NBSK Pulp and Newsprint:** Equity Research Associates (<http://era-research.com/>).

**Exchange Rate:** Bank of Canada (<http://www.bankofcanada.ca/rates/exchange/>) Average of U.S. noon rate for all business days in the week.



Sources: Madison's Lumber Reporter, except FOEX Indexes Ltd (Pulp and Paper), Random Lengths Report (Lumber Composite), and Wood Markets Monthly International Report (Hemlock Squares). Pulp & Newsprint are yearly average price for 2008-2014.