

PRICES FOR SELECTED PRODUCTS

PRODUCT	Unit	Current Week	Previous Week	Previous Month's Average	Y-T-D Monthly Average	Annual Average	Annual Average
		09-Feb-18	02-Feb-18	Jan-18	2018	2017	2016
LUMBER							
SPF 2x4 RL, KD, #2&Btr, f.o.b. mill	US\$/000 bd ft	\$518	\$514	\$495	\$495	\$411	\$308
Random Lengths Framing Lumber Composite * Source: Random Lengths, f.o.b. mill	US\$/000 bd ft	\$492	\$481	\$453	\$453	\$413	\$345
SPF Stud 2X4, KD, PET, f.o.b. mill	US\$/000 bd ft	\$360	\$355	\$338	\$338	\$353	\$259
SPF 2x10 RL, KD, #2&Btr, f.o.b. mill	US\$/000 bd ft	\$474	\$464	\$431	\$431	\$389	\$326
Cedar 2x4 RL, Green, Std & Btr, S4S, f.o.b. mill	US\$/000 bd ft	\$1,410	\$1,410	\$1,365	\$1,365	\$1,299	\$1,004
PANELS							
Plywood CSP, 9.5mm, del. Tor/Mtl	CDN\$/000 sq ft	\$590	\$570	\$509	\$509	\$502	\$428
OSB 7/16" del. Ont.	CDN\$/000 sq ft	\$460	\$430	\$405	\$405	\$462	\$344
EXCHANGE RATE	US\$/CDN\$	0.7968	0.8114	0.8034	0.8034	0.7709	0.7548
MONTHLY PRICES	Unit	Previous Month	2 Months Ago	3 Months Ago	Y-T-D Average	Annual Average	Annual Average
		Jan-18	Dec-17	Nov-17	2018	2017	2016
NBSK Pulp del. Northern Europe	US\$/tonne	\$1,050	\$1,030	\$990	\$1,050	\$898	\$803
Newsprint del. U.S. Eastcoast	US\$/tonne	\$605	\$590	\$575	\$605	\$557	\$540
Hemlock Squares ** 4-1/8" Green Squares 13' c&f Japan	US\$/000 bd ft	-	-	\$833	-	\$789	\$754
Wood Pellets Nordic index, industrial use	Euro/MWh CIF	-	26.91 €	27.03 €	-	26.86 €	28.06 €
Softwood Chips Global	US\$/ton	-	\$154.50	\$157.05	-	\$154.27	\$163.27

Sources and Notes:

Lumber and Panels: Madison's Lumber Reporter (<http://www.madisonsreport.com>), except:

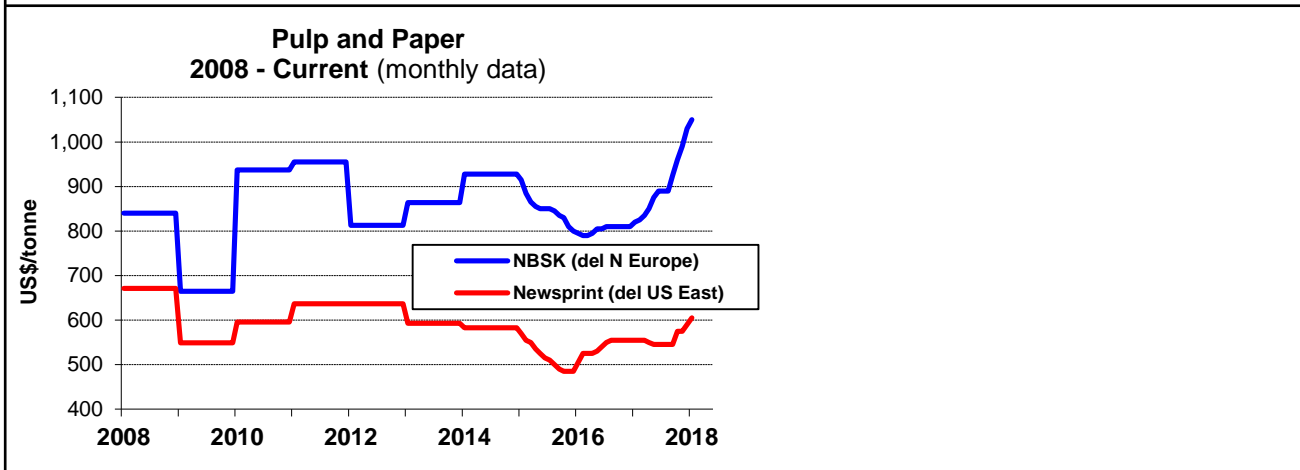
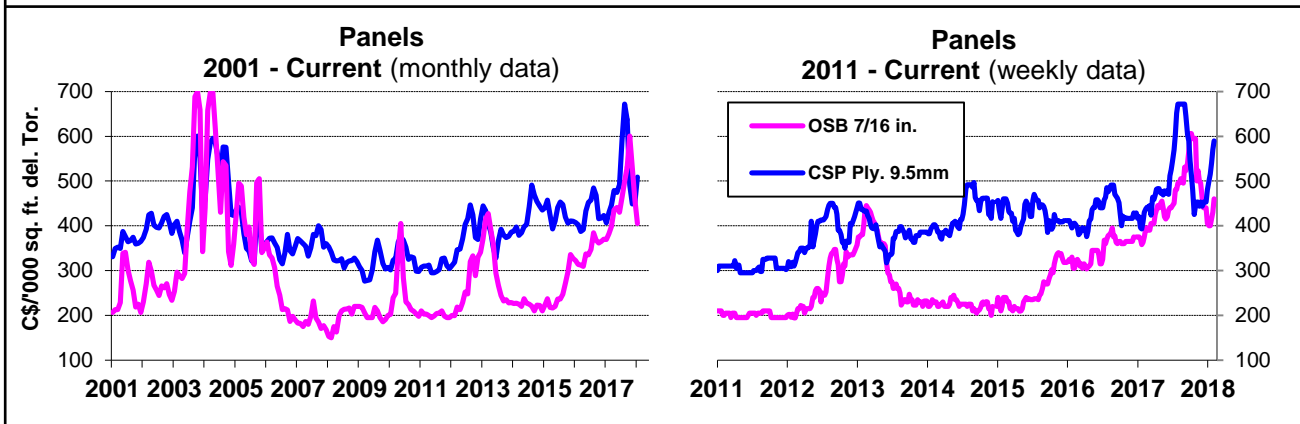
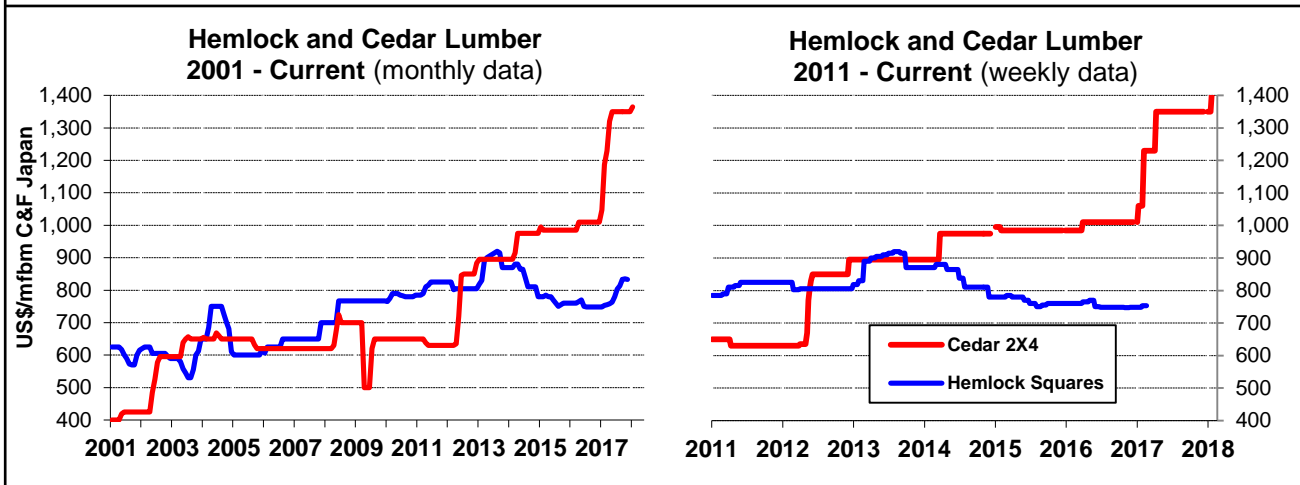
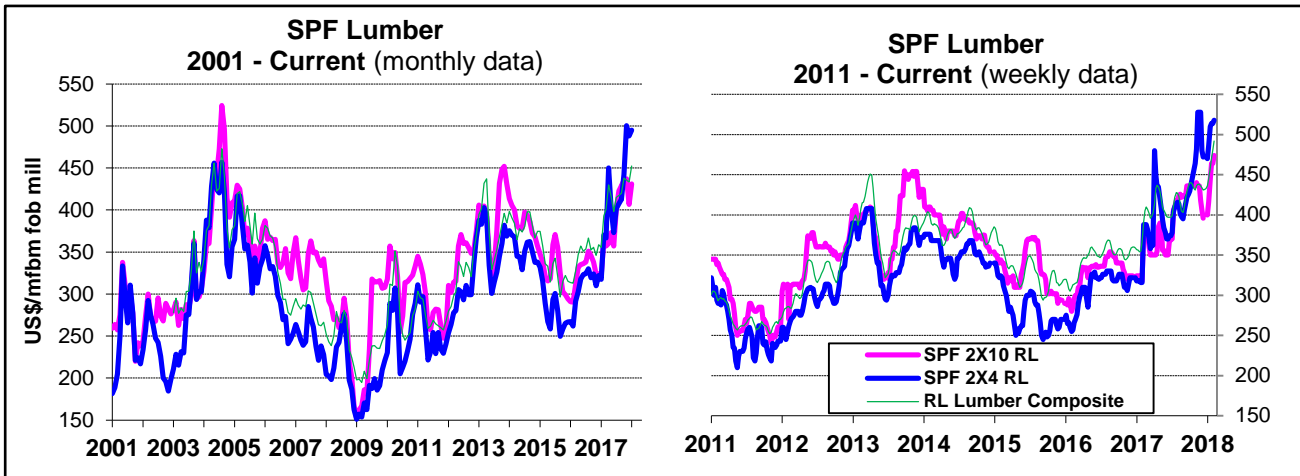
* Random Lengths Lumber Report (<http://www.randomlengths.com>) Framing Lumber Composite Price, a weighted average of 15 key items used in the US framing lumber market, reflecting major species from three major producing areas (for detailed description see <http://www.rlpi.com/In-Depth/Monthly-Composite-Prices/>)

** Wood Markets Monthly International Report (<http://www.woodmarkets.com>) monthly average price, since Jan. 2010

Wood Pellets and Chips: FOEX Indexes (<http://www.foex.fi/biomass/>). Yearlies estimated from quarterly charts. Pellets include cost of insurance and freight (CIF).

NBSK Pulp and Newsprint: Equity Research Associates (<http://era-research.com/>).

Exchange Rate: Bank of Canada (<http://www.bankofcanada.ca/rates/exchange/>) Average of U.S. noon rate for all business days in the week.



Sources: Madison's Lumber Reporter, except FOEX Indexes Ltd (Pulp and Paper), Random Lengths Report (Lumber Composite), and Wood Markets Monthly International Report (Hemlock Squares). Pulp & Newsprint are yearly average price for 2008-2014.