

PRICES FOR SELECTED PRODUCTS

| PRODUCT | Unit | Current Week | Previous Week | Previous Month's Average | Y-T-D Average | Annual Average | Annual Average |
|---|-----------------|----------------|---------------|--------------------------|---------------|----------------|----------------|
| | | 10-Mar-17 | 03-Mar-17 | Feb | 2017 | 2016 | 2015 |
| LUMBER | | | | | | | |
| SPF 2x4 RL, KD, #2&Btr, f.o.b. mill | US\$/000 bd ft | \$370 | \$382 | \$370 | \$344 | \$308 | \$281 |
| Random Lengths Framing Lumber Composite * Source: Random Lengths, f.o.b. mill | US\$/000 bd ft | \$402 | \$407 | \$393 | \$374 | \$345 | \$330 |
| SPF Stud 2X4, KD, PET, f.o.b. mill | US\$/000 bd ft | \$340 | \$352 | \$330 | \$309 | \$259 | \$271 |
| SPF 2x10 RL, KD, #2&Btr, f.o.b. mill | US\$/000 bd ft | \$360 | \$376 | \$363 | \$343 | \$326 | \$329 |
| Cedar 2x4 RL, Green, Std & Btr, S4S, f.o.b. mill | US\$/000 bd ft | \$1,230 | \$1,230 | \$1,188 | \$1,118 | \$1,004 | \$986 |
| PANELS | | | | | | | |
| Plywood CSP, 9.5mm, del. Tor/Mtl | CDN\$/000 sq ft | \$445 | \$442 | \$430 | \$418 | \$428 | \$426 |
| OSB 7/16" del. Ont. | CDN\$/000 sq ft | \$390 | \$390 | \$382 | \$376 | \$344 | \$255 |
| EXCHANGE RATE | US\$/CDN\$ | 0.7432 | 0.7519 | 0.7634 | 0.7602 | 0.7548 | 0.7837 |
| MONTHLY PRICES | | | | | | | |
| PRODUCT | Unit | Previous Month | 2 Months Ago | 3 Months Ago | Y-T-D Average | Annual Average | Annual Average |
| | | Feb 2017 | Jan | Dec 2016 | 2017 | 2016 | 2015 |
| NBSK Pulp del. Northern Europe | US\$/tonne | \$825 | \$820 | \$810 | \$823 | \$803 | \$849 |
| Newsprint del. U.S. Eastcoast | US\$/tonne | \$555 | \$555 | \$555 | \$555 | \$540 | \$517 |
| Hemlock Squares ** 4-1/8" Green Squares 13' c&f Japan | US\$/000 bd ft | - | \$748 | \$748 | \$748 | \$754 | \$768 |
| Wood Pellets Nordic index, industrial use | Euro/MWh CIF | - | 27.72 € | 27.31 € | 27.72 € | 28.06 € | 29.43 € |
| Softwood Chips Global | US\$/ton | - | \$159.58 | \$157.13 | \$159.58 | \$163.27 | \$169.56 |

Sources and Notes:

Lumber and Panels: Madison's Lumber Reporter (<http://www.madisonsreport.com>), except:

* Random Lengths Lumber Report (<http://www.randomlengths.com>) Framing Lumber Composite Price, a weighted average of 15 key items used in the US framing lumber market, reflecting major species from three major producing areas (for detailed description see <http://www.rpi.com/In-Depth/Monthly-Composite-Prices/>)

** Wood Markets Monthly International Report (<http://www.woodmarkets.com>) monthly average price, since Jan. 2010

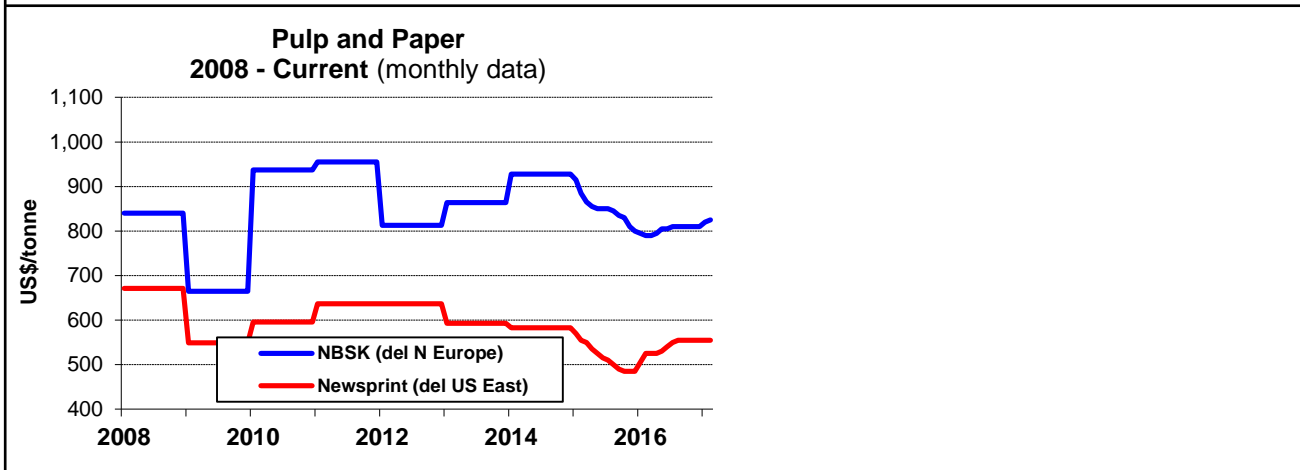
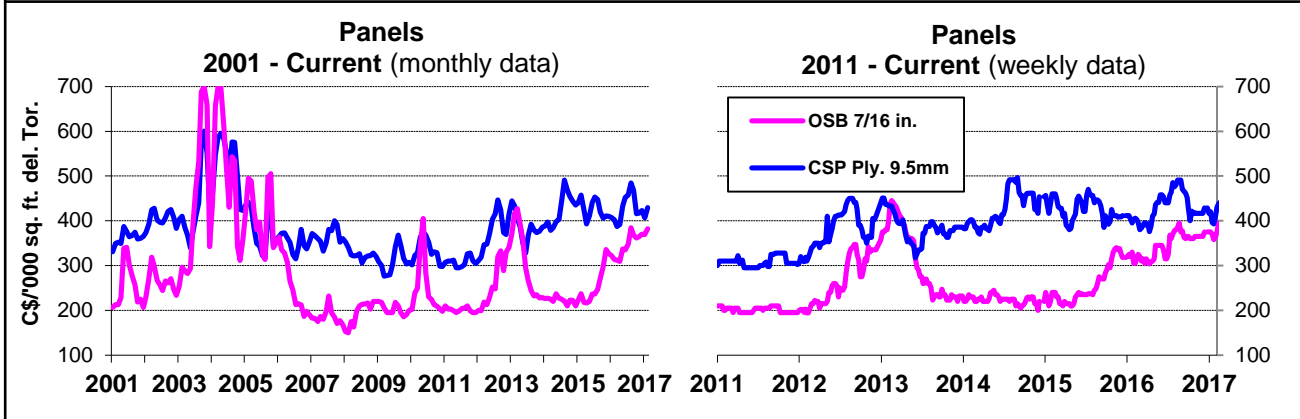
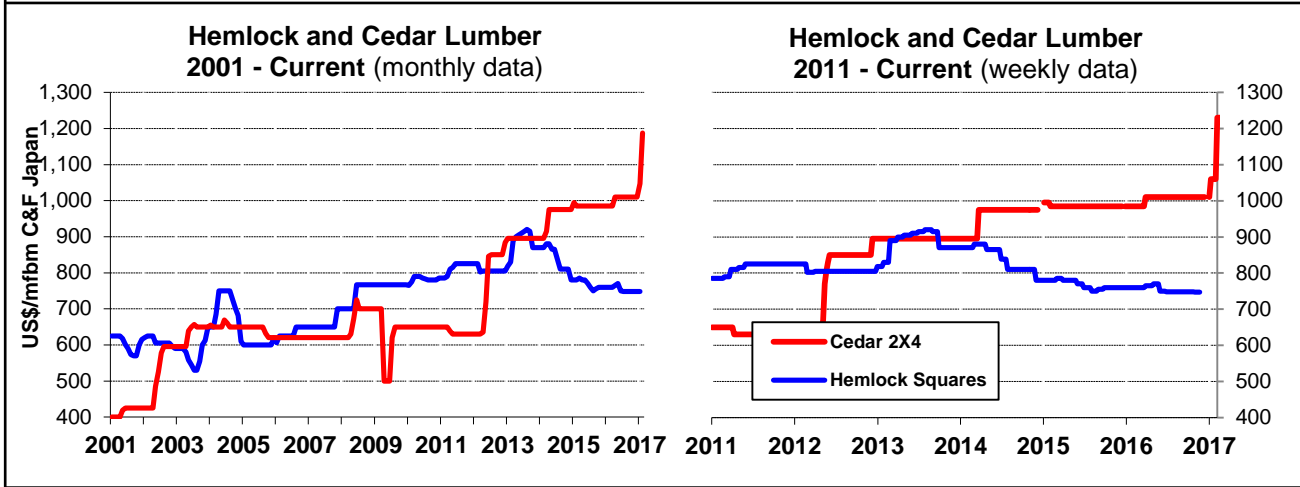
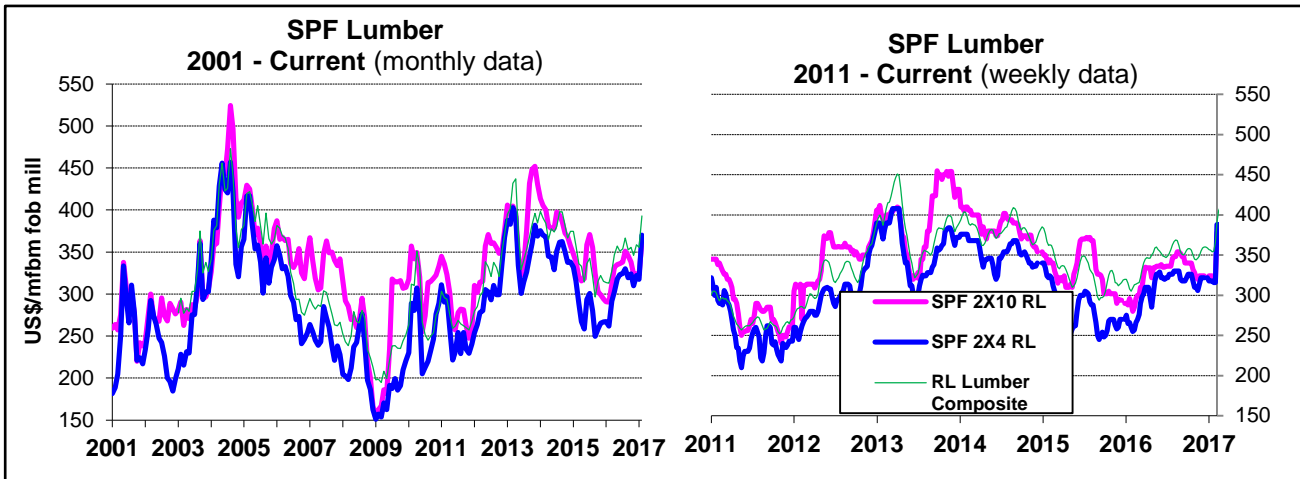
Wood Pellets and Chips: FOEX Indexes (<http://www.foex.fi/biomass/>). Yearlies estimated from quarterly charts. Pellets include cost of insurance and freight (CIF).

NBSK Pulp and Newsprint: Equity Research Associates (<http://era-research.com/>).

Exchange Rate: Bank of Canada (<http://www.bankofcanada.ca/rates/exchange/>) Average of U.S. noon rate for all business days in the week.

B.C. Softwood Lumber Tax Rate: On October 12, 2015, the Canada-U.S. Softwood Lumber Agreement expired. B.C. lumber producers can now ship to the U.S. without paying any tax or duties. Under the terms of the agreement, the U.S. agreed not to launch trade litigation against B.C. for one year.

Prices are subject to revision.



Sources: Madison's Lumber Reporter, except FOEX Indexes Ltd (Pulp and Paper), Random Lengths Report (Lumber Composite), and Wood Markets Monthly International Report (Hemlock Squares). Pulp & Newsprint are yearly average price for 2008-2014.