

**BRITISH COLUMBIA FOREST INDUSTRY**
**SELECTED STATISTICS**

Prepared by: Linda Jakubowski, Softwood Lumber Branch

for the week ending January 20, 2017

**PRICES FOR SELECTED PRODUCTS**

PRODUCT	Unit	Current Week	Previous Week	Previous Month's Average	Y-T-D Average	Annual Average	Annual Average
		20-Jan-17	13-Jan-17	Dec-16	2017	2016	2015
<b>LUMBER</b>							
<b>SPF 2x4</b> RL, KD, #2&Btr, f.o.b. mill	US\$/000 bd ft	\$318	\$318	\$322	\$318	\$308	\$281
<b>Random Lengths Framing Lumber Composite *</b> Source: Random Lengths, f.o.b. mill	US\$/000 bd ft	\$354	\$356	\$359	\$356	\$345	\$330
<b>SPF Stud</b> 2X4, KD, PET, f.o.b. mill	US\$/000 bd ft	\$295	\$285	\$291	\$290	\$259	\$271
<b>SPF 2x10</b> RL, KD, #2&Btr, f.o.b. mill	US\$/000 bd ft	\$324	\$324	\$324	\$324	\$326	\$329
<b>Cedar 2x4</b> RL, Green, Std & Btr, S4S, f.o.b. mill	US\$/000 bd ft	\$1,060	\$1,060	\$1,010	\$1,043	\$1,004	\$986
<b>PANELS</b>							
<b>Plywood</b> CSP, 9.5mm, del. Tor/Mtl	CDN\$/000 sq ft	\$396	\$420	\$423	\$411	\$428	\$426
<b>OSB</b> 7/16" del. Ont.	CDN\$/000 sq ft	\$370	\$375	\$370	\$373	\$344	\$255
<b>EXCHANGE RATE</b>	US\$/CDN\$	0.7568	0.7584	0.7489	0.7559	0.7548	0.7837
MONTHLY PRICES	Unit	Previous Month	2 Months Ago	3 Months Ago	Y-T-D Average	Annual Average	Annual Average
		Dec 2016	Nov	Oct	2017	2016	2015
<b>NBSK Pulp</b> del. Northern Europe	US\$/tonne	\$810	\$810	\$810	-	\$803	\$849
<b>Newsprint</b> del. U.S. Eastcoast	US\$/tonne	\$555	\$555	\$555	-	\$540	\$517
<b>Hemlock Squares **</b> 4-1/8" Green Squares 13' c&f Japan	US\$/000 bd ft	-	\$747	\$748	-	\$755	\$768
<b>Wood Pellets</b> Nordic index, industrial use	Euro/MWh CIF	27.31 €	27.33 €	27.37 €	-	28.06 €	29.43 €
<b>Softwood Chips</b> Global	US\$/ton	\$157.13	\$164.04	\$164.11	-	\$163.27	\$169.56

**Sources and Notes:**
**Lumber and Panels:** Madison's Lumber Reporter (<http://www.madisonsreport.com>), except:

 \* Random Lengths Lumber Report (<http://www.randomlengths.com>) Framing Lumber Composite Price, a weighted average of 15 key items used in the US framing lumber market, reflecting major species from three major producing areas (for detailed description see <http://www.rlpi.com/In-Depth/Monthly-Composite-Prices/>)

 \*\* Wood Markets Monthly International Report (<http://www.woodmarkets.com>) monthly average price, since Jan. 2010

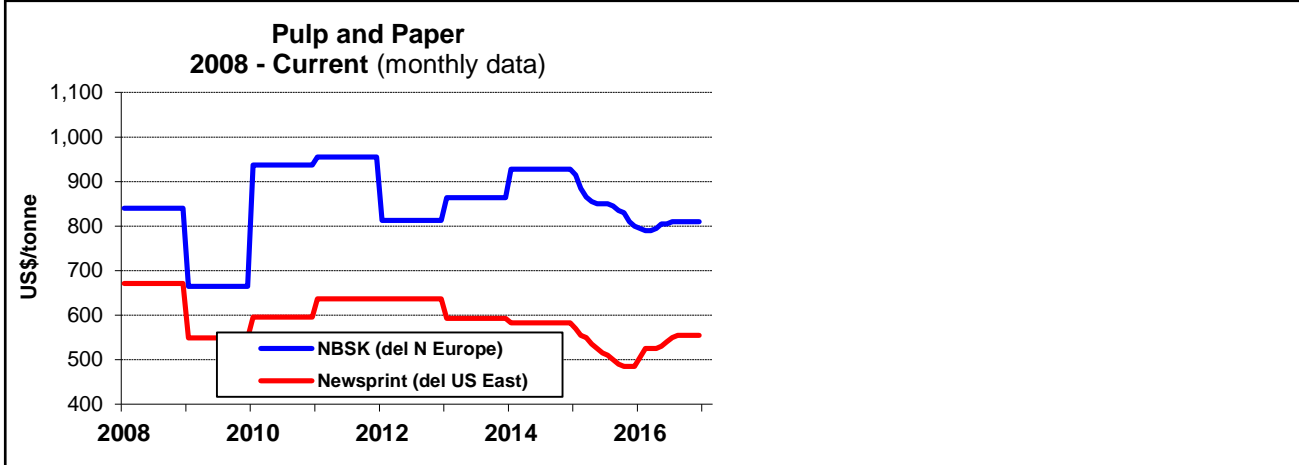
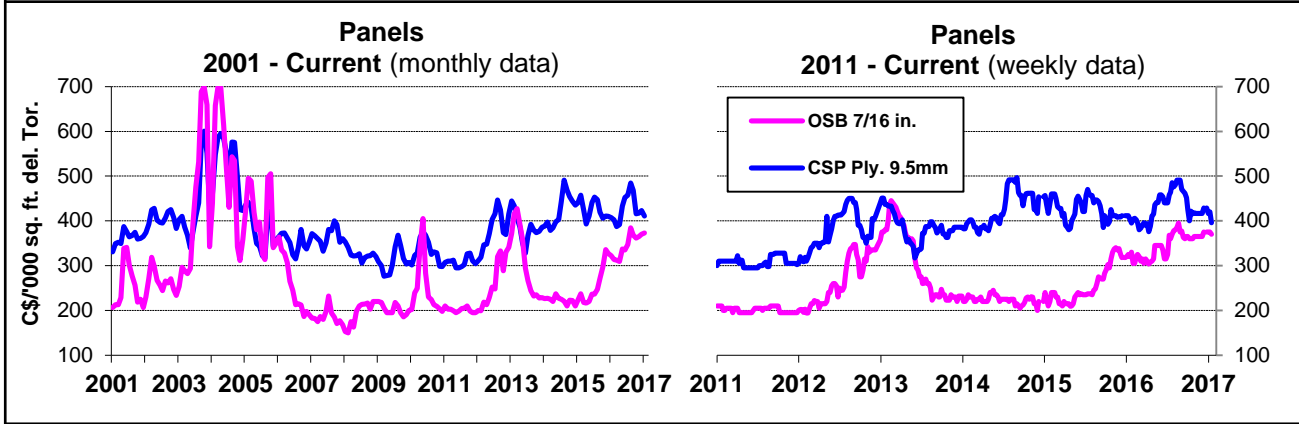
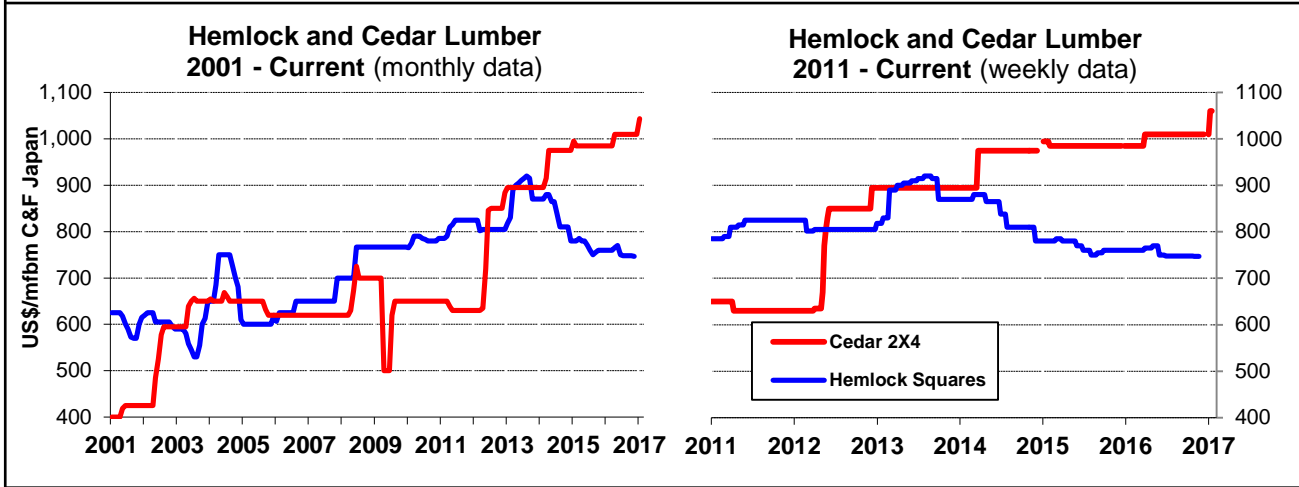
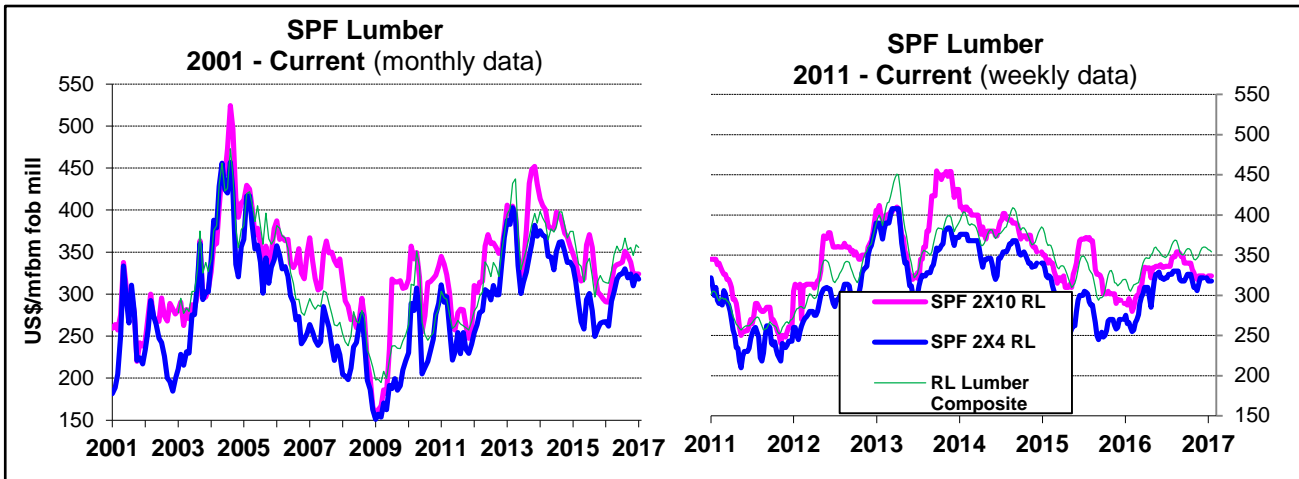
**Wood Pellets and Chips:** FOEX Indexes (<http://www.foex.fi/biomass/>). Yearlies estimated from quarterly charts. Pellets include cost of insurance and freight (CIF).

**NBSK Pulp and Newsprint:** Equity Research Associates (<http://era-research.com/>).

**Exchange Rate:** Bank of Canada (<http://www.bankofcanada.ca/rates/exchange/>) Average of U.S. noon rate for all business days in the week.

**B.C. Softwood Lumber Tax Rate:** On October 12, 2015, the Canada-U.S. Softwood Lumber Agreement expired. B.C. lumber producers can now ship to the U.S. without paying any tax or duties. Under the terms of the agreement, the U.S. agreed not to launch trade litigation against B.C. for one year.

**Prices are subject to revision.**



Sources: Madison's Lumber Reporter, except FOEX Indexes Ltd (Pulp and Paper), Random Lengths Report (Lumber Composite), and Wood Markets Monthly International Report (Hemlock Squares). Pulp & Newsprint are yearly average price for 2008-2014.