

## PRICES FOR SELECTED PRODUCTS

PRODUCT	Unit	Current Week	Previous Week	Previous Month's Average	Y-T-D Average	Annual Average	Annual Average
		18-Sep-15	11-Sep-15	Aug-15	2015	2014	2013
<b>LUMBER</b>							
<b>SPF 2x4</b> RL, KD, #2&Btr, f.o.b. mill	US\$/000 bd ft	\$250	\$245	\$280	\$287	\$353	\$358
<b>Random Lengths Framing Lumber Composite *</b> Source: Random Lengths, f.o.b. mill	US\$/000 bd ft	\$297	\$294	\$321	\$335	\$382	\$383
<b>SPF Stud</b> 2X4, KD, PET, f.o.b. mill	US\$/000 bd ft	\$230	\$225	\$264	\$287	\$342	\$336
<b>SPF 2x10</b> RL, KD, #2&Btr, f.o.b. mill	US\$/000 bd ft	\$325	\$326	\$356	\$339	\$386	\$395
<b>Cedar 2x4</b> RL, Green, Std & Btr, S4S, f.o.b. mill	US\$/000 bd ft	\$985	\$985	\$985	\$986	\$957	\$895
<b>PANELS</b>							
<b>Plywood</b> CSP, 9.5mm, del. Tor/Mtl	CDN\$/000 sq ft	\$416	\$434	\$448	\$433	\$424	\$385
<b>OSB</b> 7/16" del. Ont.	CDN\$/000 sq ft	\$270	\$272	\$247	\$234	\$223	\$308
<b>EXCHANGE RATE</b>	US\$/CDN\$	0.7571	0.7560	0.7608	0.7953	0.9061	0.9717
<b>MONTHLY PRICES</b>	<b>Unit</b>	<b>Previous Month</b>	<b>2 Months Ago</b>	<b>3 Months Ago</b>	<b>Y-T-D Average</b>	<b>Annual Average</b>	<b>Annual Average</b>
		<b>Aug 2015</b>	<b>July</b>	<b>June</b>	<b>2015</b>	<b>2014</b>	<b>2013</b>
<b>NBSK Pulp</b> del. Northern Europe	US\$/tonne	\$845	\$850	\$850	\$864	\$928	\$864
<b>Newsprint</b> del. U.S. Eastcoast	US\$/tonne	\$510	\$510	\$515	\$571	\$581	\$598
<b>Hemlock Squares **</b> 4-1/8" Green Squares 13' c&f Japan	US\$/000 bd ft	\$750	\$760	\$770	\$773	\$841	\$884
<b>Wood Pellets</b> Nordic index, industrial use	Euro/MWh CIF	28.01 €	29.16 €	29.82 €	29.50 €	29.52 €	26.98 €
<b>Softwood Chips</b> Global	US\$/ton	\$173.20	\$167.09	\$164.06	\$169.53	-	-

<b>B.C. Softwood Lumber Tax Rate</b>	<b>Oct 2015</b>	<b>Sept</b>	<b>Aug</b>	<b>July</b>	<b>June</b>	<b>May</b>
	15%	5%	5%	15%	10%	5%

**Sources and Notes:**

**Lumber and Panels:** Madison's Lumber Reporter (<http://www.madisonsreport.com>), except:

\* Random Lengths Lumber Report (<http://www.randomlengths.com>) Framing Lumber Composite Price, a weighted average of 15 key items used in the US framing lumber market, reflecting major species from three major producing areas (for detailed description see <http://www.rlpi.com/In-Depth/Monthly-Composite-Prices/>)

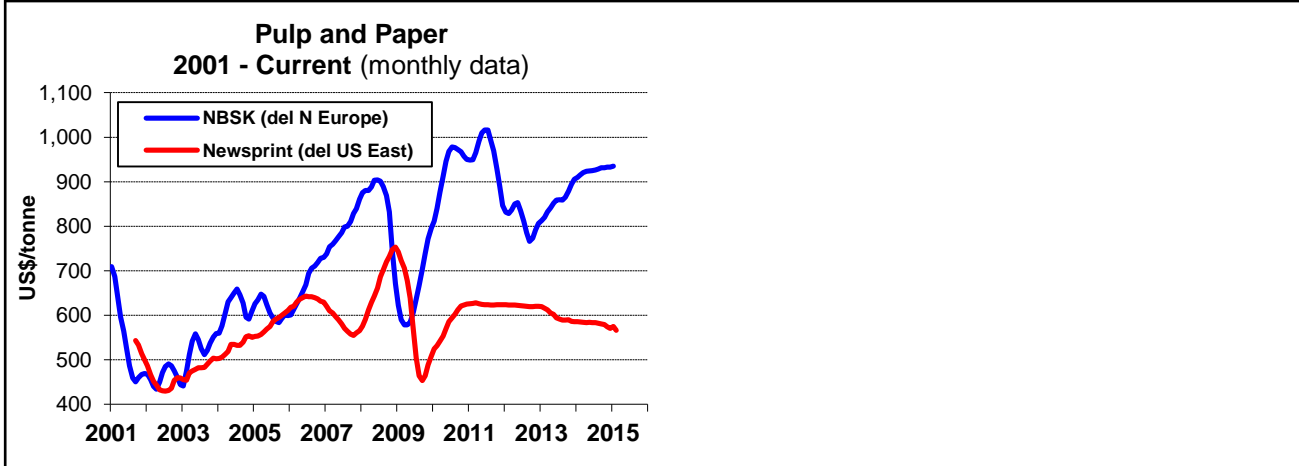
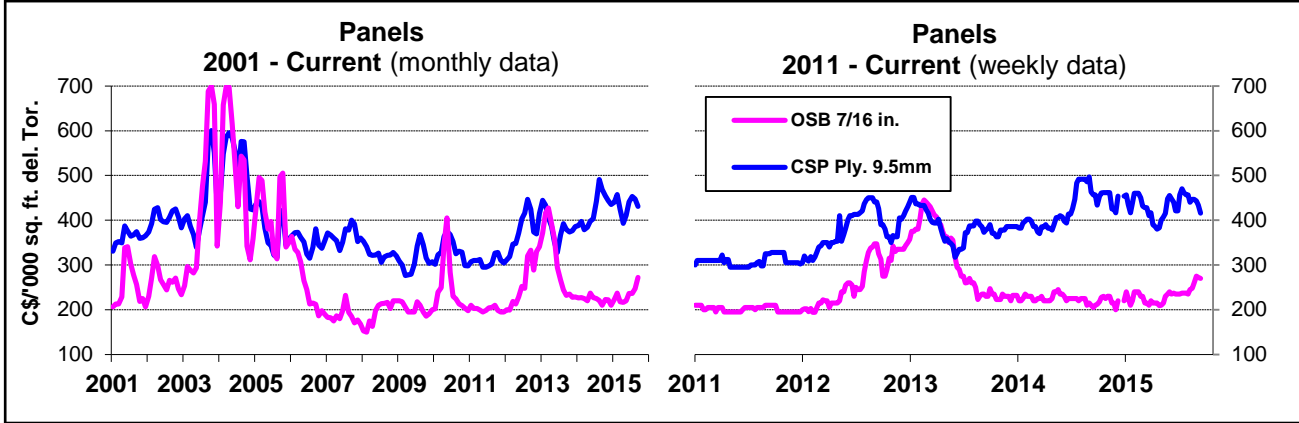
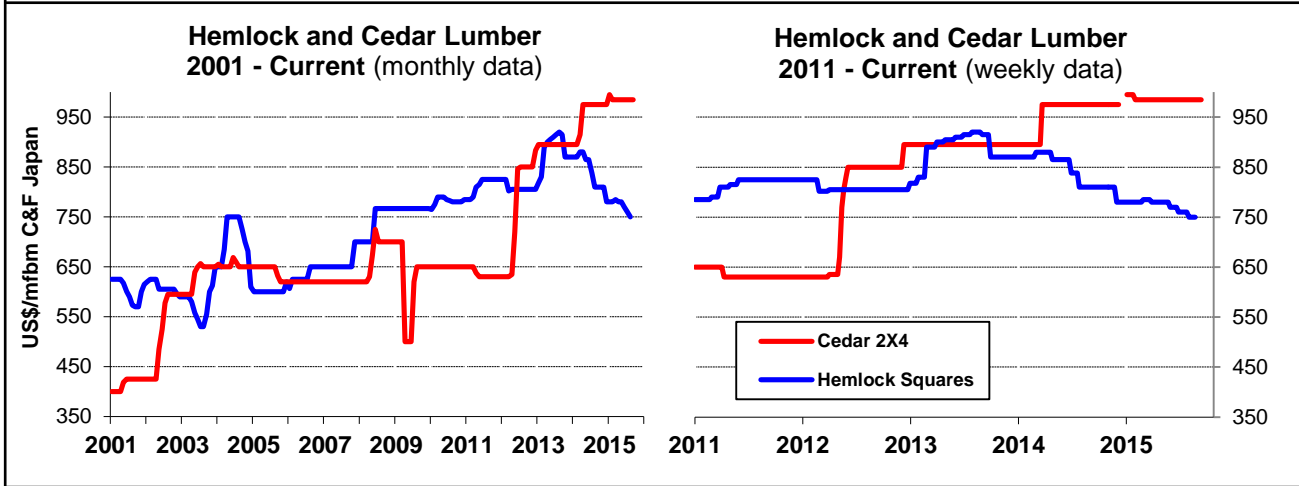
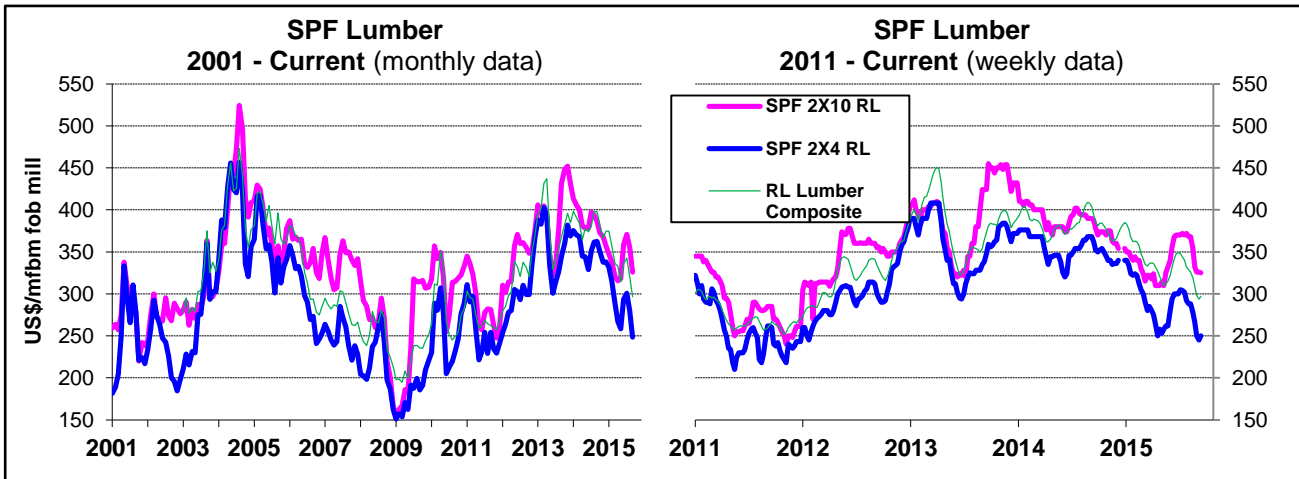
\*\* Wood Markets Monthly International Report (<http://www.woodmarkets.com>) monthly average price, since Jan. 2010

**Wood Pellets and Chips:** FOEX Indexes (<http://www.foex.fi/biomass/>). Yearlies estimated from quarterly charts. Pellets include cost of insurance and freight (CIF).

**NBSK Pulp and Newsprint:** Equity Research Associates (<http://era-research.com/>).

**Exchange Rate:** Bank of Canada (<http://www.bankofcanada.ca/rates/exchange/>) Average of U.S. noon rate for all business days in the week.

**B.C. Softwood Lumber Tax Rate** is based on the average Random Lengths Framing Lumber Composite Price in the 4-week period ending 21 days prior to the month.



Sources: Madison's Lumber Reporter, except FOEX Indexes Ltd (Pulp and Paper), Random Lengths Report (Lumber Composite), and Wood Markets Monthly International Report (Hemlock Squares).