

PRICES FOR SELECTED PRODUCTS

PRODUCT	Unit	Current Week	Previous Week	Previous Month's Average	Y-T-D Average	Annual Average	Annual Average
		26-Jun-15	19-Jun-15	May-15	2015	2014	2013
LUMBER							
SPF 2x4 RL, KD, #2&Btr, f.o.b. mill	US\$/000 bd ft	\$300	\$300	\$259	\$293	\$353	\$358
Random Lengths Framing Lumber Composite * Source: Random Lengths, f.o.b. mill	US\$/000 bd ft	\$348	\$342	\$315	\$342	\$382	\$383
SPF Stud 2X4, KD, PET, f.o.b. mill	US\$/000 bd ft	\$315	\$305	\$247	\$296	\$342	\$336
SPF 2x10 RL, KD, #2&Btr, f.o.b. mill	US\$/000 bd ft	\$370	\$368	\$318	\$333	\$386	\$395
Cedar 2x4 RL, Green, Std & Btr, S4S, f.o.b. mill	US\$/000 bd ft	\$985	\$985	\$985	\$987	\$957	\$895
PANELS							
Plywood CSP, 9.5mm, del. Tor/Mtl	CDN\$/000 sq ft	\$421	\$440	\$411	\$428	\$424	\$385
OSB 7/16" del. Ont.	CDN\$/000 sq ft	\$235	\$237	\$220	\$225	\$223	\$308
EXCHANGE RATE	US\$/CDN\$	0.8099	0.8137	0.8222	0.8100	0.9061	0.9717
MONTHLY PRICES	Unit	Previous Month	2 Months Ago	3 Months Ago	Y-T-D Average	Annual Average	Annual Average
		May 2015	Apr	Mar	2015	2014	2013
NBSK Pulp del. Northern Europe	US\$/tonne	\$850	\$855	\$865	\$874	\$928	\$864
Newsprint del. U.S. Eastcoast	US\$/tonne	\$525	\$535	\$550	\$571	\$581	\$598
Hemlock Squares ** 4-1/8" Green Squares 13' c&f Japan	US\$/000 bd ft	\$780	\$780	\$785	\$781	\$841	\$884
Wood Pellets Nordic index, industrial use	Euro/MWh CIF	28.77 €	29.16 €	30.51 €	29.80 €	29.52 €	26.98 €
Softwood Chips Global	US\$/ton	\$165.86	\$172.33	\$169.31	\$170.37	-	-

B.C. Softwood Lumber Tax Rate	July 2015	June	May	Apr	Mar	Feb
		15%	10%	5%	5%	0%

Sources and Notes:

Lumber and Panels: Madison's Lumber Reporter (<http://www.madisonsreport.com>), except:

* Random Lengths Lumber Report (<http://www.randomlengths.com>) Framing Lumber Composite Price, a weighted average of 15 key items used in the US framing lumber market, reflecting major species from three major producing areas (for detailed description see <http://www.rlpi.com/In-Depth/Monthly-Composite-Prices/>)

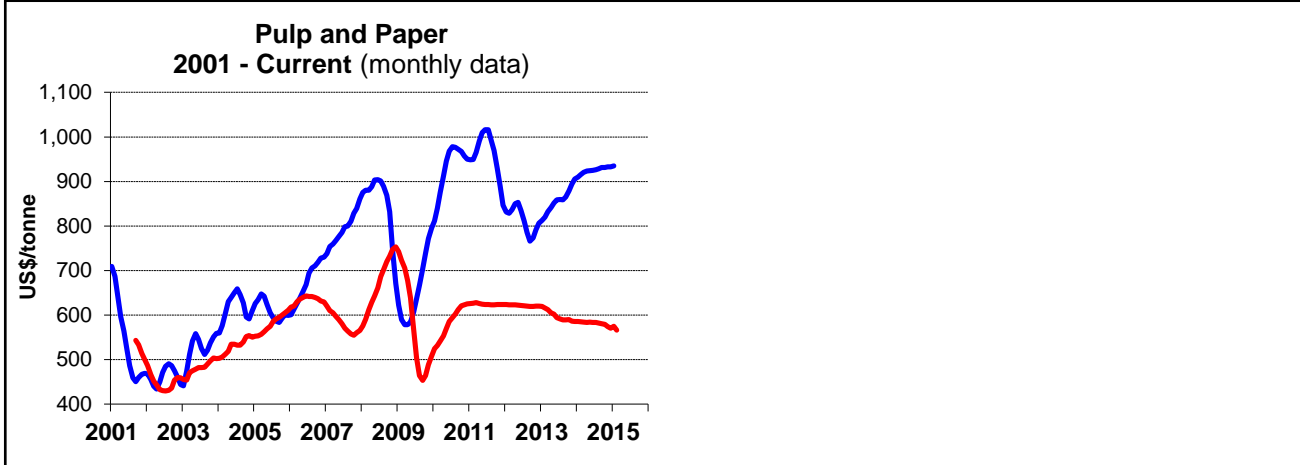
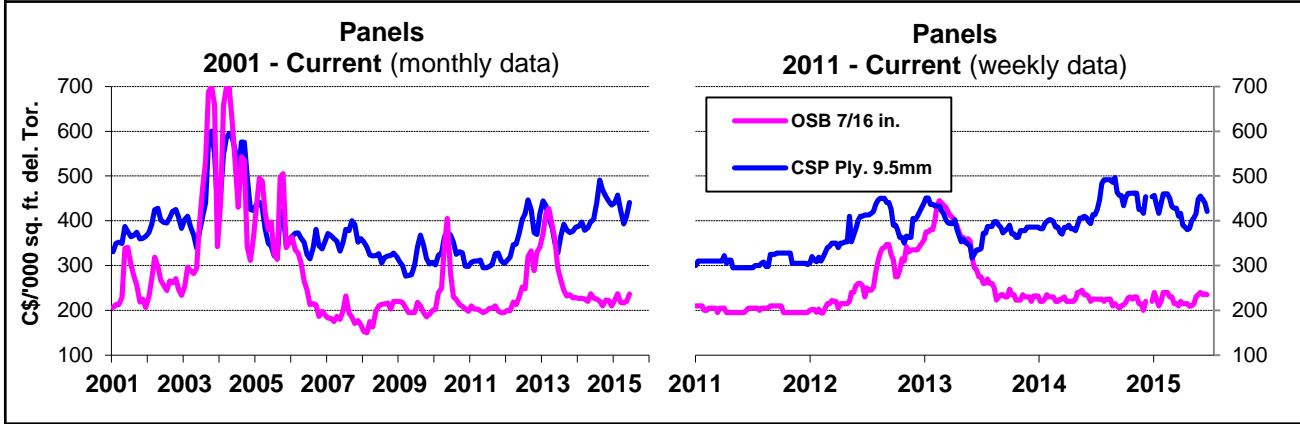
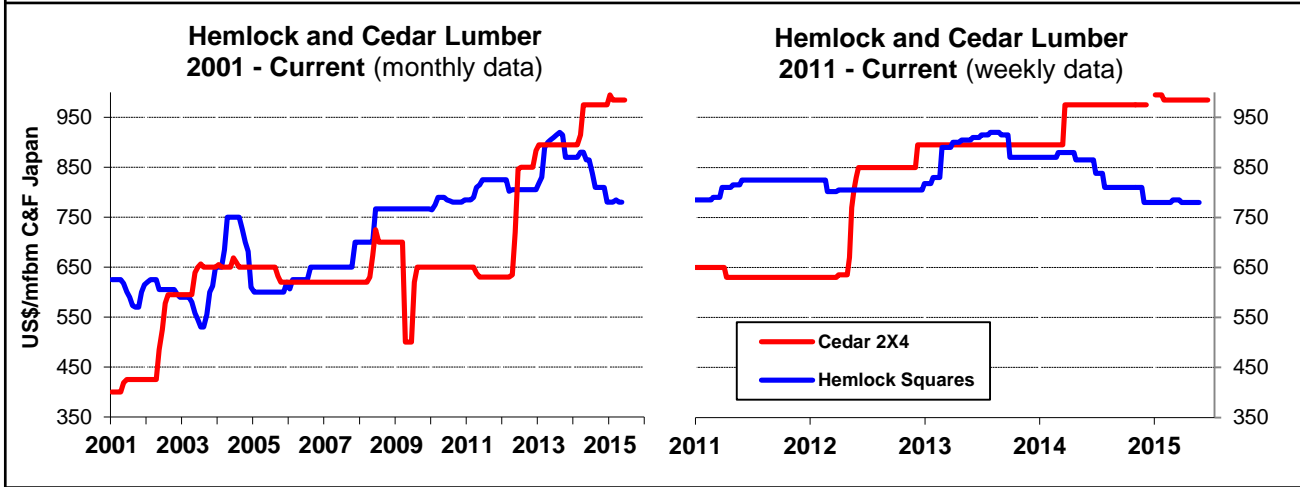
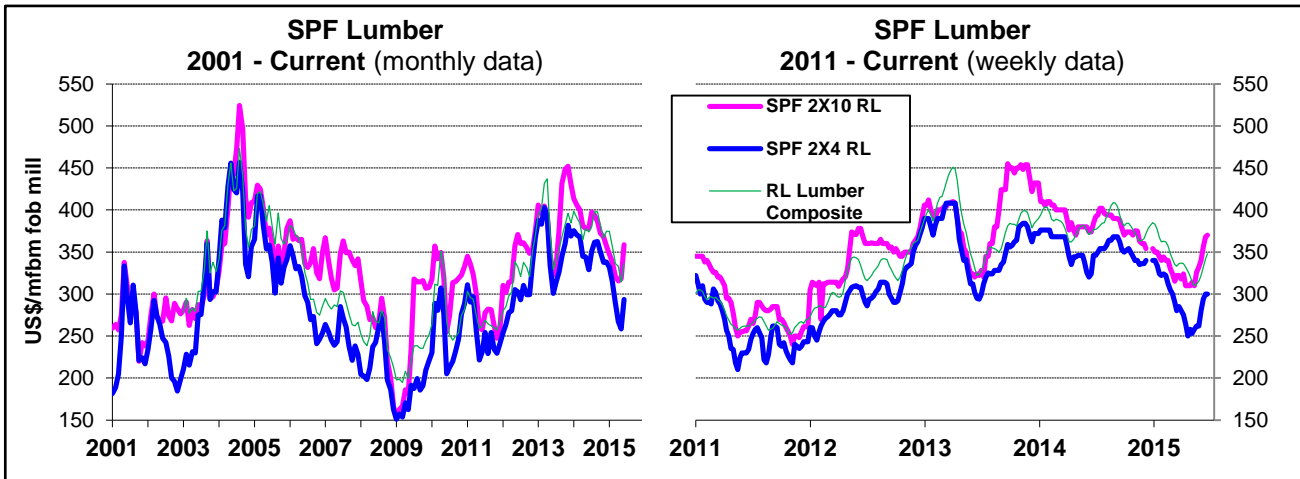
** Wood Markets Monthly International Report (<http://www.woodmarkets.com>) monthly average price, since Jan. 2010

Wood Pellets and Chips: FOEX Indexes (<http://www.foex.fi/biomass/>). Yearlies estimated from quarterly charts. Pellets include cost of insurance and freight (CIF).

NBSK Pulp and Newsprint: Equity Research Associates (<http://era-research.com/>).

Exchange Rate: Bank of Canada (<http://www.bankofcanada.ca/rates/exchange/>) Average of U.S. noon rate for all business days in the week.

B.C. Softwood Lumber Tax Rate is based on the average Random Lengths Framing Lumber Composite Price in the 4-week period ending 21 days prior to the month.



Sources: Madison's Lumber Reporter, except FOEX Indexes Ltd (Pulp and Paper), Random Lengths Report (Lumber Composite), and Wood Markets Monthly International Report (Hemlock Squares).