

This weekly report lists the prices for selected forest industry products in British Columbia. Prices are subject to revision. Sources used to produce this report are as follows:

- **Lumber and Panels** - Madison's Lumber Reporter, except the lumber composite* and hemlock square** prices. Retrieved from www.madisonsreport.com
- **Wood Pellets and Chips** - FOEX Indexes where yearly prices estimated from quarterly charts. Pellets include cost of

insurance and freight (CIF). Retrieved from www.foex.fi/biomass/

- **NBSK Pulp and Newsprint** - Equity Research Associates. Retrieved from era-research.com
- **Exchange Rate** - Bank of Canada Average of U.S. noon rate for all business days in the week. Retrieved from www.bankofcanada.ca/rates/exchange/

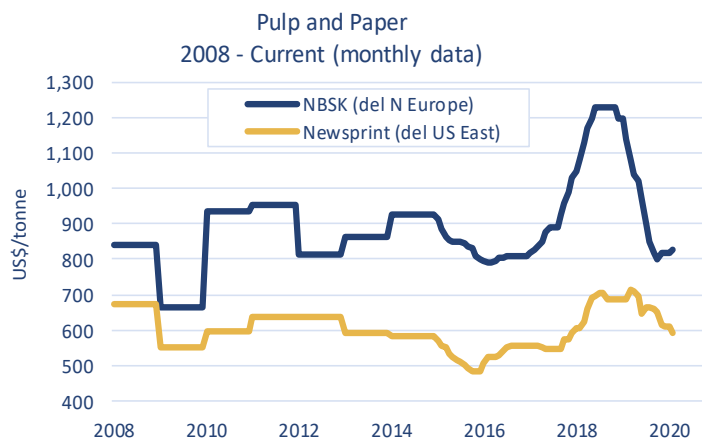
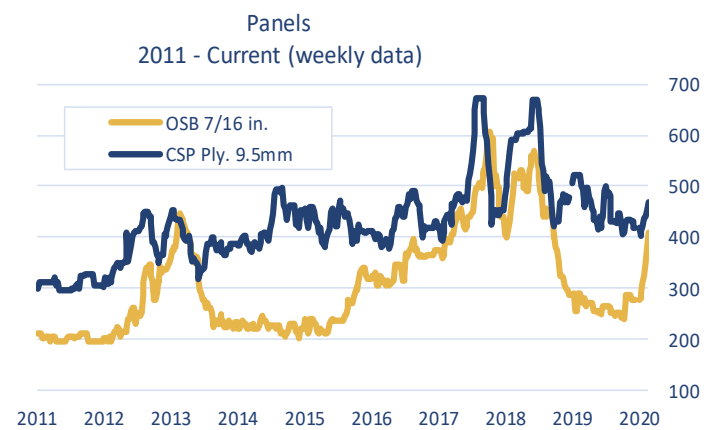
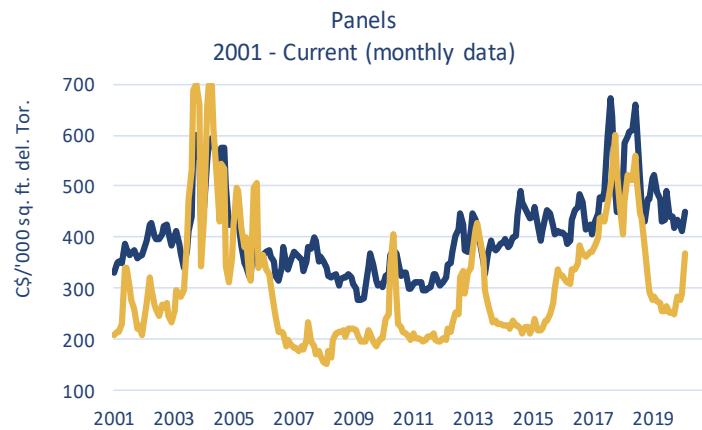
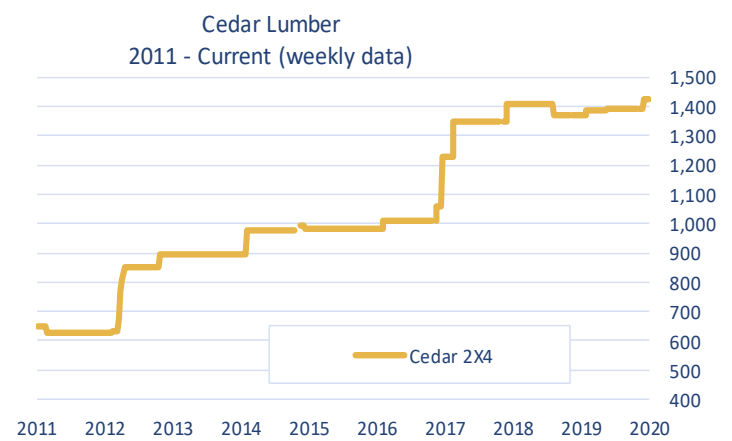
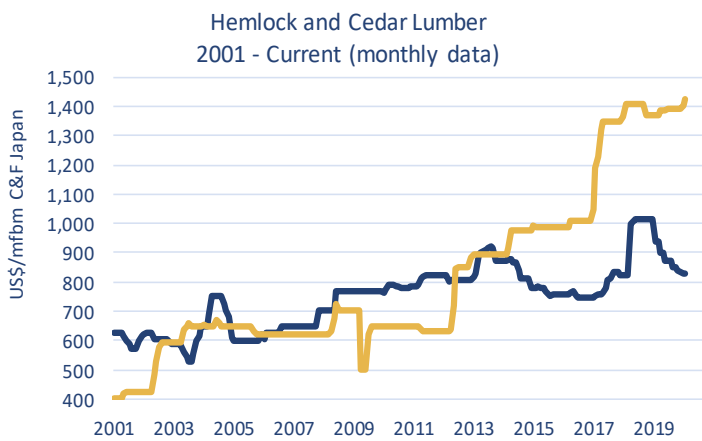
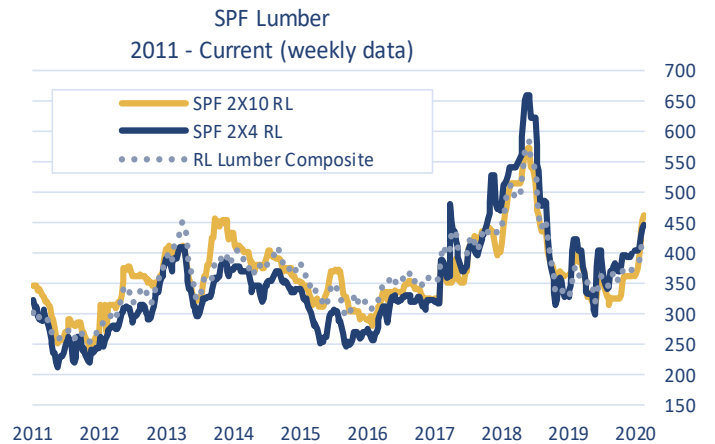
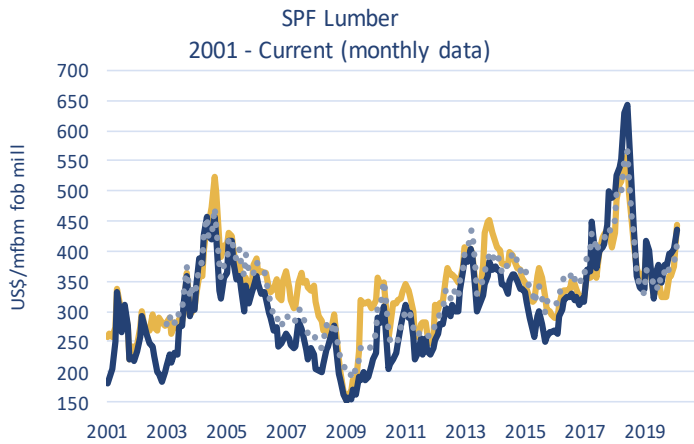
*Random Lengths Lumber Report Framing Lumber Composite Price, a weighted average of 15 key items used in the US framing lumber market, reflecting major species from three major producing areas. For detailed description see www.randomlengths.com/In-Depth/Monthly-Composite-Prices/

**Wood Markets Monthly International Report monthly average price, since Jan. 2010. Retrieved from www.woodmarkets.com

| PRODUCT | Unit | Current Week 13-Mar-20 | Previous Week 06-Mar-20 | Previous Month's Average Feb-20 | Y-T-D Monthly Average 2020 | Annual Average 2019 | Annual Average 2018 |
|---|-----------------|-----------------------------|----------------------------|---------------------------------------|-------------------------------------|---------------------------|---------------------------|
| LUMBER | | | | | | | |
| SPF 2x4 RL, KD, #2&Btr, f.o.b. mill | US\$/000 bd ft | \$446 | \$446 | \$435 | \$419 | \$372 | \$496 |
| Random Lengths Framing Lumber Composite * Source: Random Lengths, f.o.b. mill | US\$/000 bd ft | \$421 | \$428 | \$412 | \$396 | \$356 | \$459 |
| SPF Stud 2X4, KD, PET, f.o.b. mill | US\$/000 bd ft | \$364 | \$364 | \$339 | \$312 | \$272 | \$363 |
| SPF 2x10 RL, KD, #2&Btr, f.o.b. mill | US\$/000 bd ft | \$460 | \$460 | \$443 | \$408 | \$350 | \$458 |
| Cedar 2x4 RL, Green, Std & Btr, S4S, f.o.b. mill | US\$/000 bd ft | \$1,425 | \$1,425 | \$1,425 | \$1,414 | \$1,386 | \$1,396 |
| PANELS | | | | | | | |
| Plywood CSP, 9.5mm, del. Tor/Mtl | CDN\$/000 sq ft | \$450 | \$469 | \$450 | \$431 | \$459 | \$544 |
| OSB 7/16" del. Ont. | CDN\$/000 sq ft | \$410 | \$410 | \$366 | \$328 | \$265 | \$447 |
| EXCHANGE RATE | US\$/CDN\$ | 0.7320 | 0.7465 | 0.7535 | 0.7591 | 0.7537 | 0.7724 |
| MONTHLY PRICES | Unit | Previous Month Feb-20 | 2 Months Ago Jan-20 | 3 Months Ago Dec-19 | Y-T-D Average 2020 | Annual Average 2019 | Annual Average 2018 |
| NBSK Pulp del. Northern Europe | US\$/tonne | \$825 | \$820 | \$820 | \$823 | \$955 | \$1,184 |
| Newsprint del. U.S. Eastcoast | US\$/tonne | \$590 | \$610 | \$610 | \$600 | \$667 | \$669 |
| Hemlock Squares ** 4-1/8" Green Squares 13' c&f Japan | US\$/000 bd ft | \$830 | \$830 | \$835 | \$830 | \$891 | \$965 |
| Wood Pellets Nordic index, industrial use | Euro/MWh CIF | - | 33.17 € | 34.15 € | 33.17 € | 31.71 € | 27.69 € |
| Softwood Chips Global | US\$/ton | - | \$184.98 | \$184.98 | \$184.98 | \$186.64 | \$179.19 |

British Columbia Forest Product Prices

Selected Statistics for the week ending March 13, 2020



Sources:

Madison's Lumber Reporter, except FOEX Indexes Ltd (Pulp and Paper), Random Lengths Report (Lumber Composite), and Wood Markets Monthly International Report (Hemlock Squares). Pulp & Newsprint are yearly average price for 2008-2014.