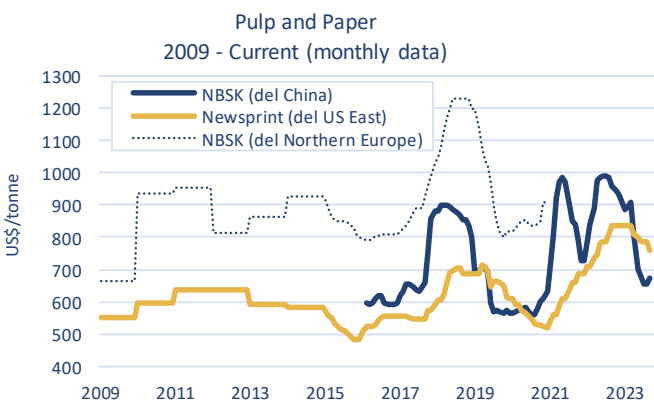
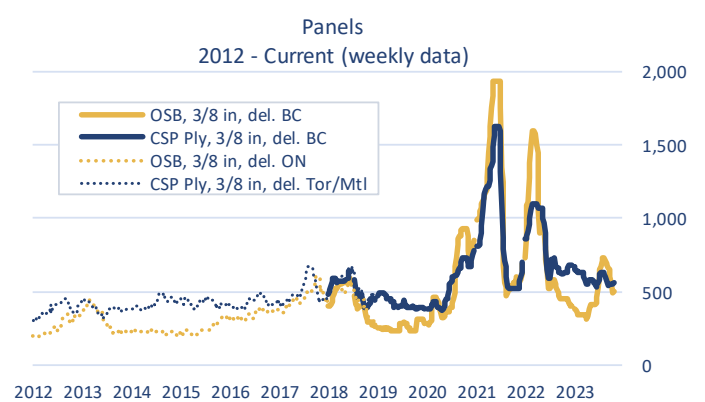
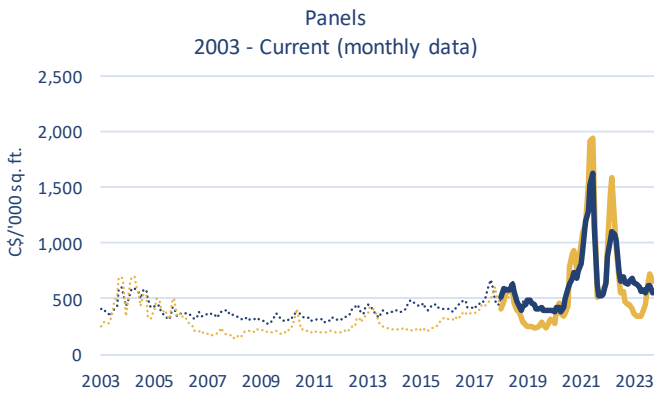
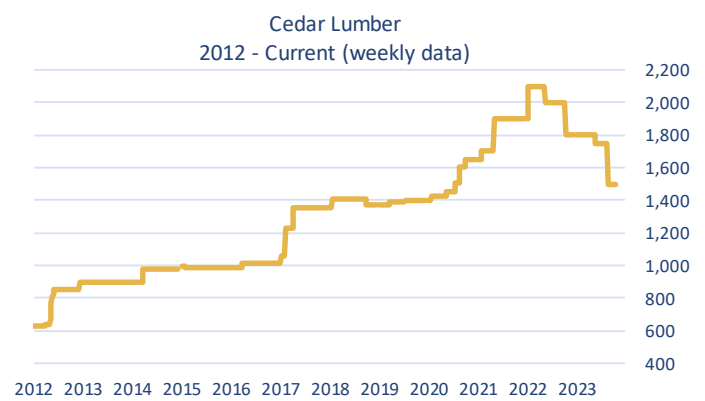
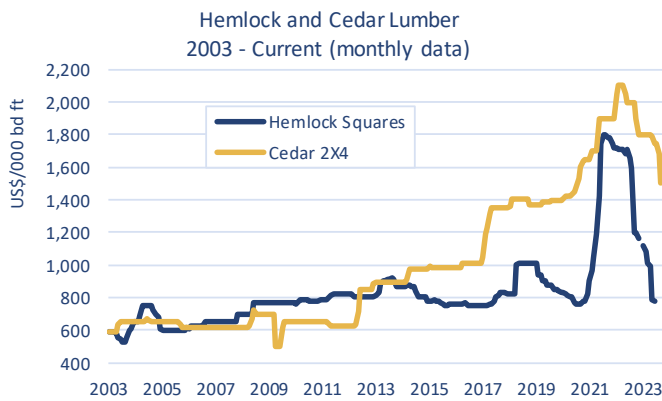
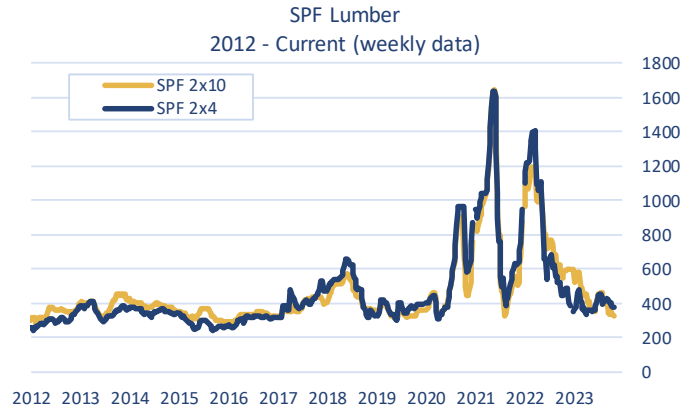
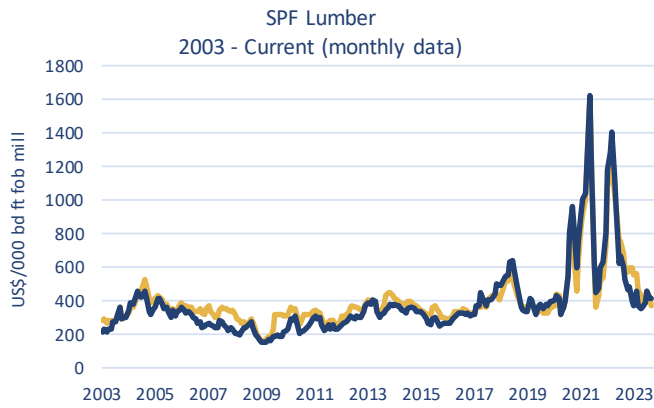


This weekly report lists the prices for selected forest industry products in British Columbia. Prices are subject to revision.

PRODUCT	Unit	Current Week 27-Oct-23	Previous Week 20-Oct-23	Previous Month's Average Sep-2023	Y-T-D Weekly Average as of 27-Oct-23	Annual Average 2022	Annual Average 2021
<b>LUMBER</b>							
<b>SPF 2x4</b> RL, KD, #2&Btr, f.o.b. mill	US\$/000 bd ft	\$380	\$374	\$414	\$396	\$814	\$881
<b>SPF Stud</b> 2X4, KD, PET, f.o.b. mill	US\$/000 bd ft	\$315	\$334	\$401	\$363	\$705	\$776
<b>SPF 2x10</b> RL, KD, #2&Btr, f.o.b. mill	US\$/000 bd ft	\$330	\$332	\$371	\$434	\$831	\$836
<b>Cedar 2x4</b> RL, Green, Std & Btr, S4S, f.o.b. mill	US\$/000 bd ft	\$1,500	\$1,500	\$1,500	\$1,715	\$1,998	\$1,828
<b>PANELS</b>							
<b>Plywood</b> CSP, 3/8", del. BC	CDN\$/000 sq ft	\$560	\$550	\$558	\$591	\$818	\$956
<b>OSB</b> 7/16" del. BC	CDN\$/000 sq ft	\$500	\$495	\$656	\$480	\$809	\$1,083
<b>EXCHANGE RATE</b>	US\$/CDN\$	0.7258	0.7314	0.7383	0.7419	0.7688	0.7977
MONTHLY PRICES	Unit	Previous Month Sep-2023	2 Months Ago Aug-2023	3 Months Ago Jul-2023	Y-T-D Average 2023	Annual Average 2022	Annual Average 2021
<b>NBSK Pulp</b> del. China	US\$/tonne	\$674	\$655	\$656	\$762	\$931	\$850
<b>Newsprint</b> del. U.S. Eastcoast	US\$/tonne	\$760	\$785	\$785	\$803	\$783	\$623
<b>Hemlock Squares *</b> 4-1/8" Green Squares 13' c&f Japan	US\$/000 bd ft	-	\$811	-	\$939	\$1,551	\$1,492

- **Lumber and Panels** - Madison's Lumber Reporter, except the hemlock square prices. Retrieved from [www.madisonsreport.com](http://www.madisonsreport.com)
- **NBSK Pulp and Newsprint** - Equity Research Associates. Retrieved from [era-research.com](http://era-research.com)
- **Exchange Rate** - Bank of Canada Average of U.S. noon rate for all business days in the week. Retrieved from [www.bankofcanada.ca/rates/exchange/](http://www.bankofcanada.ca/rates/exchange/)
- **Hemlock Squares** - Forest Economics Advisors (FEA) Wood Market Monthly report. Monthly average price, since Jan. 2010.



#### Sources:

Madison's Lumber Reporter, except FOEX Indexes Ltd (Wood Pellets), ERA (Pulp and Paper), and FEA Wood Market Monthly report (Hemlock Squares). Pulp & Newsprint for 2008-2014 are yearly average prices instead of monthly.