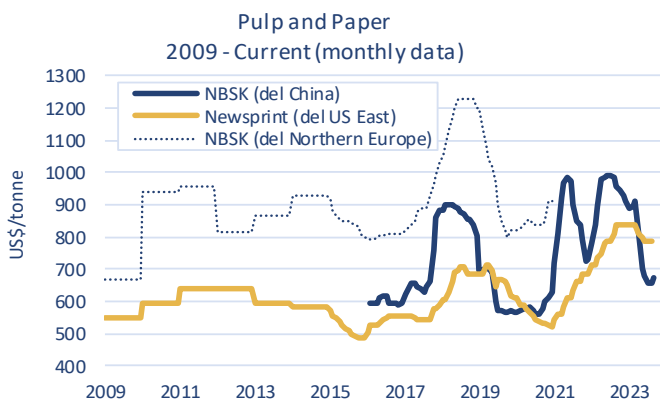
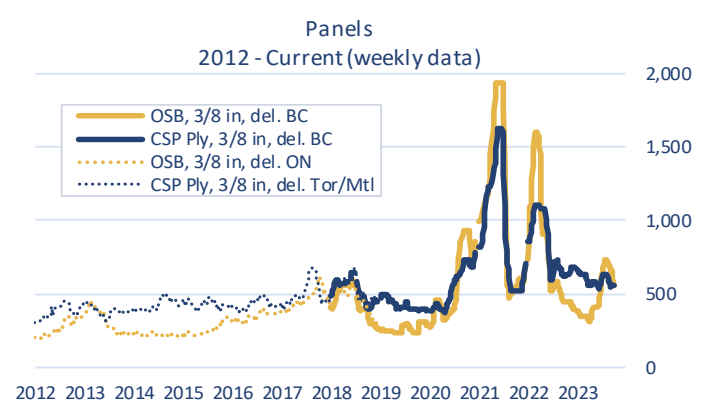
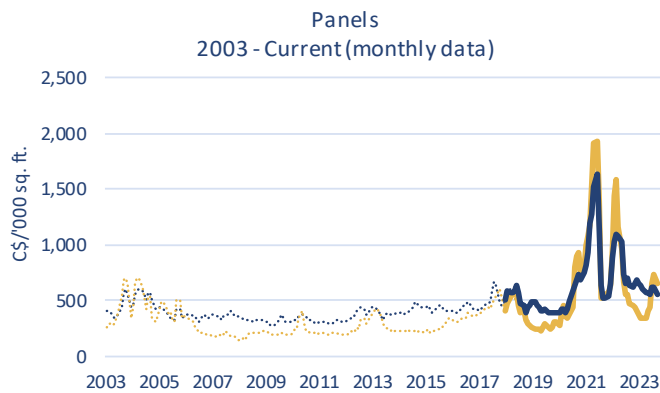
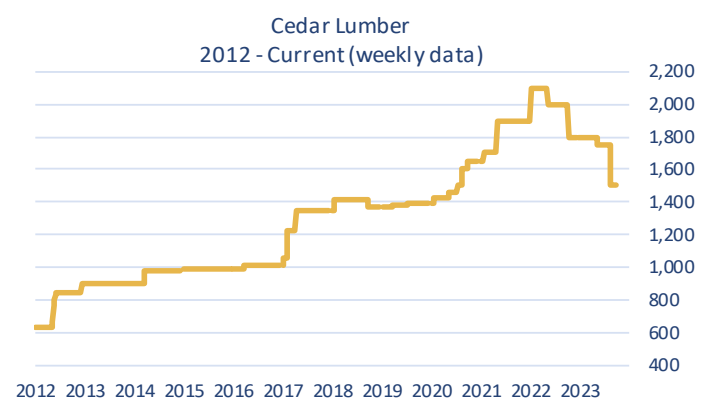
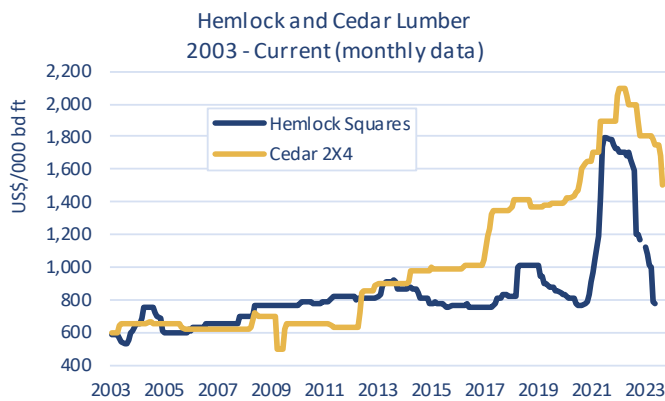
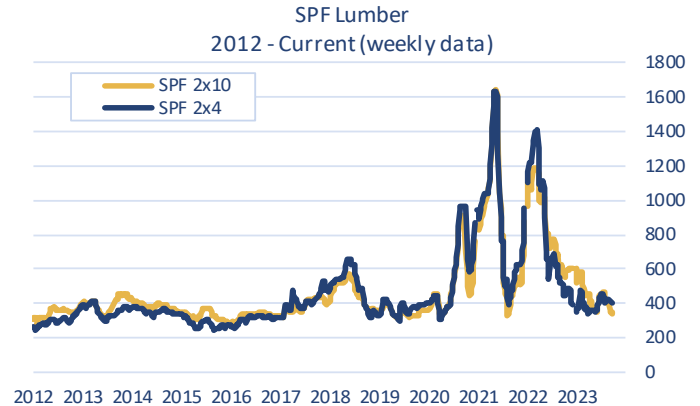
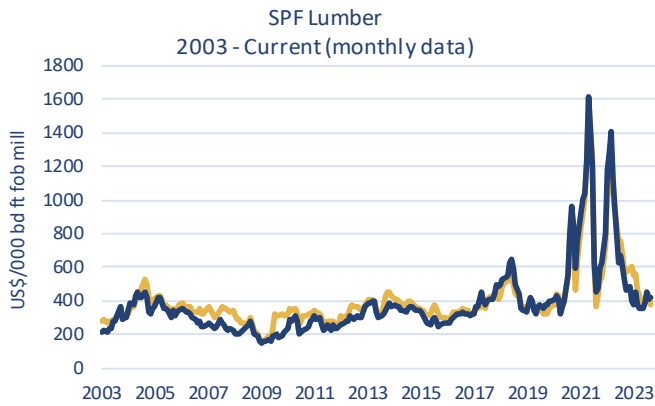


This weekly report lists the prices for selected forest industry products in British Columbia. Prices are subject to revision.

PRODUCT	Unit	Current Week 06-Oct-23	Previous Week 29-Sep-23	Previous Month's Average Sep-2023	Y-T-D Weekly Average as of 06-Oct-23	Annual Average 2022	Annual Average 2021
LUMBER							
SPF 2x4 RL, KD, #2&Btr, f.o.b. mill	US\$/000 bd ft	\$400	\$400	\$414	\$398	\$814	\$881
SPF Stud 2X4, KD, PET, f.o.b. mill	US\$/000 bd ft	\$358	\$360	\$401	\$366	\$705	\$776
SPF 2x10 RL, KD, #2&Btr, f.o.b. mill	US\$/000 bd ft	\$354	\$338	\$371	\$441	\$831	\$836
Cedar 2x4 RL, Green, Std & Btr, S4S, f.o.b. mill	US\$/000 bd ft	\$1,500	\$1,500	\$1,500	\$1,731	\$1,998	\$1,828
PANELS							
Plywood CSP, 3/8", del. BC	CDN\$/000 sq ft	\$550	\$550	\$558	\$594	\$818	\$956
OSB 7/16" del. BC	CDN\$/000 sq ft	\$560	\$600	\$656	\$479	\$809	\$1,083
EXCHANGE RATE	US\$/CDN\$	0.7290	0.7406	0.7383	0.7428	0.7688	0.7977
MONTHLY PRICES	Unit	Previous Month Sep-2023	2 Months Ago Aug-2023	3 Months Ago Jul-2023	Y-T-D Average 2023	Annual Average 2022	Annual Average 2021
NBSK Pulp del. China	US\$/tonne	\$674	\$655	\$656	\$762	\$931	\$850
Newsprint del. U.S. Eastcoast	US\$/tonne	-	\$785	\$785	\$809	\$783	\$623
Hemlock Squares * 4-1/8" Green Squares 13' c&f Japan	US\$/000 bd ft	-	\$811	-	\$939	\$1,551	\$1,492

- **Lumber and Panels** - Madison's Lumber Reporter, except the hemlock square prices. Retrieved from www.madisonsreport.com
- **NBSK Pulp and Newsprint** - Equity Research Associates. Retrieved from era-research.com
- **Exchange Rate** - Bank of Canada Average of U.S. noon rate for all business days in the week. Retrieved from www.bankofcanada.ca/rates/exchange/
- **Hemlock Squares** - Forest Economics Advisors (FEA) Wood Market Monthly report. Monthly average price, since Jan. 2010.



Sources:

Madison's Lumber Reporter, except FOEX Indexes Ltd (Wood Pellets), ERA (Pulp and Paper), and FEA Wood Market Monthly report (Hemlock Squares). Pulp & Newsprint for 2008-2014 are yearly average prices instead of monthly.