

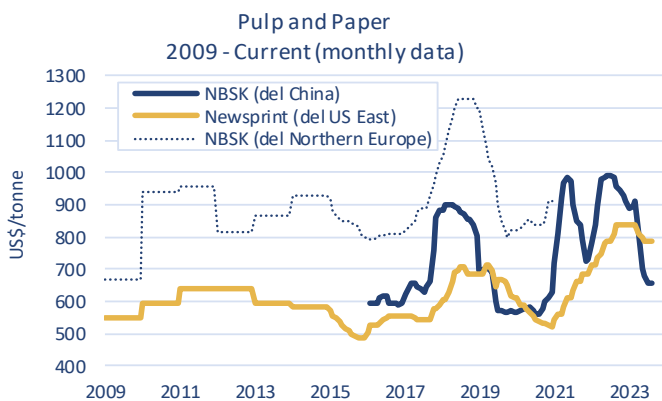
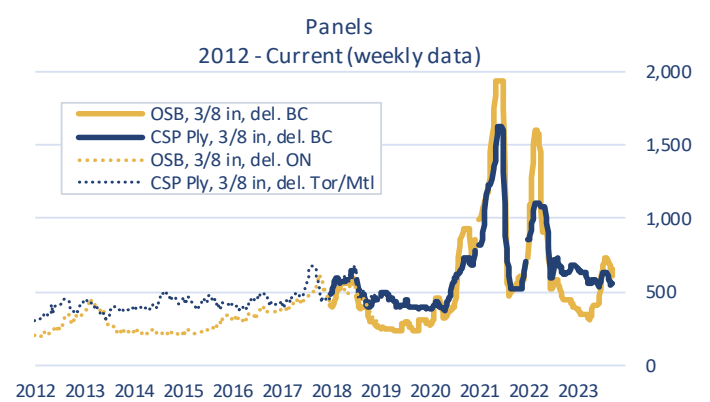
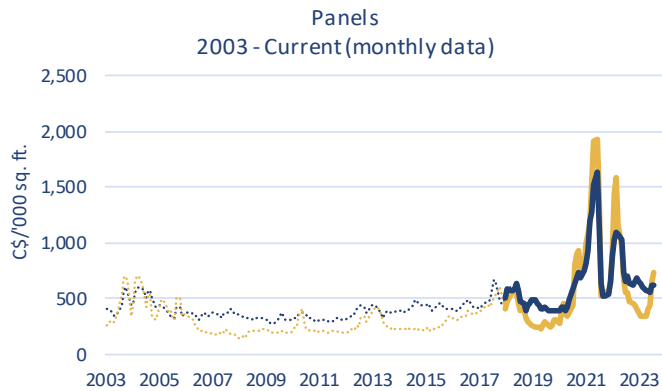
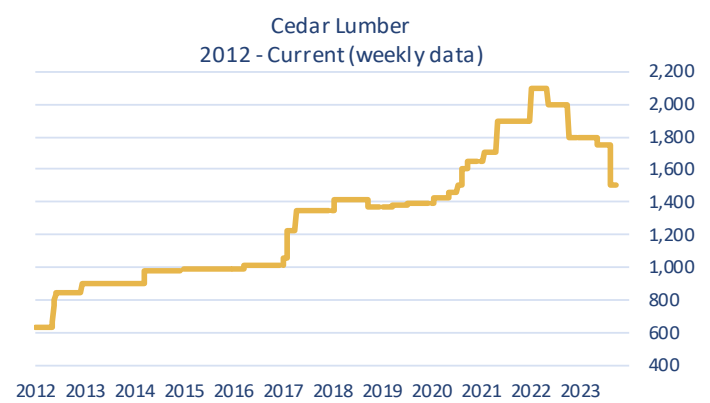
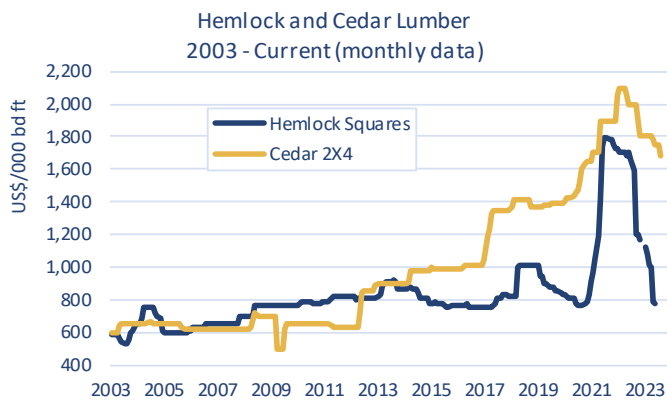
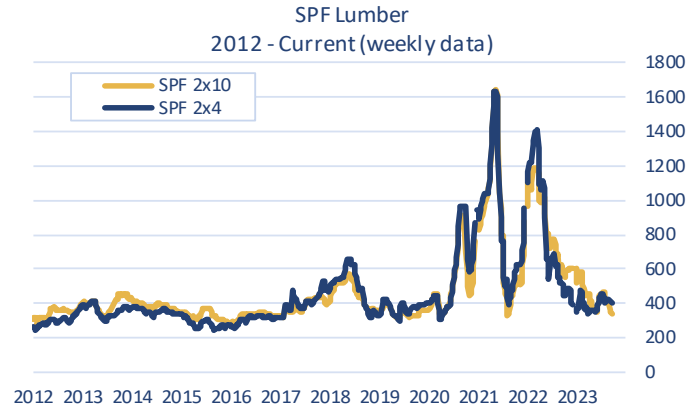
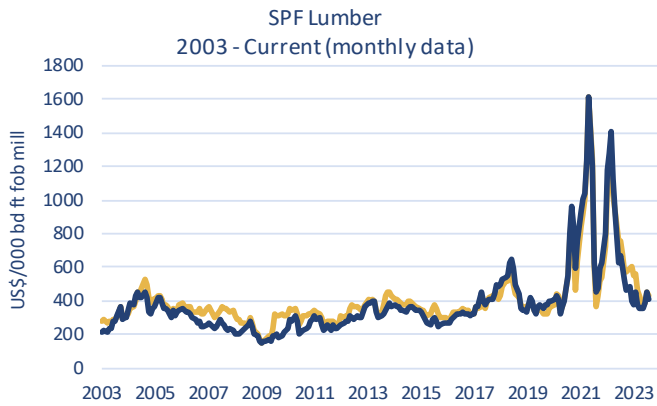
# British Columbia Forest Product Prices

Selected Statistics for the week ending Sept 29, 2023

This weekly report lists the prices for selected forest industry products in British Columbia. Prices are subject to revision.

PRODUCT	Unit	Current Week 29-Sep-23	Previous Week 22-Sep-23	Previous Month's Average Aug-2023	Y-T-D Weekly Average as of 29-Sep-23	Annual Average 2022	Annual Average 2021
<b>LUMBER</b>							
<b>SPF 2x4</b> RL, KD, #2&Btr, f.o.b. mill	US\$/000 bd ft	\$400	\$416	\$413	\$398	\$814	\$881
<b>SPF Stud</b> 2X4, KD, PET, f.o.b. mill	US\$/000 bd ft	\$360	\$400	\$431	\$366	\$705	\$776
<b>SPF 2x10</b> RL, KD, #2&Btr, f.o.b. mill	US\$/000 bd ft	\$338	\$345	\$425	\$443	\$831	\$836
<b>Cedar 2x4</b> RL, Green, Std & Btr, S4S, f.o.b. mill	US\$/000 bd ft	\$1,500	\$1,500	\$1,688	\$1,737	\$1,998	\$1,828
<b>PANELS</b>							
<b>Plywood</b> CSP, 3/8", del. BC	CDN\$/000 sq ft	\$550	\$550	\$623	\$595	\$818	\$956
<b>OSB</b> 7/16" del. BC	CDN\$/000 sq ft	\$600	\$650	\$729	\$477	\$809	\$1,083
<b>EXCHANGE RATE</b>	US\$/CDN\$	0.7406	0.7430	0.7435	0.7432	0.7688	0.7977
MONTHLY PRICES	Unit	Previous Month Aug-2023	2 Months Ago Jul-2023	3 Months Ago Jun-2023	Y-T-D Average 2023	Annual Average 2022	Annual Average 2021
<b>NBSK Pulp</b> del. China	US\$/tonne	\$655	\$656	\$677	\$773	\$931	\$850
<b>Newsprint</b> del. U.S. Eastcoast	US\$/tonne	\$785	\$785	\$785	\$809	\$783	\$623
<b>Hemlock Squares *</b> 4-1/8" Green Squares 13' c&f Japan	US\$/000 bd ft	\$811	-	\$775	\$939	\$1,551	\$1,492

- **Lumber and Panels** - Madison's Lumber Reporter, except the hemlock square prices. Retrieved from [www.madisonsreport.com](http://www.madisonsreport.com)
- **NBSK Pulp and Newsprint** - Equity Research Associates. Retrieved from [era-research.com](http://era-research.com)
- **Exchange Rate** - Bank of Canada Average of U.S. noon rate for all business days in the week. Retrieved from [www.bankofcanada.ca/rates/exchange/](http://www.bankofcanada.ca/rates/exchange/)
- **Hemlock Squares** - Forest Economics Advisors (FEA) Wood Market Monthly report. Monthly average price, since Jan. 2010.



**Sources:**

Madison's Lumber Reporter, except FOEX Indexes Ltd (Wood Pellets), ERA (Pulp and Paper), and FEA Wood Market Monthly report (Hemlock Squares). Pulp & Newsprint for 2008-2014 are yearly average prices instead of monthly.