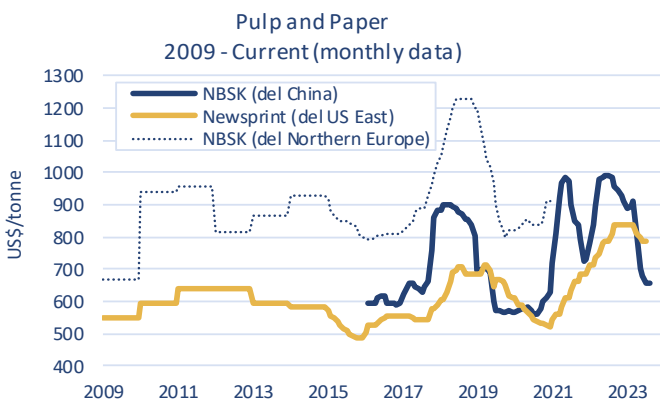
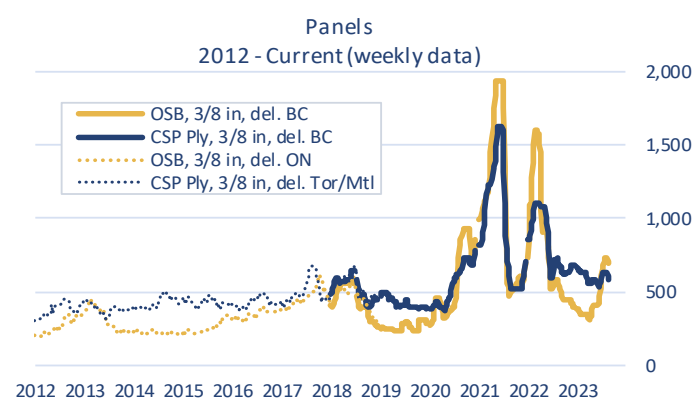
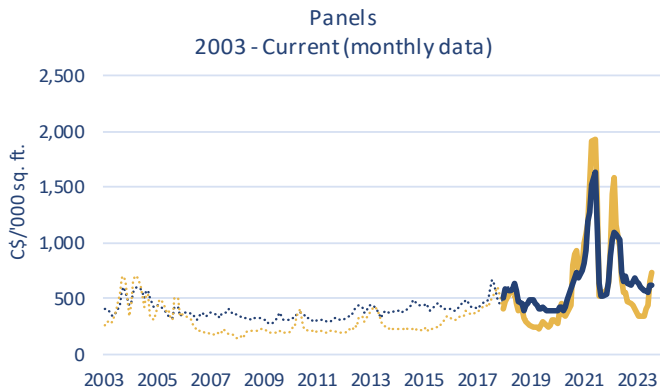
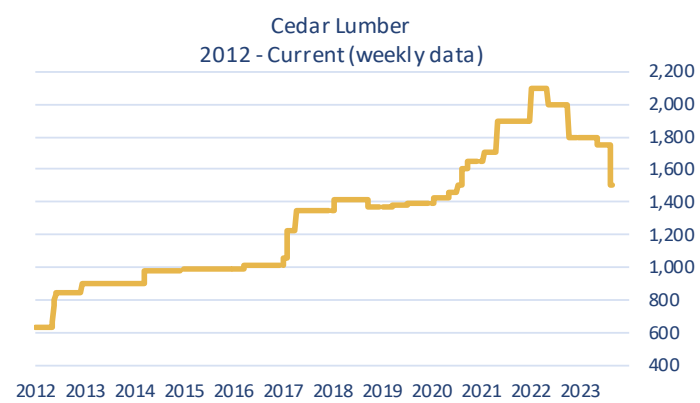
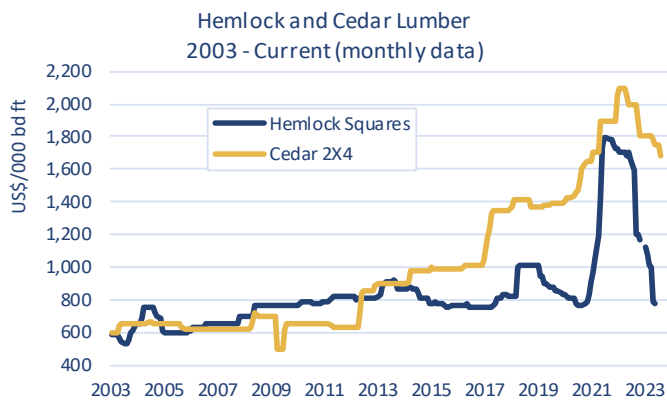
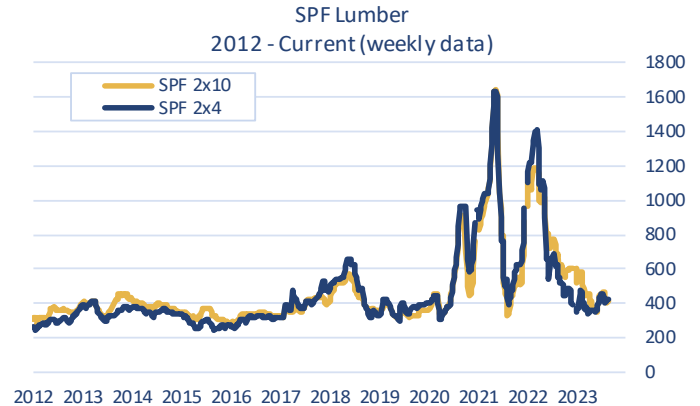
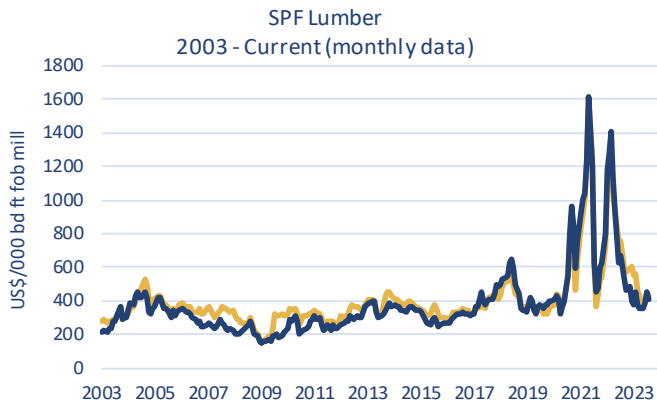


This weekly report lists the prices for selected forest industry products in British Columbia. Prices are subject to revision.

PRODUCT	Unit	Current Week 01-Sep-23	Previous Week 25-Aug-23	Previous Month's Average Aug-2023	Y-T-D Weekly Average as of 01-Sep-23	Annual Average 2022	Annual Average 2021
<b>LUMBER</b>							
<b>SPF 2x4</b> RL, KD, #2&Btr, f.o.b. mill	US\$/000 bd ft	\$420	\$420	\$413	\$396	\$814	\$881
<b>SPF Stud</b> 2X4, KD, PET, f.o.b. mill	US\$/000 bd ft	\$428	\$422	\$431	\$363	\$705	\$776
<b>SPF 2x10</b> RL, KD, #2&Btr, f.o.b. mill	US\$/000 bd ft	\$415	\$404	\$425	\$453	\$831	\$836
<b>Cedar 2x4</b> RL, Green, Std & Btr, S4S, f.o.b. mill	US\$/000 bd ft	\$1,500	\$1,500	\$1,688	\$1,764	\$1,998	\$1,828
<b>PANELS</b>							
<b>Plywood</b> CSP, 3/8", del. BC	CDN\$/000 sq ft	\$577	\$600	\$623	\$599	\$818	\$956
<b>OSB</b> 7/16" del. BC	CDN\$/000 sq ft	\$690	\$710	\$729	\$457	\$809	\$1,083
<b>EXCHANGE RATE</b>	US\$/CDN\$	0.7371	0.7373	0.7435	0.7437	0.7688	0.7977
MONTHLY PRICES	Unit	Previous Month Aug-2023	2 Months Ago Jul-2023	3 Months Ago Jun-2023	Y-T-D Average 2023	Annual Average 2022	Annual Average 2021
<b>NBSK Pulp</b> del. China	US\$/tonne	\$655	\$656	\$677	\$773	\$931	\$850
<b>Newsprint</b> del. U.S. Eastcoast	US\$/tonne	-	\$785	\$785	\$812	\$783	\$623
<b>Hemlock Squares *</b> 4-1/8" Green Squares 13' c&f Japan	US\$/000 bd ft	\$811	-	\$775	\$939	\$1,551	\$1,492
<b>Wood Pellets</b> Nordic index, industrial use	Euro/MWh CIF	-	-	-	-	-	32.54 €

- **Lumber and Panels** - Madison's Lumber Reporter, except the hemlock square prices. Retrieved from [www.madisonsreport.com](http://www.madisonsreport.com)
- **Wood Pellets** - Fastmarkets FOEX Indices and include the cost of insurance and freight (CIF). No longer available starting October 1, 2021. Retrieved from [www.foex.fi/biomass/](http://www.foex.fi/biomass/)
- **NBSK Pulp and Newsprint** - Equity Research Associates. Retrieved from [era-research.com](http://era-research.com)
- **Exchange Rate** - Bank of Canada Average of U.S. noon rate for all business days in the week. Retrieved from [www.bankofcanada.ca/rates/exchange/](http://www.bankofcanada.ca/rates/exchange/)
- **Hemlock Squares** - Forest Economics Advisors (FEA) Wood Market Monthly report. Monthly average price, since Jan. 2010. Retrieved from [www.getfea.com](http://www.getfea.com)



**Sources:**  
*Madison's Lumber Reporter, except FOEX Indexes Ltd (Wood Pellets), ERA (Pulp and Paper), and FEA Wood Market Monthly report (Hemlock Squares). Pulp & Newsprint for 2008-2014 are yearly average prices instead of monthly.*