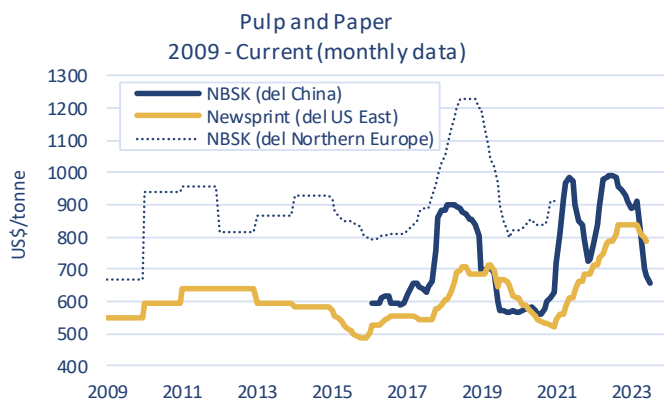
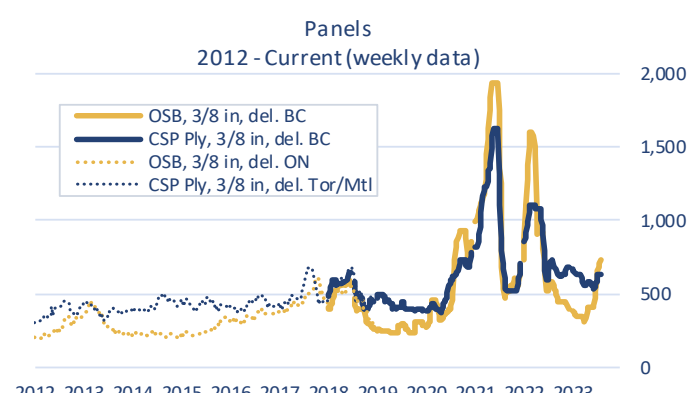
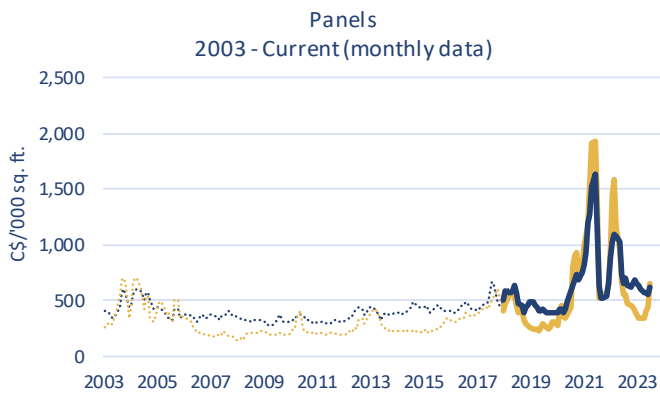
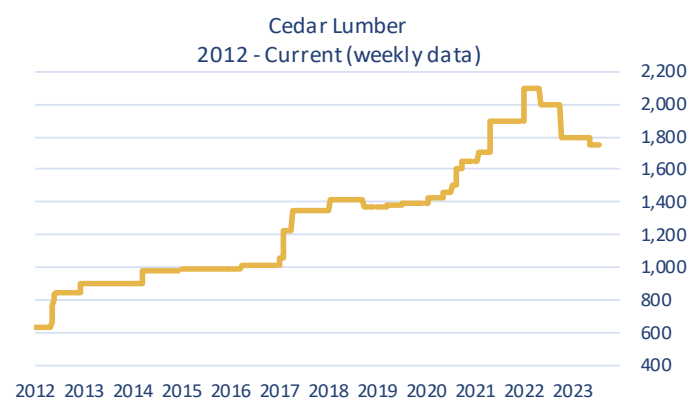
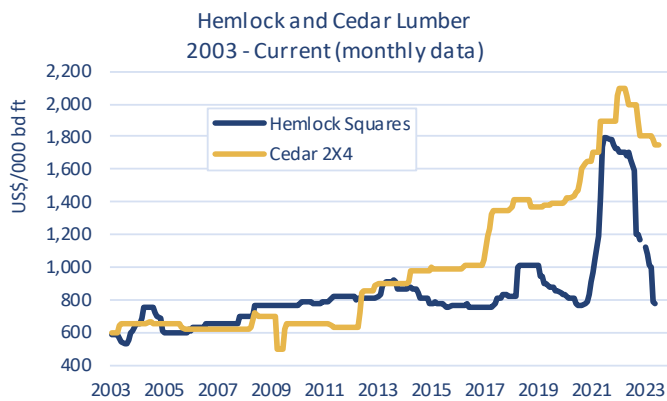
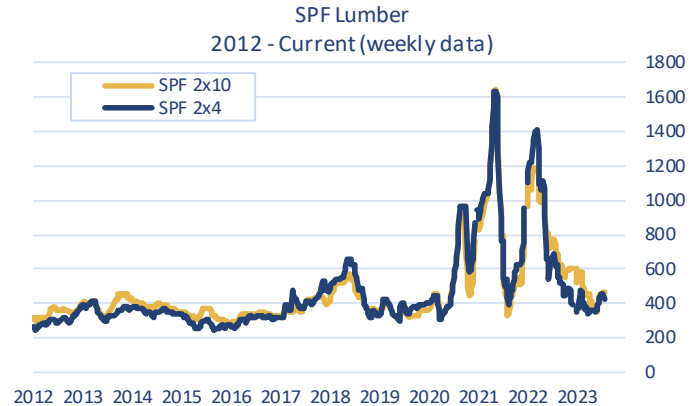
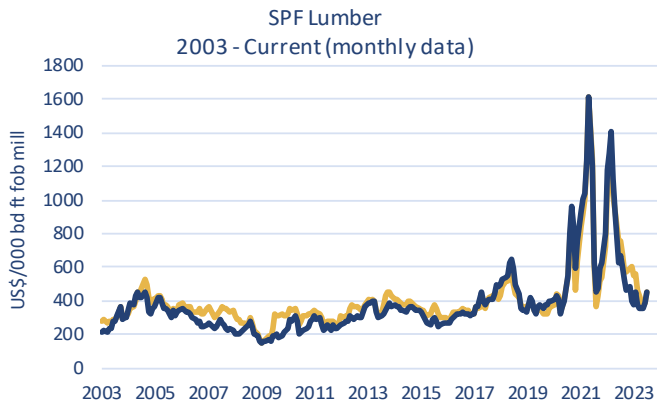


This weekly report lists the prices for selected forest industry products in British Columbia. Prices are subject to revision.

PRODUCT	Unit	Current Week 04-Aug-23	Previous Week 28-Jul-23	Previous Month's Average Jul-2023	Y-T-D Weekly Average as of 04-Aug-23	Annual Average 2022	Annual Average 2021
LUMBER							
SPF 2x4 RL, KD, #2&Btr, f.o.b. mill	US\$/000 bd ft	\$426	\$458	\$455	\$394	\$814	\$881
SPF Stud 2X4, KD, PET, f.o.b. mill	US\$/000 bd ft	\$488	\$488	\$475	\$356	\$705	\$776
SPF 2x10 RL, KD, #2&Btr, f.o.b. mill	US\$/000 bd ft	\$465	\$465	\$456	\$458	\$831	\$836
Cedar 2x4 RL, Green, Std & Btr, S4S, f.o.b. mill	US\$/000 bd ft	\$1,750	\$1,750	\$1,750	\$1,782	\$1,998	\$1,828
PANELS							
Plywood CSP, 3/8", del. BC	CDN\$/000 sq ft	\$633	\$633	\$619	\$598	\$818	\$956
OSB 7/16" del. BC	CDN\$/000 sq ft	\$735	\$710	\$659	\$423	\$809	\$1,083
EXCHANGE RATE	US\$/CDN\$	0.7518	0.7575	0.7565	0.7442	0.7688	0.7977
MONTHLY PRICES	Unit	Previous Month Jul-2023	2 Months Ago Jun-2023	3 Months Ago May-2023	Y-T-D Average 2023	Annual Average 2022	Annual Average 2021
NBSK Pulp del. China	US\$/tonne	\$656	\$677	\$702	\$790	\$931	\$850
Newsprint del. U.S. Eastcoast	US\$/tonne	-	\$785	\$800	\$817	\$783	\$623
Hemlock Squares * 4-1/8" Green Squares 13' c&f Japan	US\$/000 bd ft	-	\$775	\$785	\$961	\$1,551	\$1,492
Wood Pellets Nordic index, industrial use	Euro/MWh CIF	-	-	-	-	-	32.54 €

- **Lumber and Panels** - Madison's Lumber Reporter, except the hemlock square prices. Retrieved from www.madisonsreport.com
- **Wood Pellets** - Fastmarkets FOEX Indices and include the cost of insurance and freight (CIF). No longer available starting October 1, 2021. Retrieved from www.foex.fi/biomass/
- **NBSK Pulp and Newsprint** - Equity Research Associates. Retrieved from era-research.com
- **Exchange Rate** - Bank of Canada Average of U.S. noon rate for all business days in the week. Retrieved from www.bankofcanada.ca/rates/exchange/
- **Hemlock Squares** - Forest Economics Advisors (FEA) Wood Market Monthly report. Monthly average price, since Jan. 2010. Retrieved from www.getfea.com



Sources:

Madison's Lumber Reporter, except FOEX Indexes Ltd (Wood Pellets), ERA (Pulp and Paper), and FEA Wood Market Monthly report (Hemlock Squares). Pulp & Newsprint for 2008-2014 are yearly average prices instead of monthly.