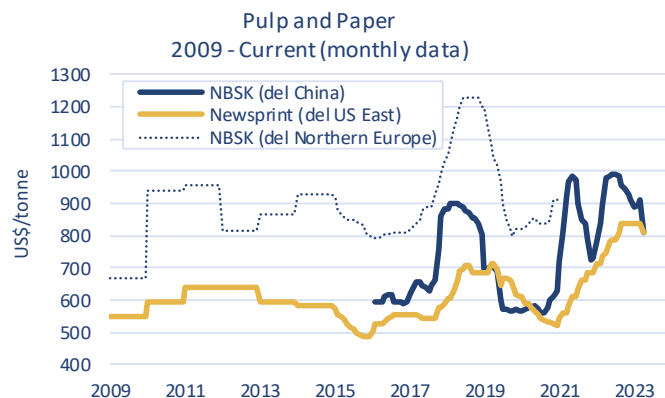
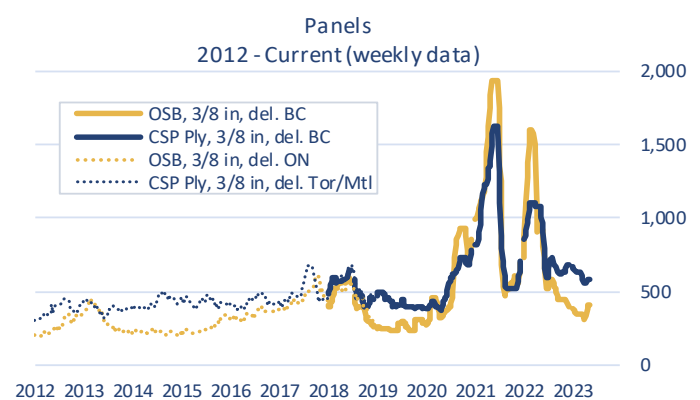
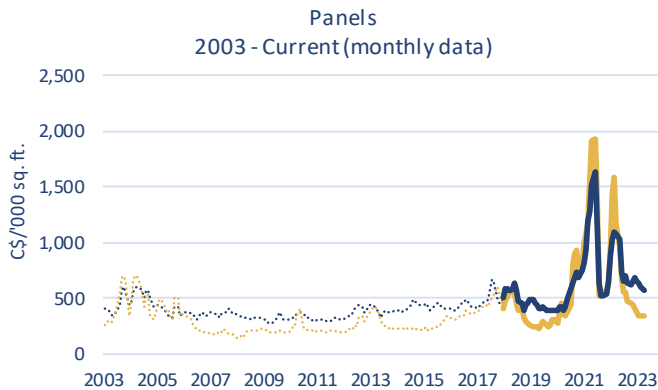
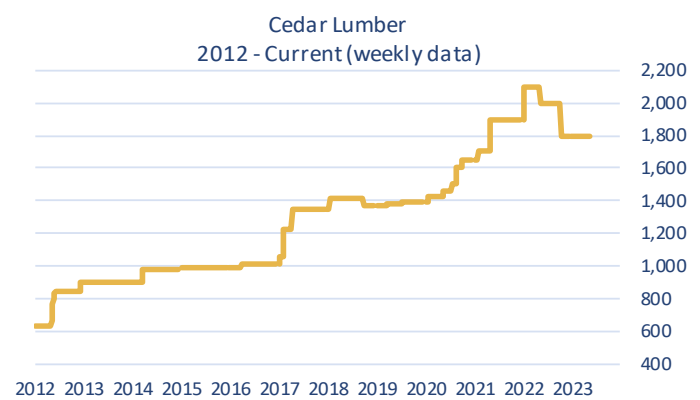
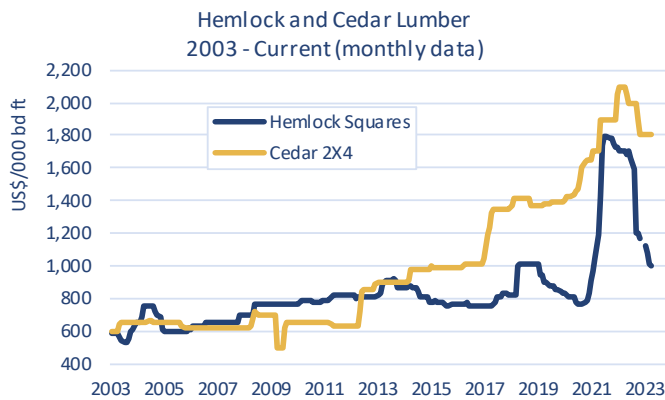
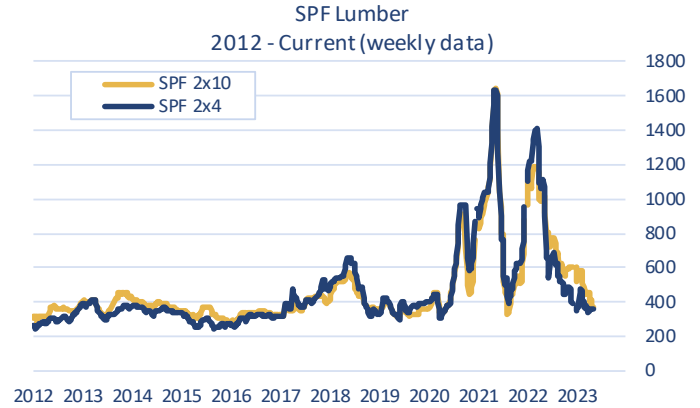
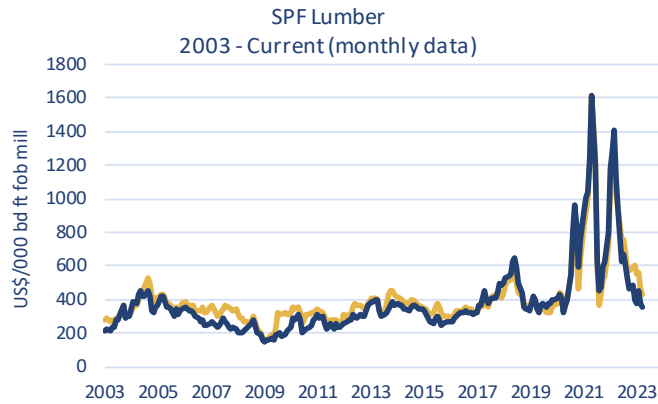


This weekly report lists the prices for selected forest industry products in British Columbia. Prices are subject to revision.

PRODUCT	Unit	Current Week 19-May-23	Previous Week 12-May-23	Previous Month's Average Apr-2023	Y-T-D Weekly Average as of 19-May-23	Annual Average 2022	Annual Average 2021
LUMBER							
SPF 2x4 RL, KD, #2&Btr, f.o.b. mill	US\$/000 bd ft	\$360	\$360	\$351	\$383	\$814	\$881
SPF Stud 2X4, KD, PET, f.o.b. mill	US\$/000 bd ft	\$364	\$358	\$347	\$318	\$705	\$776
SPF 2x10 RL, KD, #2&Btr, f.o.b. mill	US\$/000 bd ft	\$370	\$370	\$428	\$479	\$831	\$836
Cedar 2x4 RL, Green, Std & Btr, S4S, f.o.b. mill	US\$/000 bd ft	\$1,800	\$1,800	\$1,800	\$1,800	\$1,998	\$1,828
PANELS							
Plywood CSP, 3/8", del. BC	CDN\$/000 sq ft	\$580	\$580	\$563	\$605	\$818	\$956
OSB 7/16" del. BC	CDN\$/000 sq ft	\$410	\$410	\$339	\$356	\$809	\$1,083
EXCHANGE RATE	US\$/CDN\$	0.7418	0.7448	0.7417	0.7401	0.7688	0.7977
MONTHLY PRICES	Unit	Previous Month Apr-2023	2 Months Ago Mar-2023	3 Months Ago Feb-2023	Y-T-D Average 2023	Annual Average 2022	Annual Average 2021
NBSK Pulp del. China	US\$/tonne	\$809	\$909	\$894	\$874	\$931	\$850
Newsprint del. U.S. Eastcoast	US\$/tonne	\$810	\$835	\$835	\$829	\$783	\$623
Hemlock Squares * 4-1/8" Green Squares 13' c&f Japan	US\$/000 bd ft	\$997	\$1,008	\$1,080	\$1,051	\$1,551	\$1,492
Wood Pellets Nordic index, industrial use	Euro/MWh CIF	-	-	-	-	-	32.54 €

- **Lumber and Panels** - Madison's Lumber Reporter, except the hemlock square prices. Retrieved from www.madisonsreport.com
- **Wood Pellets** - Fastmarkets FOEX Indices and include the cost of insurance and freight (CIF). No longer available starting October 1, 2021. Retrieved from www.foex.fi/biomass/
- **NBSK Pulp and Newsprint** - Equity Research Associates. Retrieved from era-research.com
- **Exchange Rate** - Bank of Canada Average of U.S. noon rate for all business days in the week. Retrieved from www.bankofcanada.ca/rates/exchange/
- **Hemlock Squares** - Forest Economics Advisors (FEA) Wood Market Monthly report. Monthly average price, since Jan. 2010. Retrieved from www.getfea.com



Sources:

Madison's Lumber Reporter, except FOEX Indexes Ltd (Wood Pellets), ERA (Pulp and Paper), and FEA Wood Market Monthly report (Hemlock Squares). Pulp & Newsprint for 2008-2014 are yearly average prices instead of monthly.