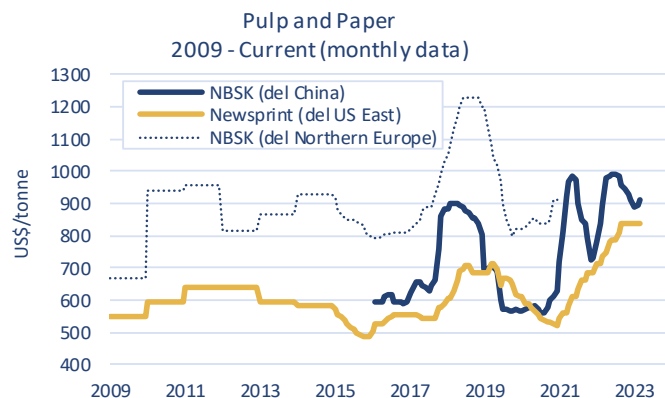
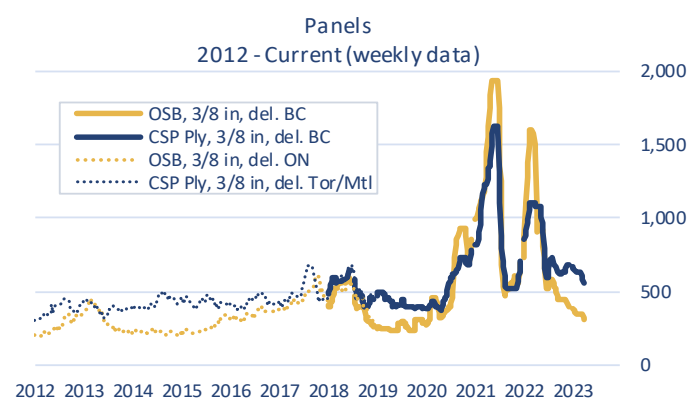
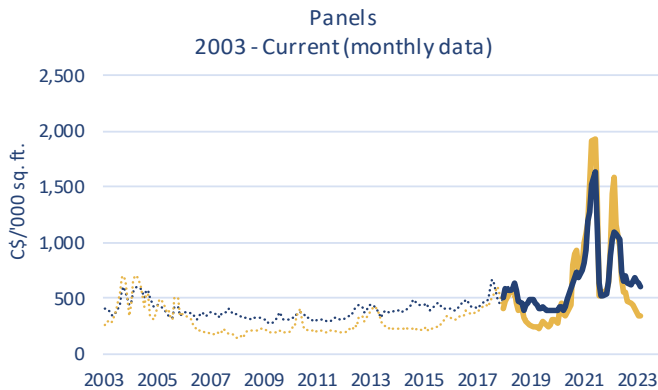
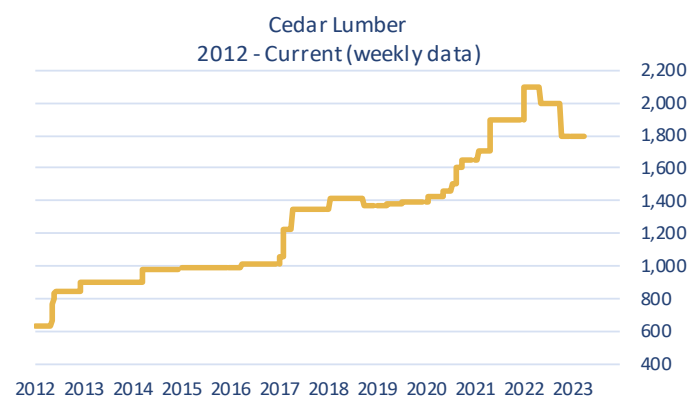
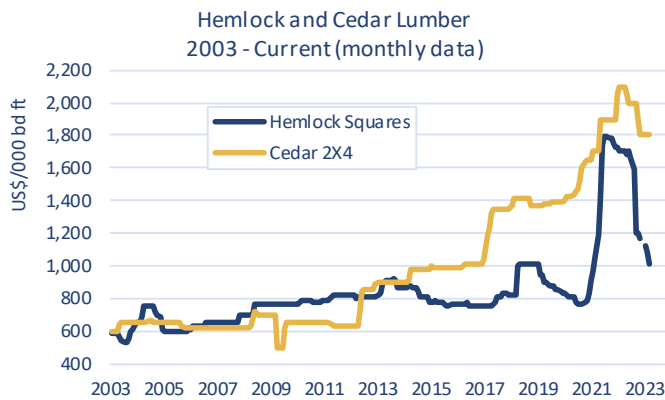
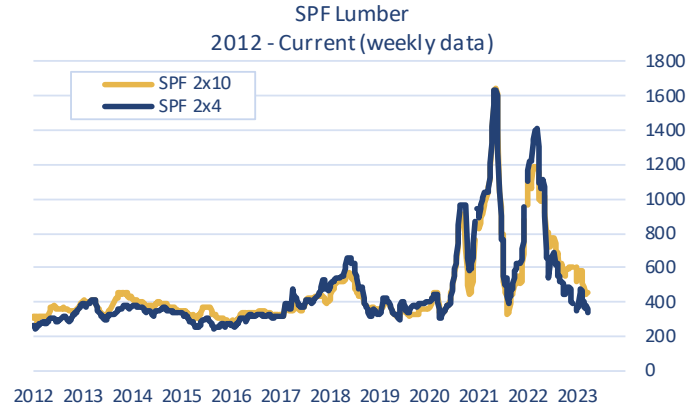
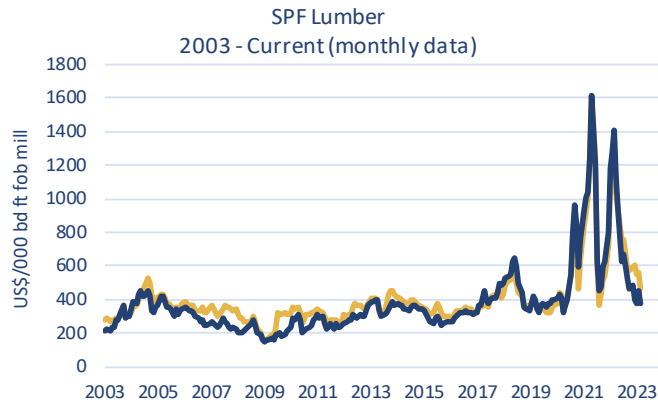


This weekly report lists the prices for selected forest industry products in British Columbia. Prices are subject to revision.

PRODUCT	Unit	Current Week 07-Apr-23	Previous Week 31-Mar-23	Previous Month's Average Mar-2023	Y-T-D Weekly Average as of 07-Apr-23	Annual Average 2022	Annual Average 2021
<b>LUMBER</b>							
<b>SPF 2x4</b> RL, KD, #2&Btr, f.o.b. mill	US\$/000 bd ft	\$335	\$356	\$373	\$394	\$814	\$881
<b>SPF Stud</b> 2X4, KD, PET, f.o.b. mill	US\$/000 bd ft	\$330	\$340	\$324	\$302	\$705	\$776
<b>SPF 2x10</b> RL, KD, #2&Btr, f.o.b. mill	US\$/000 bd ft	\$450	\$450	\$466	\$516	\$831	\$836
<b>Cedar 2x4</b> RL, Green, Std & Btr, S4S, f.o.b. mill	US\$/000 bd ft	\$1,800	\$1,800	\$1,800	\$1,800	\$1,998	\$1,828
<b>PANELS</b>							
<b>Plywood</b> CSP, 3/8", del. BC	CDN\$/000 sq ft	\$555	\$555	\$599	\$619	\$818	\$956
<b>OSB</b> 7/16" del. BC	CDN\$/000 sq ft	\$310	\$320	\$336	\$345	\$809	\$1,083
<b>EXCHANGE RATE</b>	US\$/CDN\$	0.7432	0.7358	0.7313	0.7397	0.7688	0.7977
MONTHLY PRICES	Unit	Previous Month Mar-2023	2 Months Ago Feb-2023	3 Months Ago Jan-2023	Y-T-D Average 2023	Annual Average 2022	Annual Average 2021
<b>NBSK Pulp</b> del. China	US\$/tonne	\$909	\$894	\$887	\$896	\$931	\$850
<b>Newsprint</b> del. U.S. Eastcoast	US\$/tonne	\$835	\$835	\$835	\$835	\$783	\$623
<b>Hemlock Squares *</b> 4-1/8" Green Squares 13' c&f Japan	US\$/000 bd ft	\$1,008	\$1,080	\$1,120	\$1,069	\$1,551	\$1,492
<b>Wood Pellets</b> Nordic index, industrial use	Euro/MWh CIF	-	-	-	-	-	32.54 €

- **Lumber and Panels** - Madison's Lumber Reporter, except the hemlock square prices. Retrieved from [www.madisonsreport.com](http://www.madisonsreport.com)
- **Wood Pellets** - Fastmarkets FOEX Indices and include the cost of insurance and freight (CIF). No longer available starting October 1, 2021. Retrieved from [www.foex.fi/biomass/](http://www.foex.fi/biomass/)
- **NBSK Pulp and Newsprint** - Equity Research Associates. Retrieved from [era-research.com](http://era-research.com)
- **Exchange Rate** - Bank of Canada Average of U.S. noon rate for all business days in the week. Retrieved from [www.bankofcanada.ca/rates/exchange/](http://www.bankofcanada.ca/rates/exchange/)
- **Hemlock Squares** - Forest Economics Advisors (FEA) Wood Market Monthly report. Monthly average price, since Jan. 2010. Retrieved from [www.getfea.com](http://www.getfea.com)



#### Sources:

Madison's Lumber Reporter, except FOEX Indexes Ltd (Wood Pellets), ERA (Pulp and Paper), and FEA Wood Market Monthly report (Hemlock Squares). Pulp & Newsprint for 2008-2014 are yearly average prices instead of monthly.