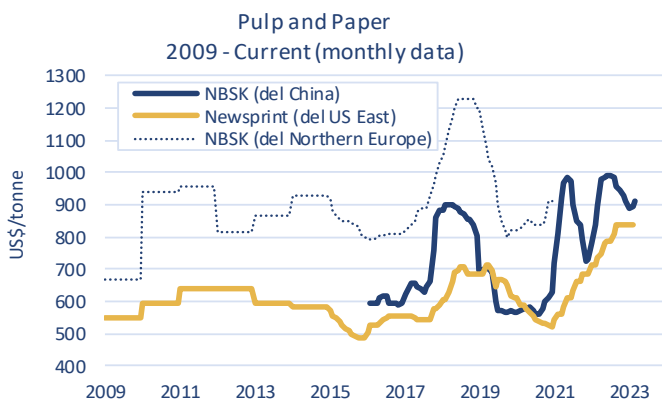
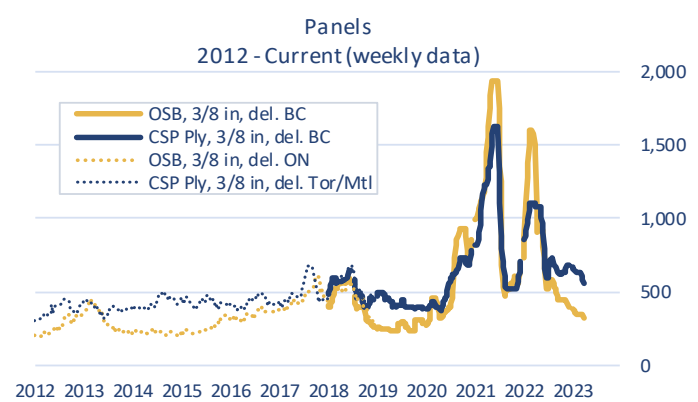
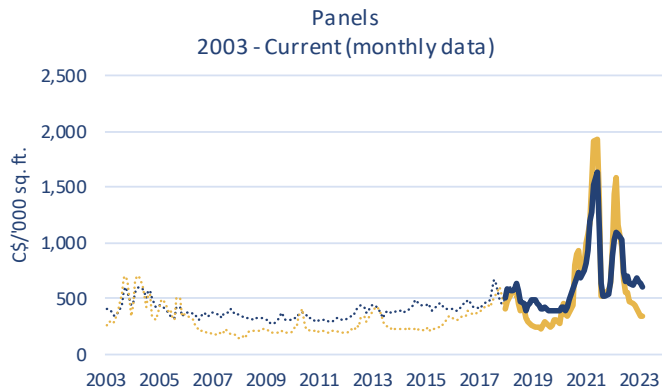
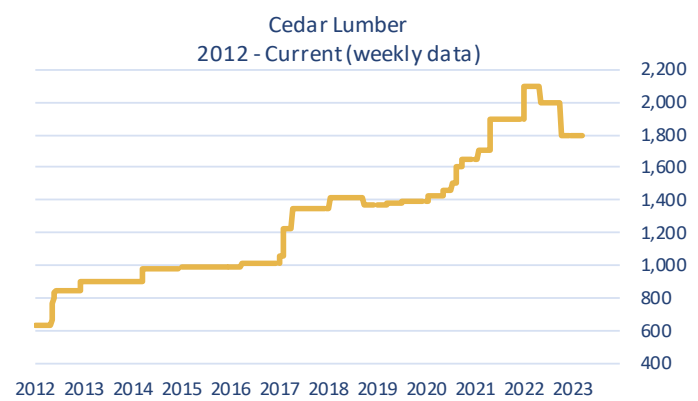
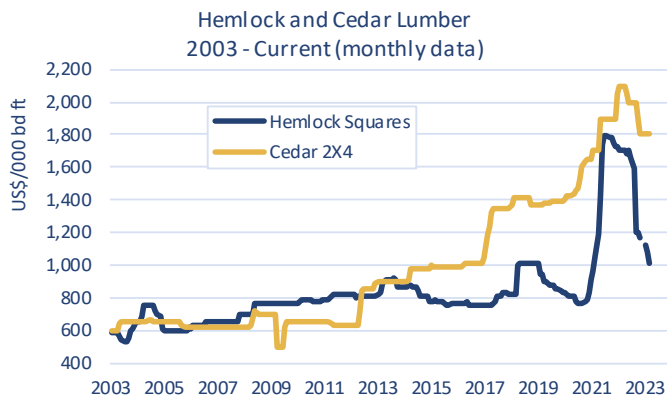
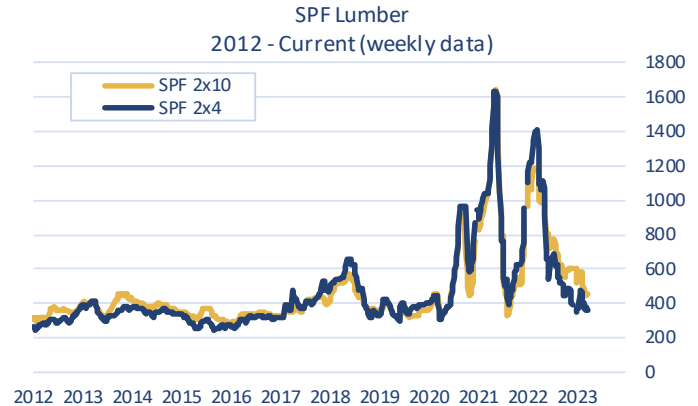
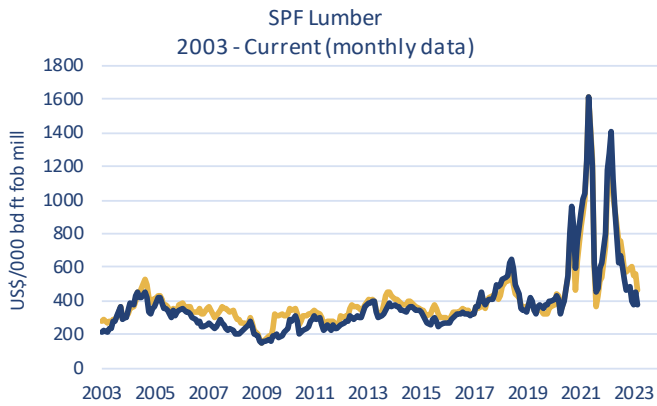


This weekly report lists the prices for selected forest industry products in British Columbia. Prices are subject to revision.

| PRODUCT | Unit | Current Week 31-Mar-23 | Previous Week 24-Mar-23 | Previous Month's Average Feb-2023 | Y-T-D Weekly Average as of 31-Mar-23 | Annual Average 2022 | Annual Average 2021 |
|--|-----------------|----------------------------|----------------------------|---|---|---------------------------|---------------------------|
| LUMBER | | | | | | | |
| SPF 2x4 RL, KD, #2&Btr, f.o.b. mill | US\$/000 bd ft | \$356 | \$380 | \$456 | \$398 | \$814 | \$881 |
| SPF Stud 2X4, KD, PET, f.o.b. mill | US\$/000 bd ft | \$340 | \$340 | \$323 | \$299 | \$705 | \$776 |
| SPF 2x10 RL, KD, #2&Btr, f.o.b. mill | US\$/000 bd ft | \$450 | \$452 | \$561 | \$521 | \$831 | \$836 |
| Cedar 2x4 RL, Green, Std & Btr, S4S, f.o.b. mill | US\$/000 bd ft | \$1,800 | \$1,800 | \$1,800 | \$1,800 | \$1,998 | \$1,828 |
| PANELS | | | | | | | |
| Plywood CSP, 3/8", del. BC | CDN\$/000 sq ft | \$555 | \$580 | \$630 | \$624 | \$818 | \$956 |
| OSB 7/16" del. BC | CDN\$/000 sq ft | \$320 | \$340 | \$340 | \$348 | \$809 | \$1,083 |
| EXCHANGE RATE | US\$/CDN\$ | 0.7358 | 0.7297 | 0.7445 | 0.7394 | 0.7688 | 0.7977 |
| MONTHLY PRICES | Unit | Previous Month Feb-2023 | 2 Months Ago Jan-2023 | 3 Months Ago Dec-2022 | Y-T-D Average 2023 | Annual Average 2022 | Annual Average 2021 |
| NBSK Pulp del. China | US\$/tonne | \$894 | \$887 | \$909 | \$896 | \$931 | \$850 |
| Newsprint del. U.S. Eastcoast | US\$/tonne | \$835 | \$835 | \$835 | \$835 | \$783 | \$623 |
| Hemlock Squares * 4-1/8" Green Squares 13' c&f Japan | US\$/000 bd ft | \$1,080 | \$1,120 | - | \$1,069 | \$1,551 | \$1,492 |
| Wood Pellets Nordic index, industrial use | Euro/MWh CIF | - | - | - | - | - | 32.54 € |

- **Lumber and Panels** - Madison's Lumber Reporter, except the hemlock square prices. Retrieved from www.madisonsreport.com
- **Wood Pellets** - Fastmarkets FOEX Indices and include the cost of insurance and freight (CIF). No longer available starting October 1, 2021. Retrieved from www.foex.fi/biomass/
- **NBSK Pulp and Newsprint** - Equity Research Associates. Retrieved from era-research.com
- **Exchange Rate** - Bank of Canada Average of U.S. noon rate for all business days in the week. Retrieved from www.bankofcanada.ca/rates/exchange/
- **Hemlock Squares** - Forest Economics Advisors (FEA) Wood Market Monthly report. Monthly average price, since Jan. 2010. Retrieved from www.getfea.com



Sources:
Madison's Lumber Reporter, except FOEX Indexes Ltd (Wood Pellets), ERA (Pulp and Paper), and FEA Wood Market Monthly report (Hemlock Squares). Pulp & Newsprint for 2008-2014 are yearly average prices instead of monthly.