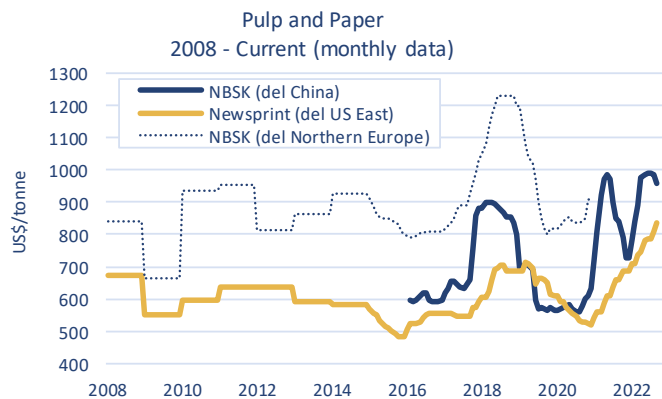
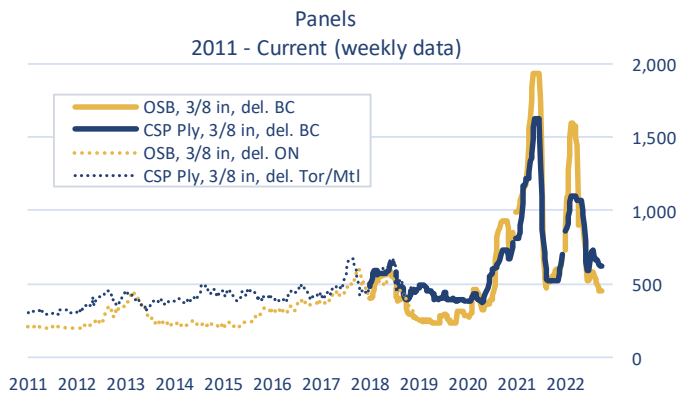
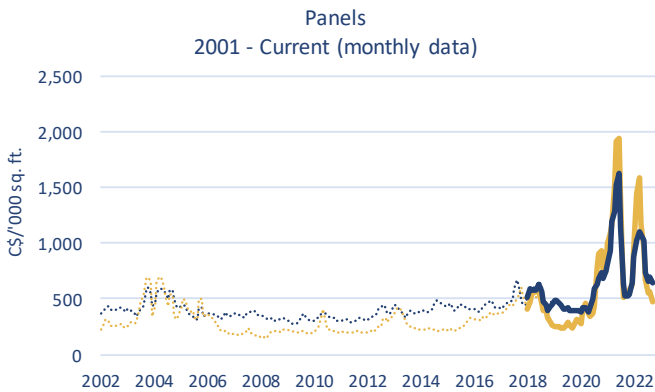
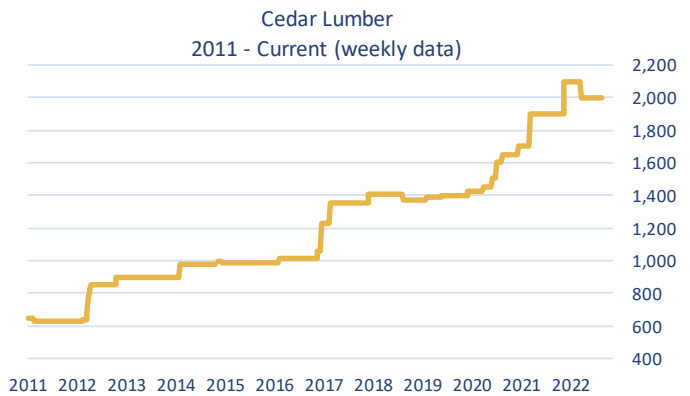
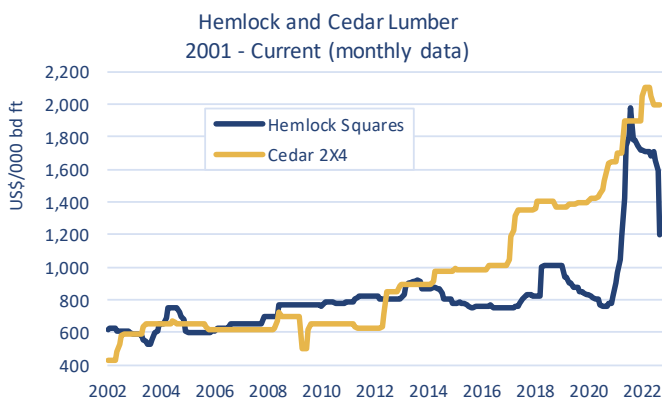
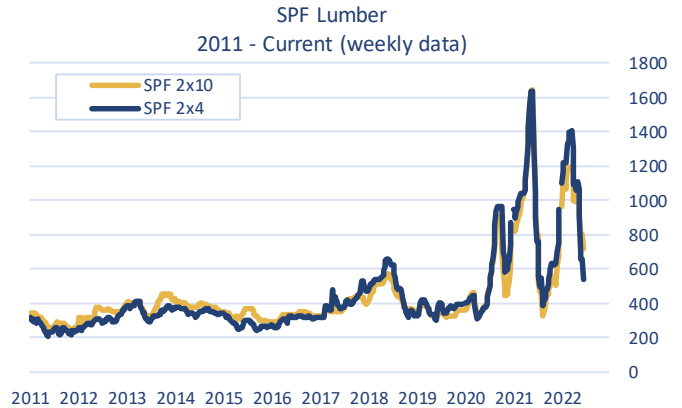
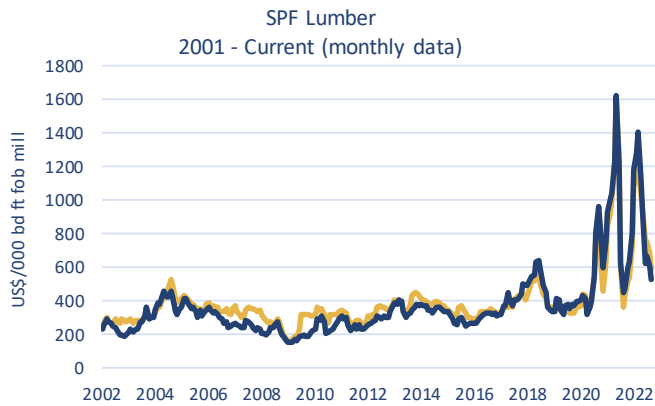


This weekly report lists the prices for selected forest industry products in British Columbia. Prices are subject to revision.

PRODUCT	Unit	Current Week 14-Oct-22	Previous Week 07-Oct-22	Previous Month's Average Sep-2022	Y-T-D Weekly Average as of 14-Oct-22	Annual Average 2021	Annual Average 2020
<b>LUMBER</b>							
<b>SPF 2x4</b> RL, KD, #2&Btr, f.o.b. mill	US\$/000 bd ft	\$445	\$445	\$524	\$893	\$881	\$567
<b>SPF Stud</b> 2X4, KD, PET, f.o.b. mill	US\$/000 bd ft	\$320	\$336	\$414	\$789	\$776	\$502
<b>SPF 2x10</b> RL, KD, #2&Btr, f.o.b. mill	US\$/000 bd ft	\$550	\$560	\$587	\$882	\$836	\$526
<b>Cedar 2x4</b> RL, Green, Std & Btr, S4S, f.o.b. mill	US\$/000 bd ft	\$2,000	\$2,000	\$2,000	\$2,041	\$1,828	\$1,507
<b>PANELS</b>							
<b>Plywood</b> CSP, 3/8", del. BC	CDN\$/000 sq ft	\$622	\$622	\$642	\$854	\$956	\$545
<b>OSB</b> 7/16" del. BC	CDN\$/000 sq ft	\$450	\$450	\$477	\$891	\$1,083	\$563
<b>EXCHANGE RATE</b>	US\$/CDN\$	0.7241	0.7320	0.7524	0.7770	0.7977	0.7460
MONTHLY PRICES	Unit	Previous Month Sep-2022	2 Months Ago Aug-2022	3 Months Ago Jul-2022	Y-T-D Average 2022	Annual Average 2021	Annual Average 2020
<b>NBSK Pulp</b> del. China	US\$/tonne	\$958	\$986	\$988	\$933	\$850	\$581
<b>Newsprint</b> del. U.S. Eastcoast	US\$/tonne	\$835	\$810	\$785	\$766	\$623	\$556
<b>Hemlock Squares *</b> 4-1/8" Green Squares 13' c&f Japan	US\$/000 bd ft	\$1,204	\$1,592	\$1,659	\$1,633	\$1,507	\$793
<b>Wood Pellets</b> Nordic index, industrial use	Euro/MWh CIF	-	-	-	-	32.54 €	34.05 €

- Lumber and Panels** - Madison's Lumber Reporter, except the hemlock square prices. Retrieved from [www.madisonsreport.com](http://www.madisonsreport.com)
- Wood Pellets** - Fastmarkets FOEX Indices and include the cost of insurance and freight (CIF). No longer available starting October 1, 2021. Retrieved from [www.foex.fi/biomass/](http://www.foex.fi/biomass/)
- NBSK Pulp and Newsprint** - Equity Research Associates. Retrieved from [era-research.com](http://era-research.com)
- Exchange Rate** - Bank of Canada Average of U.S. noon rate for all business days in the week. Retrieved from [www.bankofcanada.ca/rates/exchange/](http://www.bankofcanada.ca/rates/exchange/)
- Hemlock Squares** - Forest Economics Advisors (FEA) Wood Market Monthly report. Monthly average price, since Jan. 2010. Retrieved from [www.getfea.com](http://www.getfea.com)



#### Sources:

Madison's Lumber Reporter, except FOEX Indexes Ltd (Wood Pellets), ERA (Pulp and Paper), and FEA Wood Market Monthly report (Hemlock Squares). Pulp & Newsprint for 2008-2014 are yearly average prices instead of monthly.