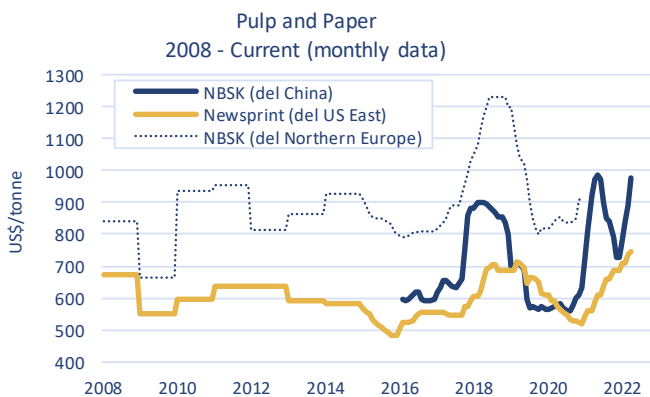
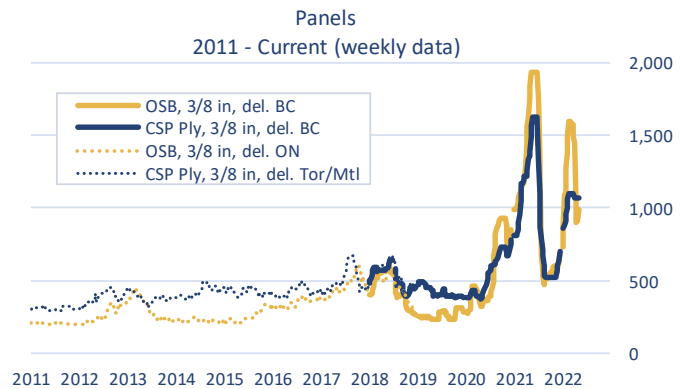
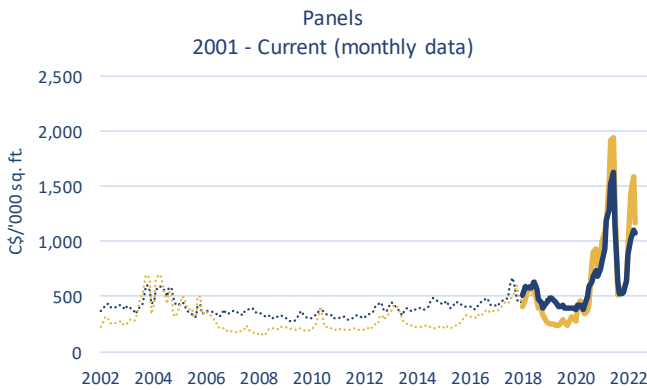
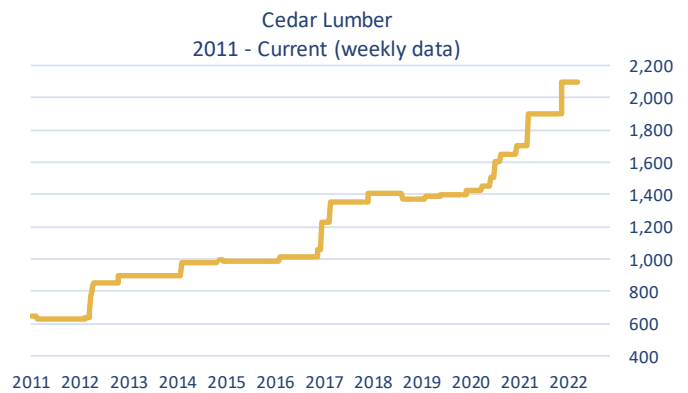
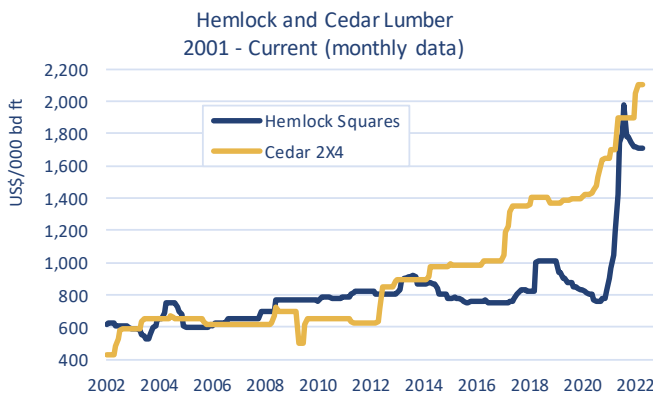
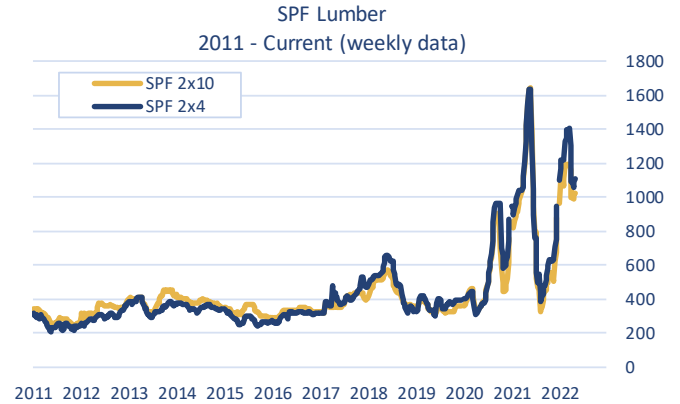
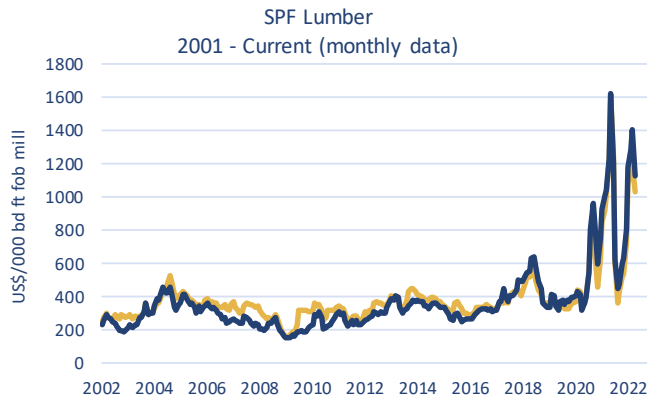


This weekly report lists the prices for selected forest industry products in British Columbia. Prices are subject to revision.

| PRODUCT | Unit | Current Week 06-May-22 | Previous Week 29-Apr-22 | Previous Month's Average Apr-2022 | Y-T-D Weekly Average as of 06-May-22 | Annual Average 2021 | Annual Average 2020 |
|--|-----------------|----------------------------|----------------------------|---|---|---------------------------|---------------------------|
| LUMBER | | | | | | | |
| SPF 2x4 RL, KD, #2&Btr, f.o.b. mill | US\$/000 bd ft | \$1,110 | \$1,090 | \$1,129 | \$1,234 | \$881 | \$567 |
| SPF Stud 2X4, KD, PET, f.o.b. mill | US\$/000 bd ft | \$1,020 | \$1,020 | \$1,095 | \$1,096 | \$776 | \$502 |
| SPF 2x10 RL, KD, #2&Btr, f.o.b. mill | US\$/000 bd ft | \$1,020 | \$1,020 | \$1,032 | \$1,102 | \$836 | \$526 |
| Cedar 2x4 RL, Green, Std & Btr, S4S, f.o.b. mill | US\$/000 bd ft | \$2,100 | \$2,100 | \$2,100 | \$2,089 | \$1,828 | \$1,507 |
| PANELS | | | | | | | |
| Plywood CSP, 3/8", del. BC | CDN\$/000 sq ft | \$1,074 | \$1,074 | \$1,079 | \$1,027 | \$956 | \$545 |
| OSB 7/16" del. BC | CDN\$/000 sq ft | \$990 | \$915 | \$1,162 | \$1,261 | \$1,083 | \$563 |
| EXCHANGE RATE | US\$/CDN\$ | 0.7781 | 0.7812 | 0.7932 | 0.7896 | 0.7977 | 0.7460 |
| MONTHLY PRICES | Unit | Previous Month Apr-2022 | 2 Months Ago Mar-2022 | 3 Months Ago Feb-2022 | Y-T-D Average 2022 | Annual Average 2021 | Annual Average 2020 |
| NBSK Pulp del. China | US\$/tonne | \$979 | \$892 | \$839 | \$872 | \$850 | \$581 |
| Newsprint del. U.S. Eastcoast | US\$/tonne | \$745 | \$735 | \$710 | \$725 | \$623 | \$556 |
| Hemlock Squares * 4-1/8" Green Squares 13' c&f Japan | US\$/000 bd ft | \$1,708 | \$1,708 | \$1,708 | \$1,712 | \$1,507 | \$793 |
| Wood Pellets Nordic index, industrial use | Euro/MWh CIF | - | - | 0.00 € | - | 32.54 € | 34.05 € |

- **Lumber and Panels** - Madison's Lumber Reporter, except the hemlock square prices. Retrieved from www.madisonsreport.com
- **Wood Pellets** - Fastmarkets FOEX Indices and include the cost of insurance and freight (CIF). No longer available starting October 1, 2021. Retrieved from www.foex.fi/biomass/
- **NBSK Pulp and Newsprint** - Equity Research Associates. Retrieved from era-research.com
- **Exchange Rate** - Bank of Canada Average of U.S. noon rate for all business days in the week. Retrieved from www.bankofcanada.ca/rates/exchange/
- **Hemlock Squares** - Forest Economics Advisors (FEA) Wood Market Monthly report. Monthly average price, since Jan. 2010. Retrieved from www.getfea.com



Sources:

Madison's Lumber Reporter, except FOEX Indexes Ltd (Wood Pellets), ERA (Pulp and Paper), and FEA Wood Market Monthly report (Hemlock Squares). Pulp & Newsprint for 2008-2014 are yearly average prices instead of monthly.