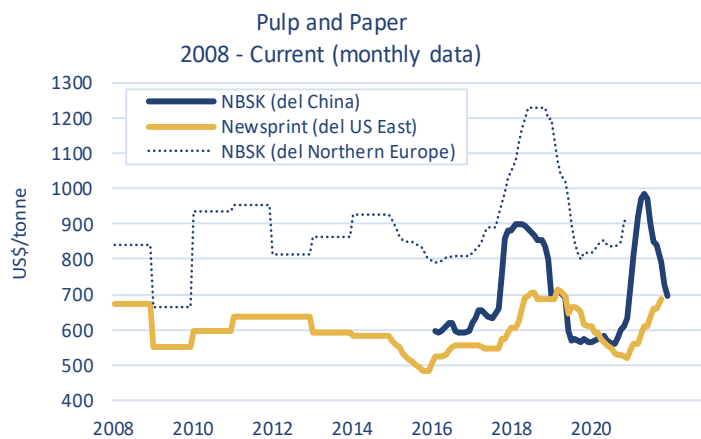
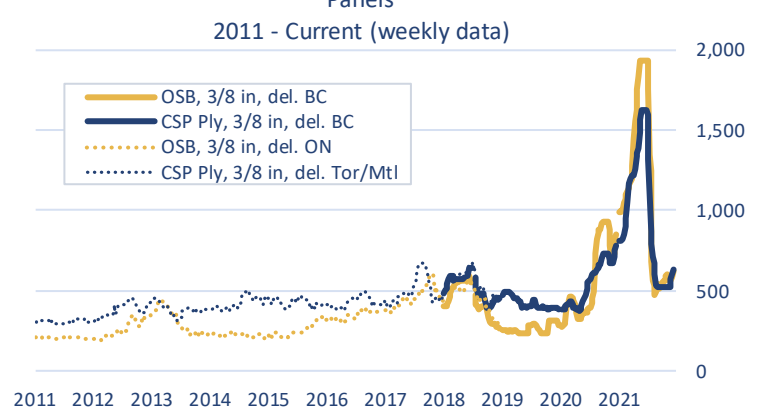
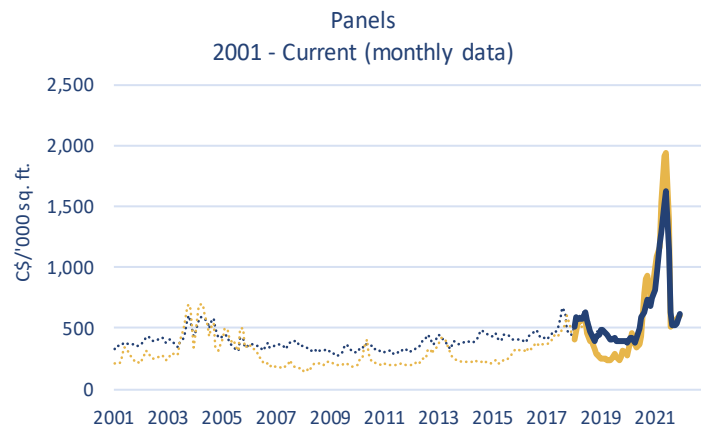
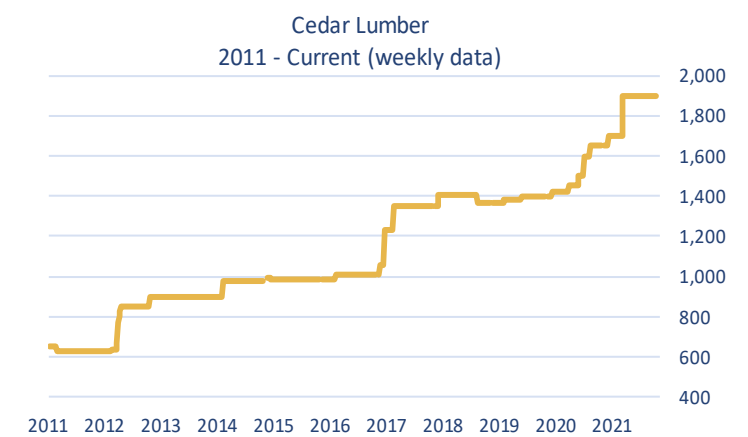
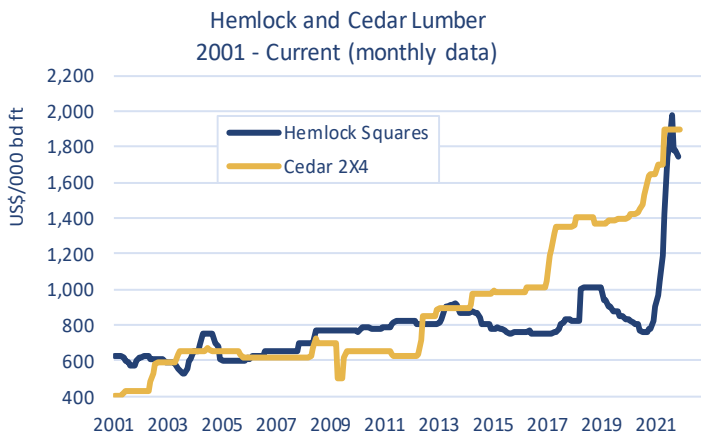
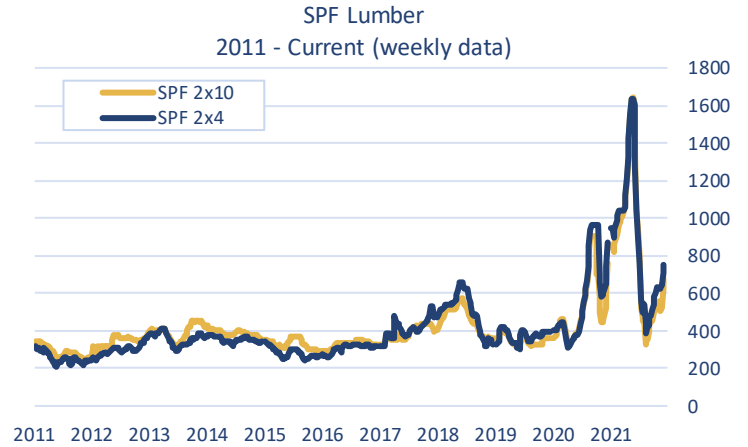
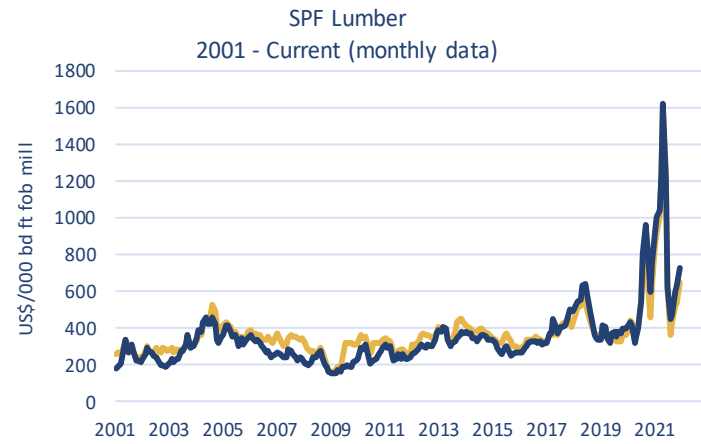


This weekly report lists the prices for selected forest industry products in British Columbia. Prices are subject to revision.

PRODUCT	Unit	Current Week 10-Dec-21	Previous Week 03-Dec-21	Previous Month's Average Nov-2021	Y-T-D Monthly Average as of Nov-2021	Annual Average 2020	Annual Average 2019
LUMBER							
SPF 2x4 RL, KD, #2&Btr, f.o.b. mill	US\$/000 bd ft	\$750	\$710	\$629	\$877	\$570	\$372
SPF Stud 2X4, KD, PET, f.o.b. mill	US\$/000 bd ft	\$595	\$545	\$420	\$773	\$505	\$272
SPF 2x10 RL, KD, #2&Btr, f.o.b. mill	US\$/000 bd ft	\$675	\$625	\$534	\$830	\$528	\$350
Cedar 2x4 RL, Green, Std & Btr, S4S, f.o.b. mill	US\$/000 bd ft	\$1,900	\$1,900	\$1,900	\$1,829	\$1,509	\$1,386
PANELS							
Plywood CSP, 3/8", del. BC	CDN\$/000 sq ft	\$630	\$605	\$537	\$945	\$548	\$423
OSB 7/16" del. BC	CDN\$/000 sq ft	\$625	\$580	\$575	\$945	\$569	\$262
EXCHANGE RATE	US\$/CDN\$	-	0.7817	0.7972	0.7979	0.7452	0.7537
MONTHLY PRICES	Unit	Previous Month Nov-2021	2 Months Ago Oct-2021	3 Months Ago Sep-2021	Y-T-D Average 2021	Annual Average 2020	Annual Average 2019
NBSK Pulp del. China	US\$/tonne	\$725	\$790	\$840	\$848	\$581	\$625
Newsprint del. U.S. Eastcoast	US\$/tonne	-	\$685	\$660	\$611	\$556	\$667
Hemlock Squares * 4-1/8" Green Squares 13' c&f Japan	US\$/000 bd ft	\$1,748	\$1,785	\$1,780	\$1,487	\$793	\$891
Wood Pellets Nordic index, industrial use	Euro/MWh CIF	-	-	31.65 €	32.54 €	34.05 €	31.71 €

- **Lumber and Panels** - Madison's Lumber Reporter, except the hemlock square** prices. Retrieved from www.madisonsreport.com
- **Wood Pellets** - Fastmarkets FOEX Indices and include the cost of insurance and freight (CIF). No longer available starting October 1, 2021. Retrieved from www.foex.fi/biomass/
- **NBSK Pulp and Newsprint** - Equity Research Associates. Retrieved from era-research.com
- **Exchange Rate** - Bank of Canada Average of U.S. noon rate for all business days in the week. Retrieved from www.bankofcanada.ca/rates/exchange/
- **Hemlock Squares** - Forest Economics Advisors (FEA) Wood Market Monthly report. Monthly average price, since Jan. 2010. Retrieved from www.getfea.com



Sources:

Madison's Lumber Reporter, except FOEX Indexes Ltd (Wood Pellets), ERA (Pulp and Paper), and FEA Wood Market Monthly report (Hemlock Squares). Pulp & Newsprint are yearly average price for 2008-2014.