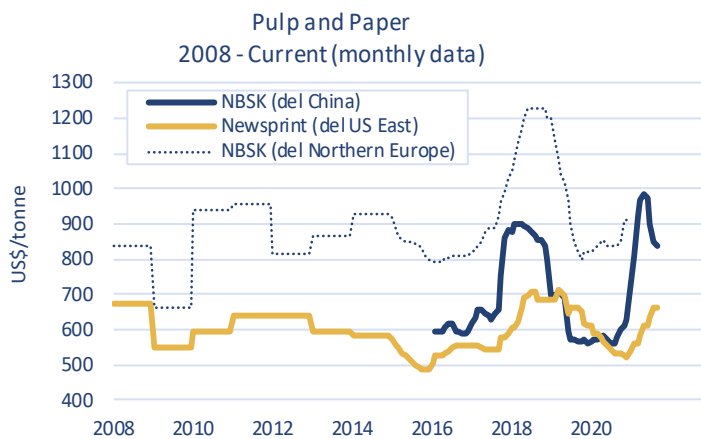
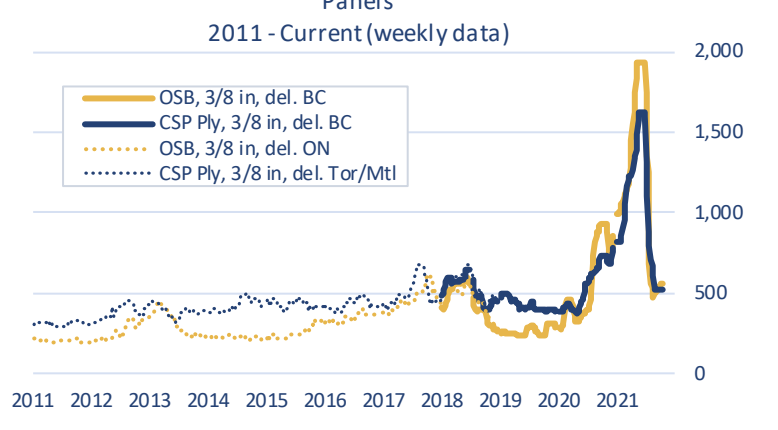
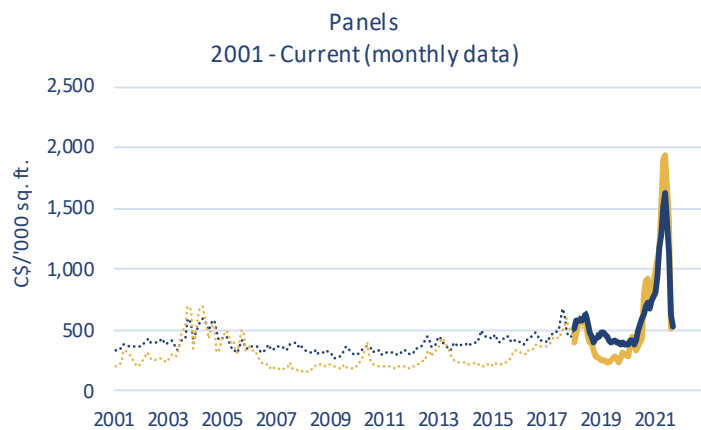
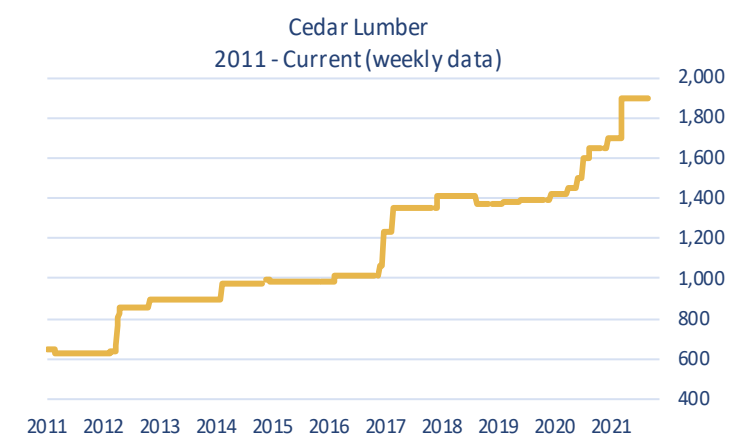
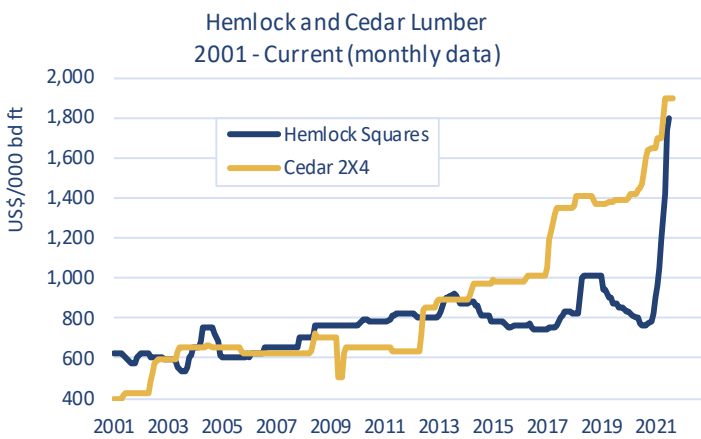
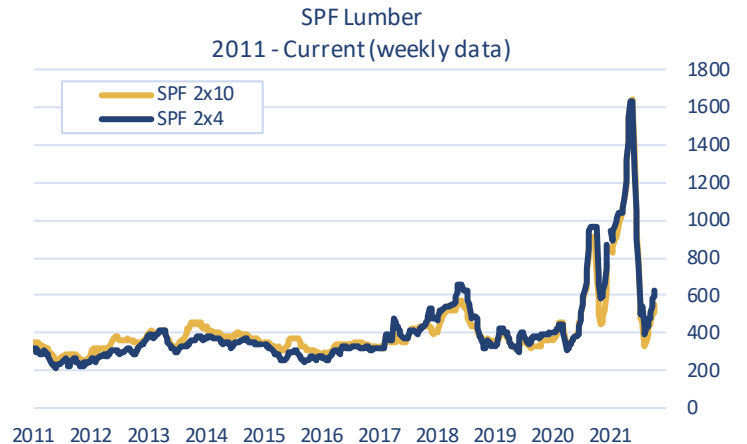
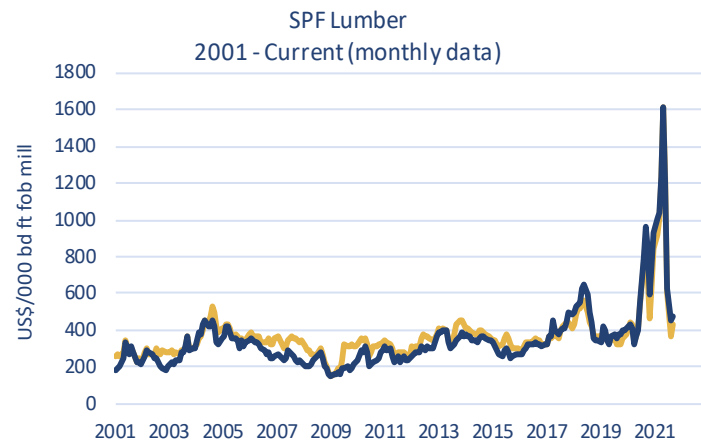


This weekly report lists the prices for selected forest industry products in British Columbia. Prices are subject to revision.

PRODUCT	Unit	Current Week 22-Oct-21	Previous Week 15-Oct-21	Previous Month's Average Sep-2021	Y-T-D Monthly Average as of Sep-2021	Annual Average 2020	Annual Average 2019
LUMBER							
SPF 2x4 RL, KD, #2&Btr, f.o.b. mill	US\$/000 bd ft	\$630	\$595	\$475	\$952	\$570	\$372
SPF Stud 2X4, KD, PET, f.o.b. mill	US\$/000 bd ft	\$420	\$410	\$305	\$876	\$505	\$272
SPF 2x10 RL, KD, #2&Btr, f.o.b. mill	US\$/000 bd ft	\$555	\$510	\$435	\$918	\$528	\$350
Cedar 2x4 RL, Green, Std & Btr, S4S, f.o.b. mill	US\$/000 bd ft	\$1,900	\$1,900	\$1,900	\$1,806	\$1,509	\$1,386
PANELS							
Plywood CSP, 3/8", del. BC	CDN\$/000 sq ft	\$525	\$525	\$525	\$1,074	\$548	\$423
OSB 7/16" del. BC	CDN\$/000 sq ft	\$560	\$560	\$524	\$1,074	\$569	\$262
EXCHANGE RATE	US\$/CDN\$	0.8092	0.8047	0.7901	0.7994	0.7452	0.7537
MONTHLY PRICES	Unit	Previous Month Sep-2021	2 Months Ago Aug-2021	3 Months Ago Jul-2021	Y-T-D Average 2021	Annual Average 2020	Annual Average 2019
NBSK Pulp del. China	US\$/tonne	\$840	\$849	\$899	\$884	\$581	\$625
Newsprint del. U.S. Eastcoast	US\$/tonne	\$660	\$660	\$635	\$602	\$556	\$667
Hemlock Squares * 4-1/8" Green Squares 13' c&f Japan	US\$/000 bd ft	\$1,780	-	\$1,796	\$1,356	\$793	\$891
Wood Pellets Nordic index, industrial use	Euro/MWh CIF	-	31.46 €	31.23 €	32.73 €	34.05 €	31.71 €

- **Lumber and Panels** - Madison's Lumber Reporter, except the hemlock square** prices. Retrieved from www.madisonsreport.com
- **Wood Pellets** - Fastmarkets FOEX Indices and include the cost of insurance and freight (CIF). No longer available starting October 1, 2021. Retrieved from www.foex.fi/biomass/
- **NBSK Pulp and Newsprint** - Equity Research Associates. Retrieved from era-research.com
- **Exchange Rate** - Bank of Canada Average of U.S. noon rate for all business days in the week. Retrieved from www.bankofcanada.ca/rates/exchange/
- **Hemlock Squares** - Forest Economics Advisors (FEA) Wood Market Monthly report. Monthly average price, since Jan. 2010. Retrieved from www.getfea.com



Sources:
Madison's Lumber Reporter, except FOEX Indexes Ltd (Wood Pellets), ERA (Pulp and Paper), and FEA Wood Market Monthly report (Hemlock Squares). Pulp & Newsprint are yearly average price for 2008-2014.