Ministry of Forests, Lands, Natural Resource Operations and Rural Development

British Columbia Forest Product Prices

Selected Statistics for the week ending June 11, 2021

This weekly report lists the prices for selected forest industry products in British Columbia. Prices are subject to revision.

PRODUCT	Unit	Current Week 18-Jun-21	Previous Week 11-Jun-21	Previous Month's Average May-21	Y-T-D Monthly Average 2021	Annual Average 2020	Annual Average 2019
LUMBER							
SPF 2x4 RL, KD, #2&Btr, f.o.b. mill	US$/000 bd ft	$1,048	$1,275	$1,618	$1,164	$570	$372
SPF Stud 2X4, KD, PET, f.o.b. mill	US$/000 bd ft	$1,075	$1,266	$1,489	$1,126	$505	$272
SPF 2x10 RL, KD, #2&Btr, f.o.b. mill	US$/000 bd ft	$1,035	$1,400	$1,612	$1,121	$528	$350
Cedar 2x4 RL, Green, Std & Btr, S4S, f.o.b. mill	US$/000 bd ft	$1,900	$1,900	$1,900	$1,730	$1,509	$1,386
PANELS							
Plywood CSP, 3/8", del. BC	CDN$/000 sq ft	$1,630	$1,630	$1,519	$1,149	$548	$423
OSB 7/16" del. BC	CDN$/000 sq ft	$1,935	$1,935	$1,910	$1,149	$569	$262
EXCHANGE RATE	US$/CDN$	0.8160	0.8264	0.8237	0.7982	0.7452	0.7537

MONTHLY PRICES	Unit	Previous Month May-21	2 Months Ago Apr-21	3 Months Ago Mar-21	Y-T-D Average 2021	Annual Average 2020	Annual Average 2019
NBSK Pulp del. China	US$/tonne	$984	$970	$921	$880	$581	$625
Newsprint del. U.S. Eastcoast	US$/tonne	$610	$585	$560	$571	$556	$667
Hemlock Squares ** 4-1/8" Green Squares 13' c&f Japan	US$/000 bd ft	$1,422	$1,188	$1,049	$1,106	$793	$891
Wood Pellets Nordic index, industrial use	Euro/MWh CIF	32.37 €	32.17 €	34.08 €	33.47 €	34.05 €	31.71 €

- ***Lumber and Panels*** - Madison's Lumber Reporter, except the hemlock square** prices. Retrieved from *www.madisonsreport.com*
- ***Wood Pellets and Historic Softwood Chips*** - FOEX Indexes where yearly prices estimated from quarterly charts. Pellets include cost of insurance and freight (CIF). Retrieved from *www.foex.fi/biomass/*
- ***NBSK Pulp and Newsprint*** - Equity Research Associates. Retrieved from *era-research.com*
- ***Exchange Rate*** - Bank of Canada Average of U.S. noon rate for all business days in the week. Retrieved from *www.bankofcanada.ca/rates/exchange/*
- ***Hemlock Squares*** - Forest Economics Advisors (FEA) Wood Market Monthly report. Monthly average price, since Jan. 2010. Retrieved from *www.getfea.com*

Ministry of Forests, Lands, Natural Resource Operations and Rural Development

British Columbia Forest Product Prices

Selected Statistics for the week ending June 11, 2021

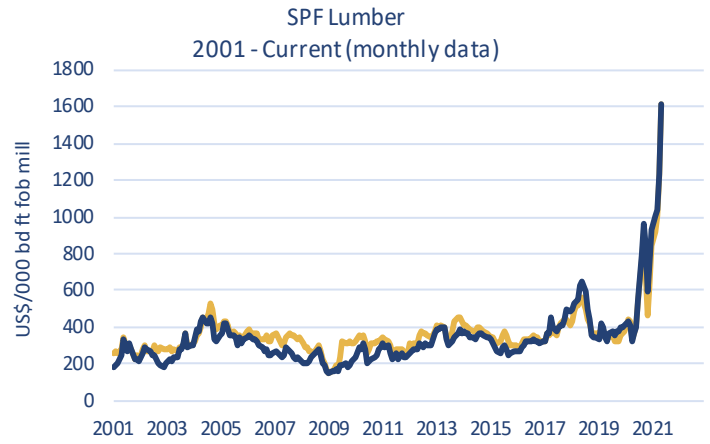

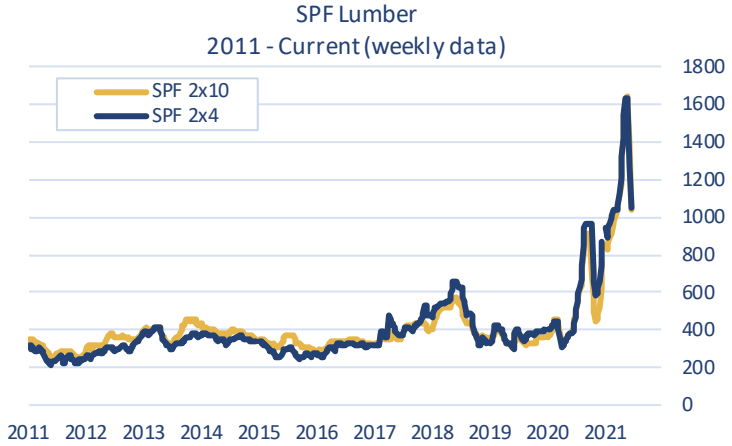

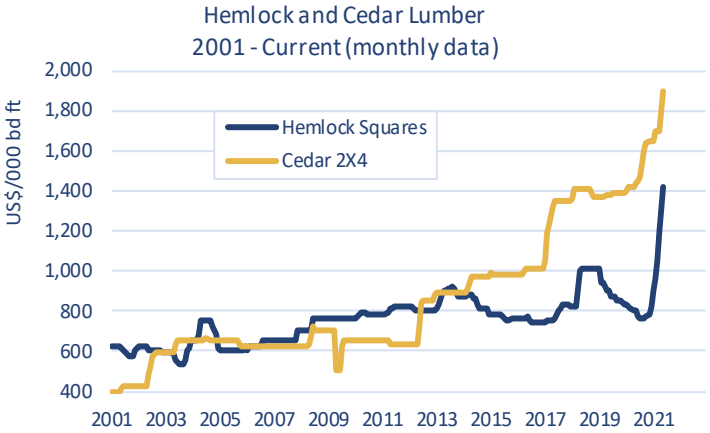

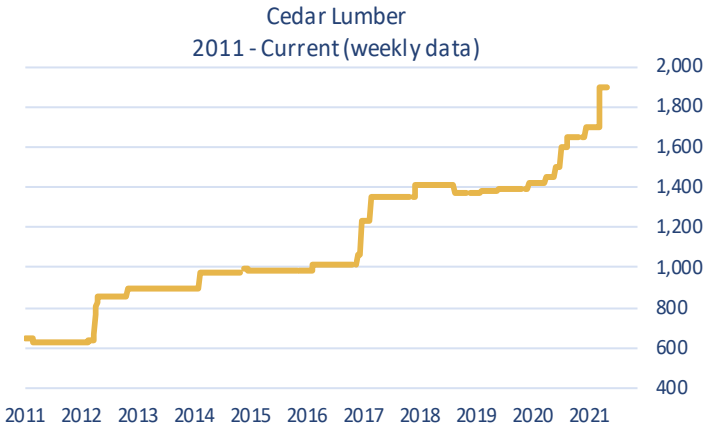

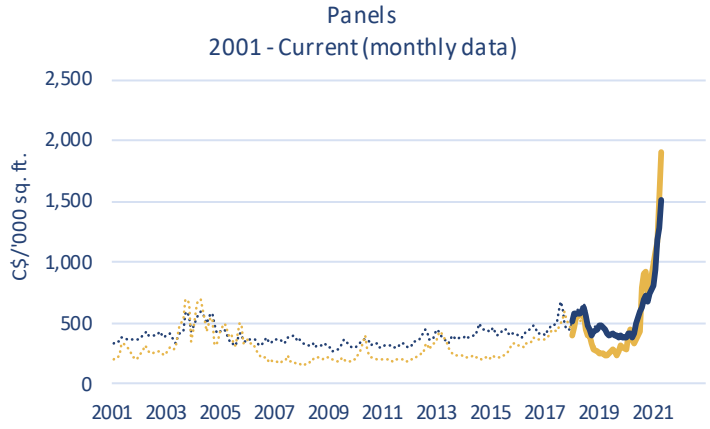

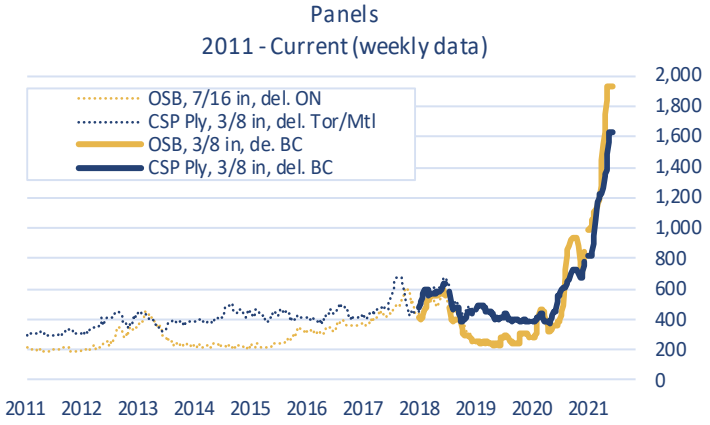

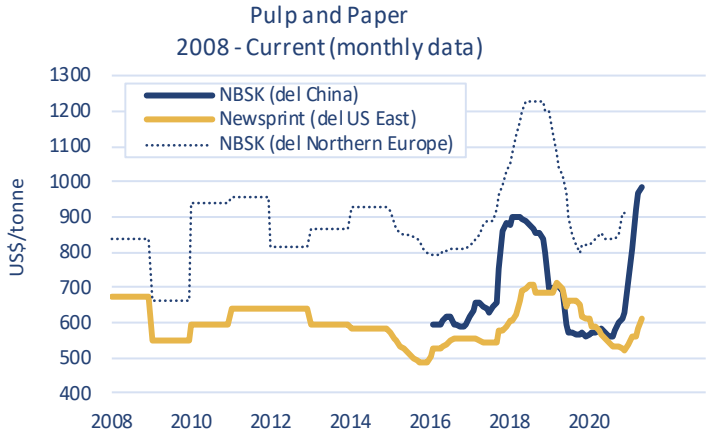

Sources:

Madison's Lumber Reporter, except FOEX Indexes Ltd (Wood Pellets), ERA (Pulp and Paper), and FEA Wood Market Monthly report (Hemlock Squares). Pulp & Newsprint are yearly average price for 2008-2014.