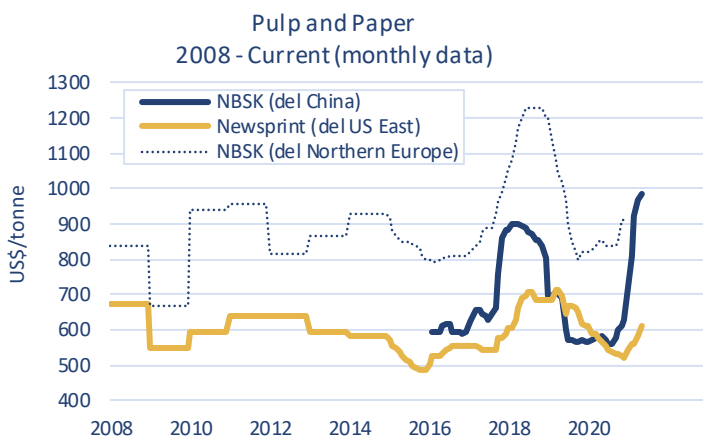
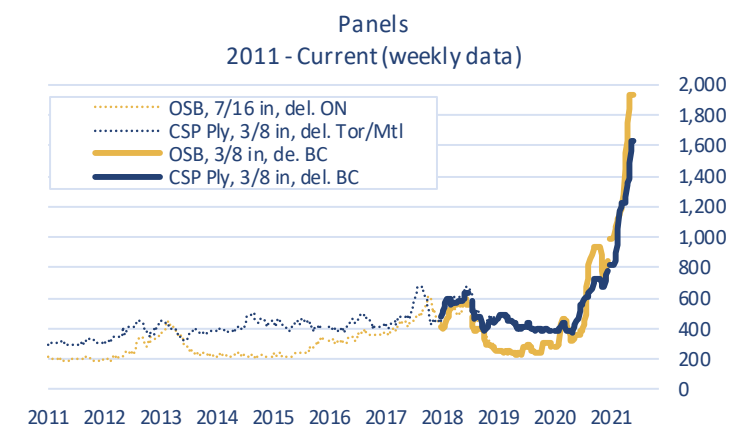
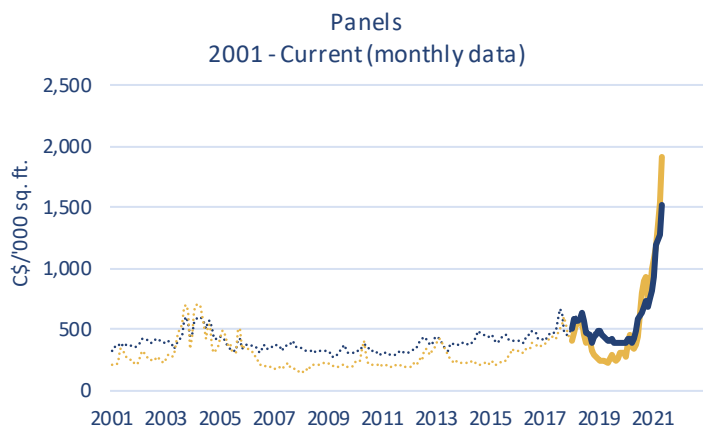
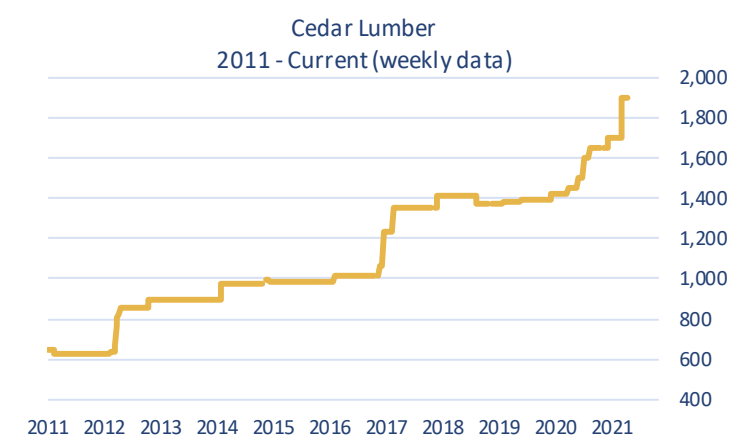
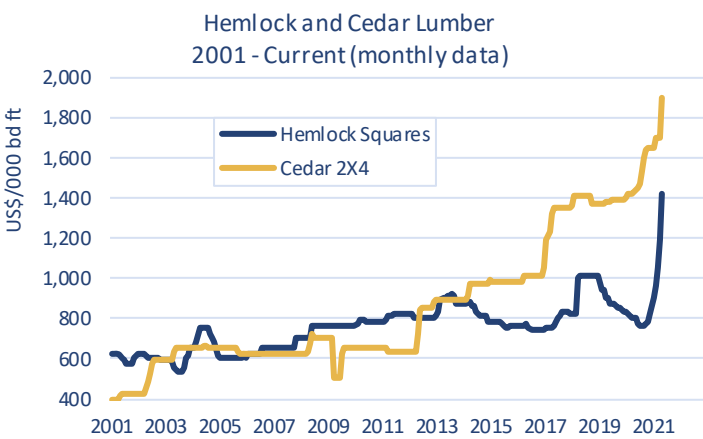
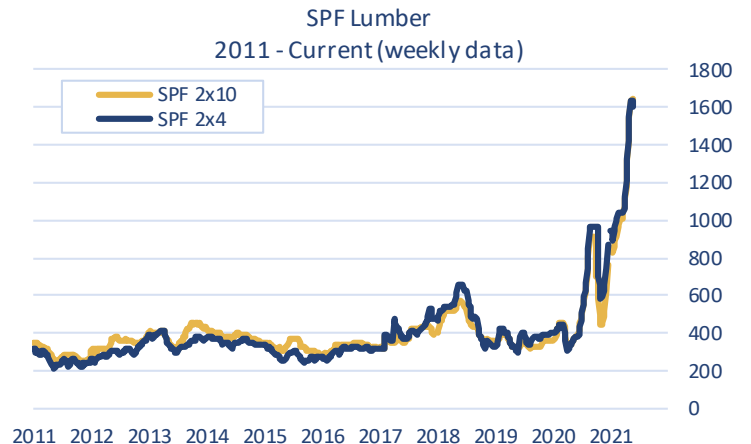
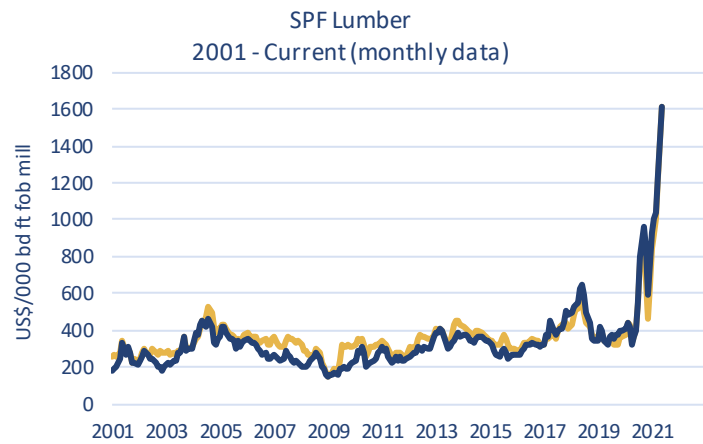


This weekly report lists the prices for selected forest industry products in British Columbia. Prices are subject to revision.

PRODUCT	Unit	Current Week 04-Jun-21	Previous Week 28-May-21	Previous Month's Average May-21	Y-T-D Monthly Average 2021	Annual Average 2020	Annual Average 2019
LUMBER							
SPF 2x4 RL, KD, #2&Btr, f.o.b. mill	US\$/000 bd ft	\$1,600	\$1,640	\$1,618	\$1,164	\$570	\$372
SPF Stud 2X4, KD, PET, f.o.b. mill	US\$/000 bd ft	\$1,526	\$1,526	\$1,489	\$1,126	\$505	\$272
SPF 2x10 RL, KD, #2&Btr, f.o.b. mill	US\$/000 bd ft	\$1,610	\$1,642	\$1,612	\$1,121	\$528	\$350
Cedar 2x4 RL, Green, Std & Btr, S4S, f.o.b. mill	US\$/000 bd ft	\$1,900	\$1,900	\$1,900	\$1,730	\$1,509	\$1,386
PANELS							
Plywood CSP, 3/8", del. BC	CDN\$/000 sq ft	\$1,630	\$1,630	\$1,519	\$1,149	\$548	\$423
OSB 7/16" del. BC	CDN\$/000 sq ft	\$1,935	\$1,935	\$1,910	\$1,149	\$569	\$262
EXCHANGE RATE	US\$/CDN\$	0.8285	0.8277	0.8237	0.7982	0.7452	0.7537
MONTHLY PRICES	Unit	Previous Month May-21	2 Months Ago Apr-21	3 Months Ago Mar-21	Y-T-D Average 2021	Annual Average 2020	Annual Average 2019
NBSK Pulp del. China	US\$/tonne	\$984	\$970	\$921	\$880	\$581	\$625
Newsprint del. U.S. Eastcoast	US\$/tonne	\$610	\$585	\$560	\$571	\$556	\$667
Hemlock Squares** 4-1/8" Green Squares 13' c&f Japan	US\$/000 bd ft	\$1,422	\$1,188	\$1,049	\$1,106	\$793	\$891
Wood Pellets Nordic index, industrial use	Euro/MWh CIF	32.37 €	32.17 €	34.08 €	33.47 €	34.05 €	31.71 €

- **Lumber and Panels** - Madison's Lumber Reporter, except the hemlock square** prices. Retrieved from www.madisonsreport.com
- **Wood Pellets and Historic Softwood Chips** - FOEX Indexes where yearly prices estimated from quarterly charts. Pellets include cost of insurance and freight (CIF). Retrieved from www.foex.fi/biomass/
- **NBSK Pulp and Newsprint** - Equity Research Associates. Retrieved from era-research.com
- **Exchange Rate** - Bank of Canada Average of U.S. noon rate for all business days in the week. Retrieved from www.bankofcanada.ca/rates/exchange/
- **Hemlock Squares** - Forest Economics Advisors (FEA) Wood Market Monthly report. Monthly average price, since Jan. 2010. Retrieved from www.getfea.com



Sources:

Madison's Lumber Reporter, except FOEX Indexes Ltd (Wood Pellets), ERA (Pulp and Paper), and FEA Wood Market Monthly report (Hemlock Squares). Pulp & Newsprint are yearly average price for 2008-2014.