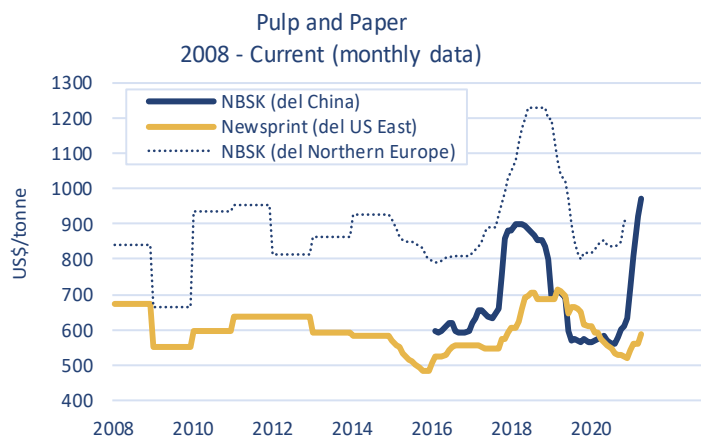
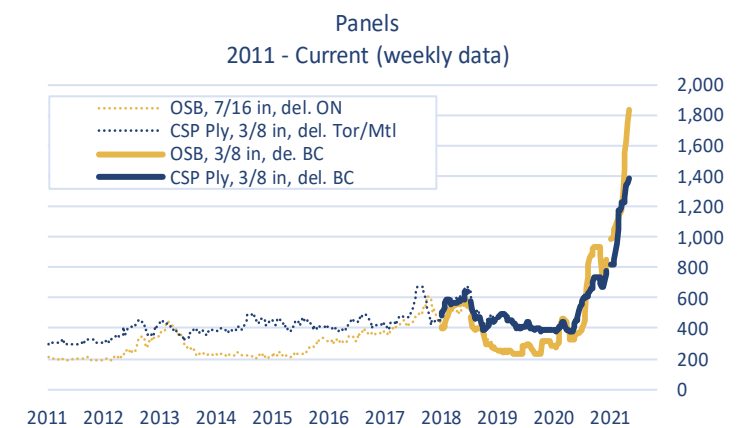
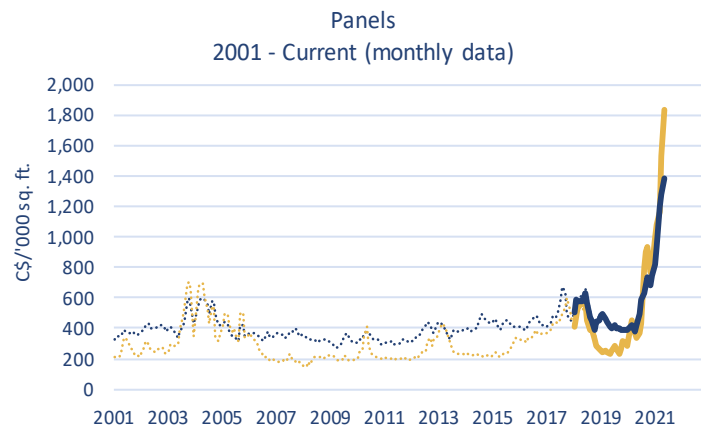
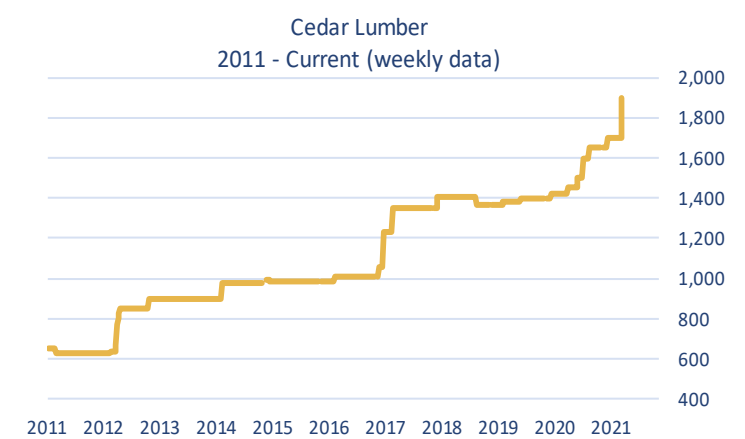
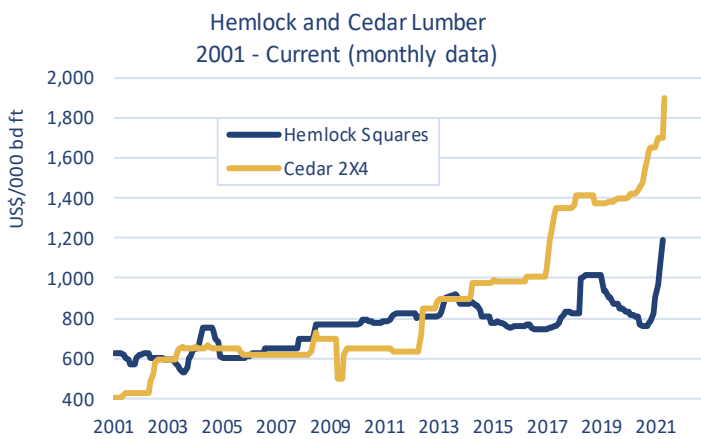
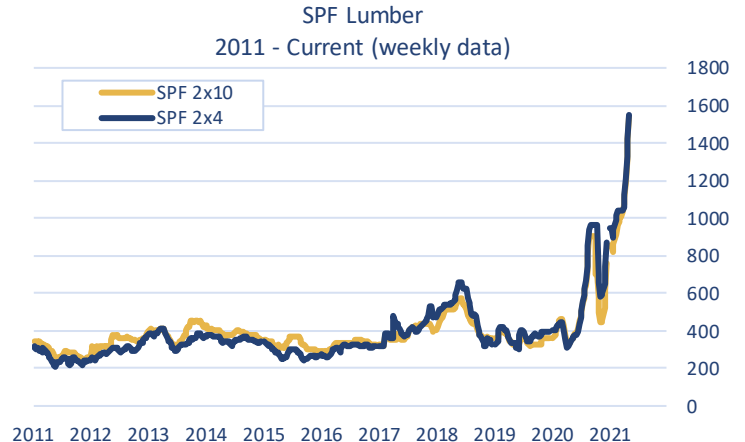
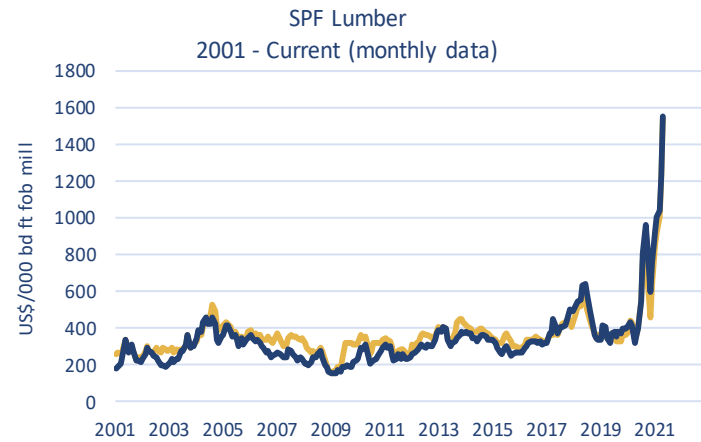


This weekly report lists the prices for selected forest industry products in British Columbia. Prices are subject to revision.

PRODUCT	Unit	Current Week 07-May-21	Previous Week 30-Apr-21	Previous Month's Average Apr-21	Y-T-D Monthly Average 2021	Annual Average 2020	Annual Average 2019
<b>LUMBER</b>							
<b>SPF 2x4</b> RL, KD, #2&Btr, f.o.b. mill	US\$/000 bd ft	\$1,550	\$1,420	\$1,230	\$1,150	\$570	\$372
<b>SPF Stud</b> 2X4, KD, PET, f.o.b. mill	US\$/000 bd ft	\$1,416	\$1,316	\$1,172	\$1,112	\$505	\$272
<b>SPF 2x10</b> RL, KD, #2&Btr, f.o.b. mill	US\$/000 bd ft	\$1,542	\$1,412	\$1,219	\$1,107	\$528	\$350
<b>Cedar 2x4</b> RL, Green, Std & Btr, S4S, f.o.b. mill	US\$/000 bd ft	\$1,900	\$1,700	\$1,700	\$1,730	\$1,509	\$1,386
<b>PANELS</b>							
<b>Plywood</b> CSP, 3/8", del. BC	CDN\$/000 sq ft	\$1,385	\$1,357	\$1,281	\$1,122	\$548	\$423
<b>OSB</b> 7/16" del. BC	CDN\$/000 sq ft	\$1,835	\$1,750	\$1,532	\$1,122	\$569	\$262
<b>EXCHANGE RATE</b>	US\$/CDN\$	0.8150	0.8083	0.7990	0.7964	0.7452	0.7537
MONTHLY PRICES	Unit	Previous Month Apr-21	2 Months Ago Mar-21	3 Months Ago Feb-21	Y-T-D Average 2021	Annual Average 2020	Annual Average 2019
<b>NBSK Pulp</b> del. China	US\$/tonne	\$970	\$921	\$807	\$855	\$581	\$625
<b>Newsprint</b> del. U.S. Eastcoast	US\$/tonne	\$585	\$560	\$560	\$561	\$556	\$667
<b>Hemlock Squares**</b> 4-1/8" Green Squares 13' c&f Japan	US\$/000 bd ft	\$1,188	\$1,049	\$964	\$1,027	\$793	\$891
<b>Wood Pellets</b> Nordic index, industrial use	Euro/MWh CIF	32.17 €	34.08 €	35.02 €	33.74 €	34.05 €	31.71 €

- Lumber and Panels** - Madison's Lumber Reporter, except the hemlock square\*\* prices. Retrieved from [www.madisonsreport.com](http://www.madisonsreport.com)
- Wood Pellets and Historic Softwood Chips** - FOEX Indexes where yearly prices estimated from quarterly charts. Pellets include cost of insurance and freight (CIF). Retrieved from [www.foex.fi/biomass/](http://www.foex.fi/biomass/)
- NBSK Pulp and Newsprint** - Equity Research Associates. Retrieved from [era-research.com](http://era-research.com)
- Exchange Rate** - Bank of Canada Average of U.S. noon rate for all business days in the week. Retrieved from [www.bankofcanada.ca/rates/exchange/](http://www.bankofcanada.ca/rates/exchange/)
- Hemlock Squares** - Wood Markets Monthly International Report monthly average price, since Jan. 2010. Retrieved from [www.woodmarkets.com](http://www.woodmarkets.com)



**Sources:**  
Madison's Lumber Reporter, except FOEX Indexes Ltd (Wood Pellets), ERA (Pulp and Paper), and Wood Markets Monthly International Report (Hemlock Squares). Pulp & Newsprint are yearly average price for 2008-2014.