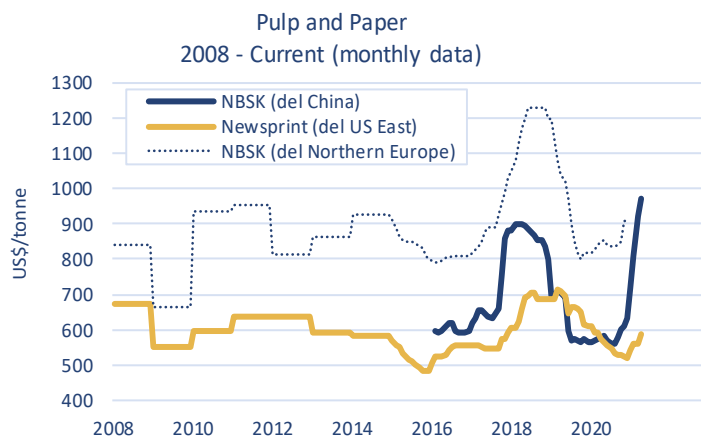
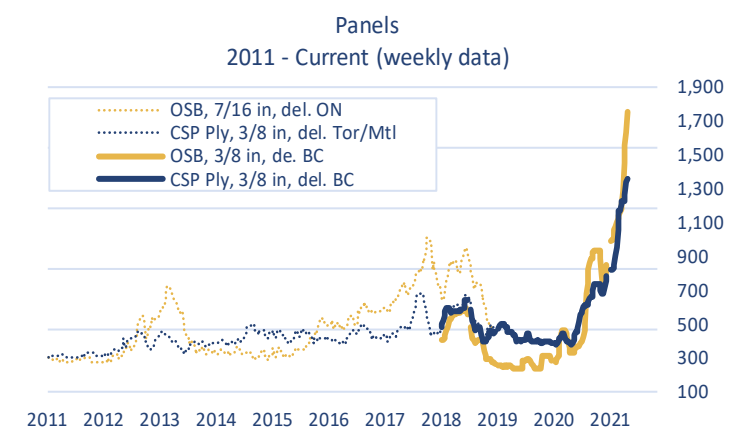
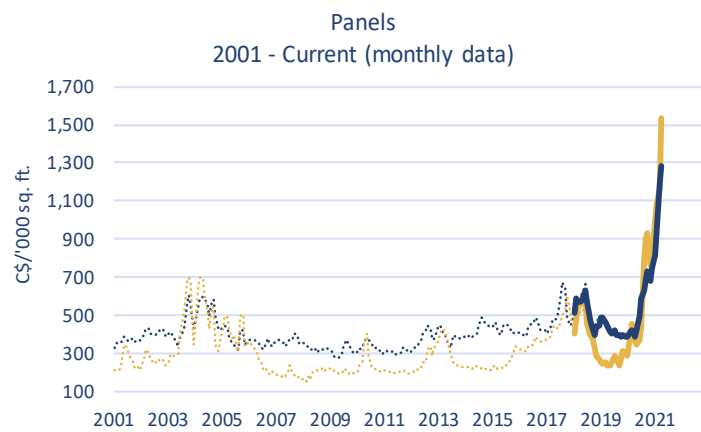
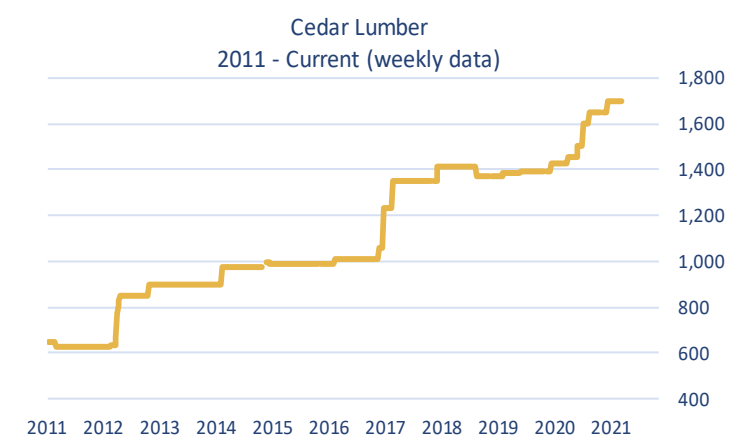
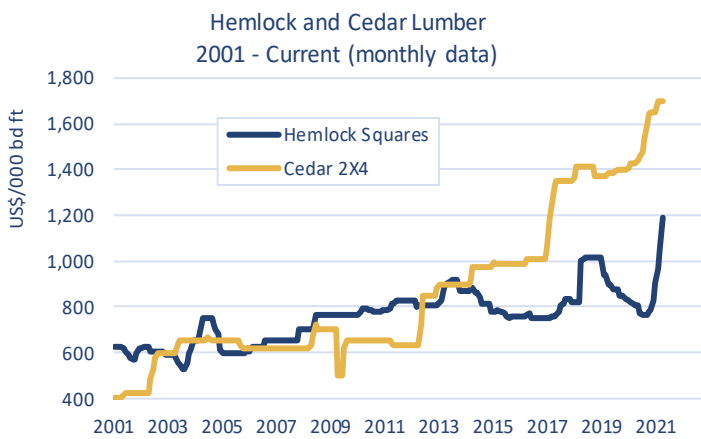
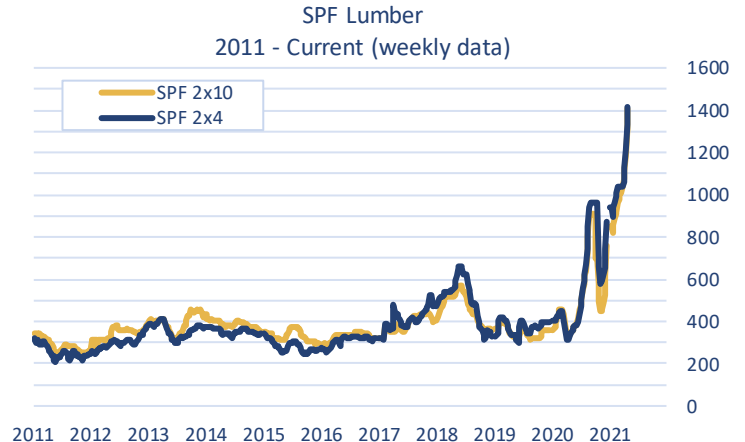
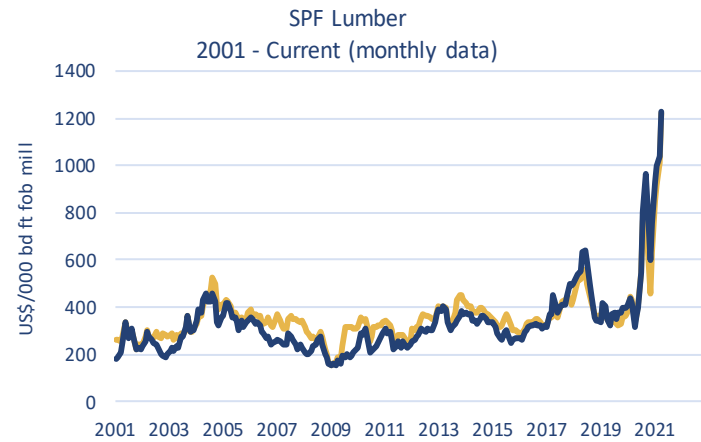


This weekly report lists the prices for selected forest industry products in British Columbia. Prices are subject to revision.

PRODUCT	Unit	Current Week 30-Apr-21	Previous Week 23-Apr-21	Previous Month's Average Mar-21	Y-T-D Monthly Average 2021	Annual Average 2020	Annual Average 2019
LUMBER							
SPF 2x4 RL, KD, #2&Btr, f.o.b. mill	US\$/000 bd ft	\$1,420	\$1,330	\$1,040	\$1,050	\$570	\$372
SPF Stud 2X4, KD, PET, f.o.b. mill	US\$/000 bd ft	\$1,316	\$1,226	\$1,040	\$1,036	\$505	\$272
SPF 2x10 RL, KD, #2&Btr, f.o.b. mill	US\$/000 bd ft	\$1,412	\$1,312	\$1,009	\$998	\$528	\$350
Cedar 2x4 RL, Green, Std & Btr, S4S, f.o.b. mill	US\$/000 bd ft	\$1,700	\$1,700	\$1,700	\$1,688	\$1,509	\$1,386
PANELS							
Plywood CSP, 3/8", del. BC	CDN\$/000 sq ft	\$1,357	\$1,340	\$1,191	\$1,057	\$548	\$423
OSB 7/16" del. BC	CDN\$/000 sq ft	\$1,750	\$1,625	\$1,169	\$1,057	\$569	\$262
EXCHANGE RATE	US\$/CDN\$	0.8083	0.7987	0.7952	0.7918	0.7452	0.7537
MONTHLY PRICES	Unit	Previous Month Mar-21	2 Months Ago Feb-21	3 Months Ago Jan-21	Y-T-D Average 2021	Annual Average 2020	Annual Average 2019
NBSK Pulp del. China	US\$/tonne	\$921	\$807	\$720	\$855	\$581	\$625
Newsprint del. U.S. Eastcoast	US\$/tonne	\$560	\$560	\$540	\$561	\$556	\$667
Hemlock Squares** 4-1/8" Green Squares 13' c&f Japan	US\$/000 bd ft	\$1,049	\$964	\$905	\$1,027	\$793	\$891
Wood Pellets Nordic index, industrial use	Euro/MWh CIF	34.08 €	35.02 €	33.70 €	33.74 €	34.05 €	31.71 €

- **Lumber and Panels** - Madison's Lumber Reporter, except the hemlock square** prices. Retrieved from www.madisonsreport.com
- **Wood Pellets and Historic Softwood Chips** - FOEX Indexes where yearly prices estimated from quarterly charts. Pellets include cost of insurance and freight (CIF). Retrieved from www.foex.fi/biomass/
- **NBSK Pulp and Newsprint** - Equity Research Associates. Retrieved from era-research.com
- **Exchange Rate** - Bank of Canada Average of U.S. noon rate for all business days in the week. Retrieved from www.bankofcanada.ca/rates/exchange/
- **Hemlock Squares** - Wood Markets Monthly International Report monthly average price, since Jan. 2010. Retrieved from www.woodmarkets.com



Sources:
Madison's Lumber Reporter, except FOEX Indexes Ltd (Wood Pellets), ERA (Pulp and Paper), and Wood Markets Monthly International Report (Hemlock Squares). Pulp & Newsprint are yearly average price for 2008-2014.