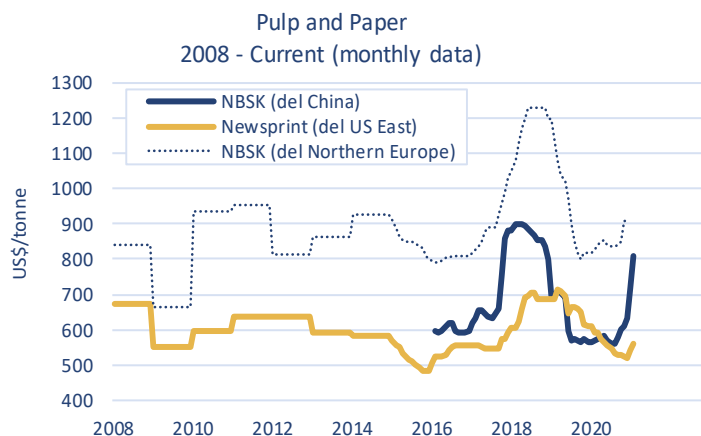
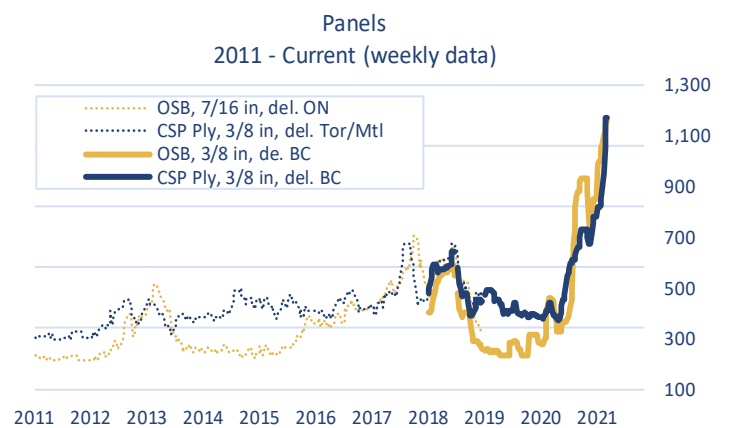
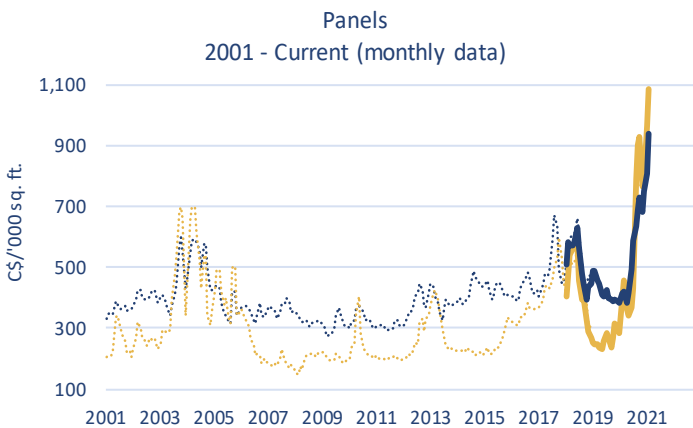
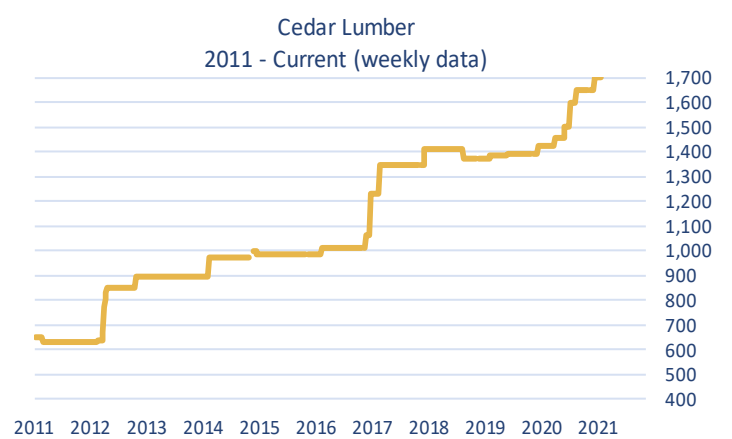
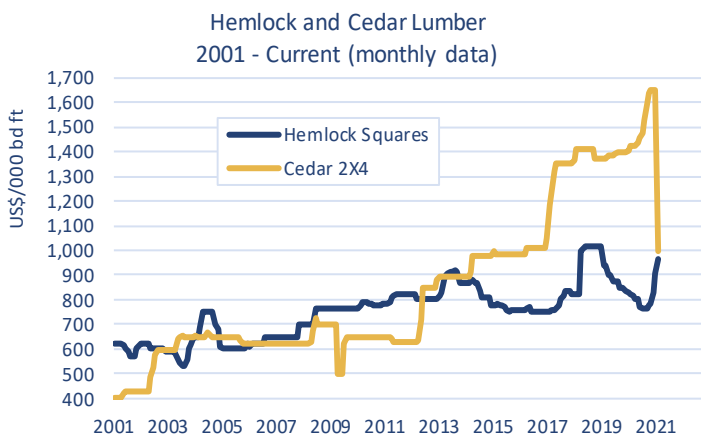
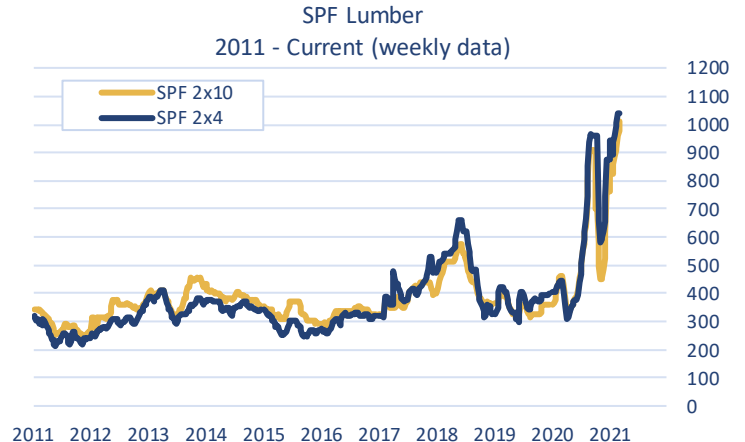
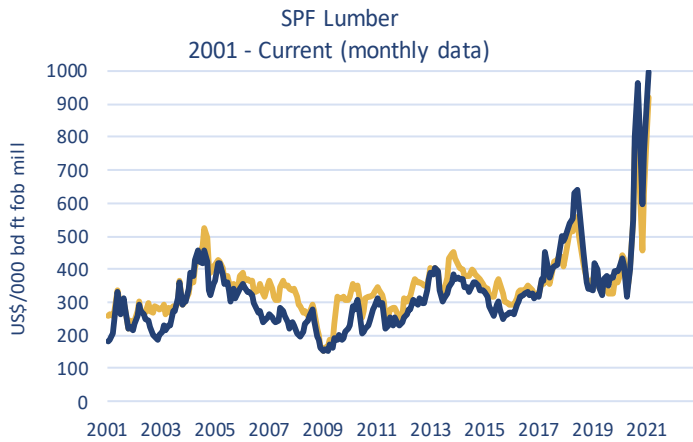


This weekly report lists the prices for selected forest industry products in British Columbia. Prices are subject to revision.

PRODUCT	Unit	Current Week 12-Mar-21	Previous Week 05-Mar-21	Previous Month's Average Feb-21	Y-T-D Monthly Average 2021	Annual Average 2020	Annual Average 2019
LUMBER							
SPF 2x4 RL, KD, #2&Btr, f.o.b. mill	US\$/000 bd ft	\$1,040	\$1,040	\$999	\$959	\$570	\$372
SPF Stud 2X4, KD, PET, f.o.b. mill	US\$/000 bd ft	\$940	\$920	\$830	\$793	\$505	\$272
SPF 2x10 RL, KD, #2&Btr, f.o.b. mill	US\$/000 bd ft	\$1,010	\$980	\$919	\$874	\$528	\$350
Cedar 2x4 RL, Green, Std & Btr, S4S, f.o.b. mill	US\$/000 bd ft	\$1,700	\$1,700	\$999	\$1,325	\$1,509	\$1,386
PANELS							
Plywood CSP, 3/8", del. BC	CDN\$/000 sq ft	\$1,170	\$1,170	\$938	\$874	\$548	\$423
OSB 7/16" del. BC	CDN\$/000 sq ft	\$1,155	\$1,140	\$1,085	\$874	\$569	\$262
EXCHANGE RATE	US\$/CDN\$	0.7916	0.7904	0.7871	0.7862	0.7452	0.7537
MONTHLY PRICES	Unit	Previous Month Feb-21	2 Months Ago Jan-21	3 Months Ago Dec-20	Y-T-D Average 2021	Annual Average 2020	Annual Average 2019
NBSK Pulp del. China	US\$/tonne	\$807	\$720	\$630	\$764	\$581	\$625
Newsprint del. U.S. Eastcoast	US\$/tonne	\$560	\$540	\$520	\$550	\$556	\$667
Hemlock Squares** 4-1/8" Green Squares 13' c&f Japan	US\$/000 bd ft	\$964	\$905	\$826	\$935	\$793	\$891
Wood Pellets Nordic index, industrial use	Euro/MWh CIF	35.02 €	33.70 €	34.09 €	34.36 €	34.05 €	31.71 €

- **Lumber and Panels** - Madison's Lumber Reporter, except the hemlock square** prices. Retrieved from www.madisonsreport.com
- **Wood Pellets and Historic Softwood Chips** - FOEX Indexes where yearly prices estimated from quarterly charts. Pellets include cost of insurance and freight (CIF). Retrieved from www.foex.fi/biomass/
- **NBSK Pulp and Newsprint** - Equity Research Associates. Retrieved from era-research.com

- **Exchange Rate** - Bank of Canada Average of U.S. noon rate for all business days in the week. Retrieved from www.bankofcanada.ca/rates/exchange/
- **Hemlock Squares** - Wood Markets Monthly International Report monthly average price, since Jan. 2010. Retrieved from www.woodmarkets.com



Sources:
Madison's Lumber Reporter, except FOEX Indexes Ltd (Wood Pellets), ERA (Pulp and Paper), and Wood Markets Monthly International Report (Hemlock Squares). Pulp & Newsprint are yearly average price for 2008-2014.