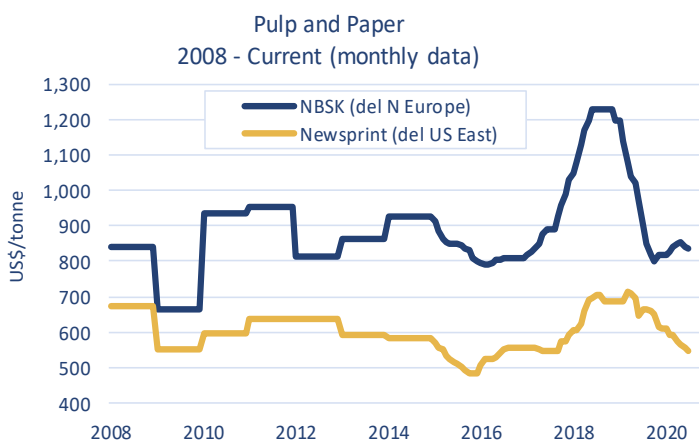
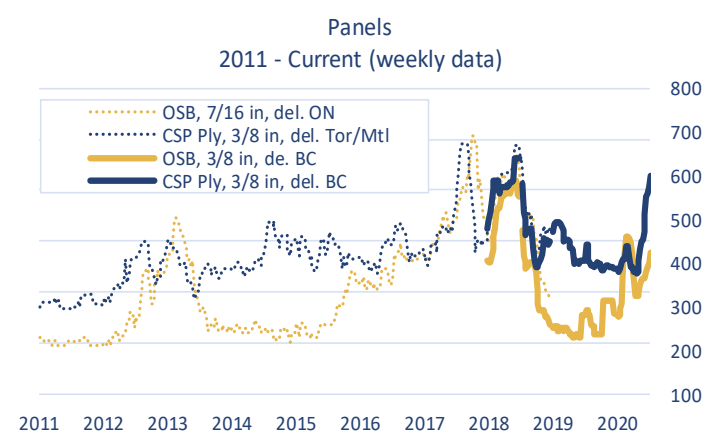
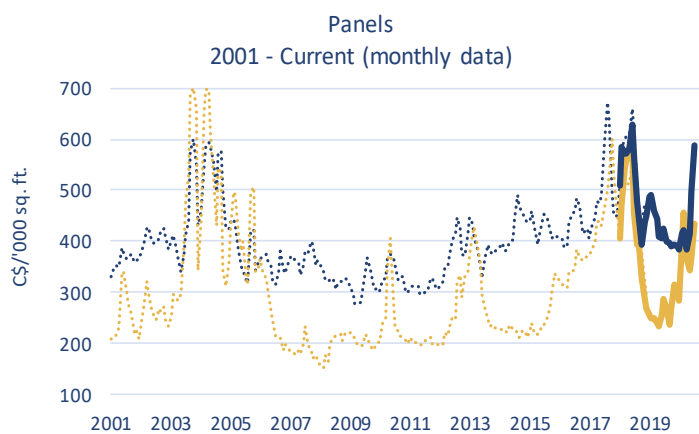
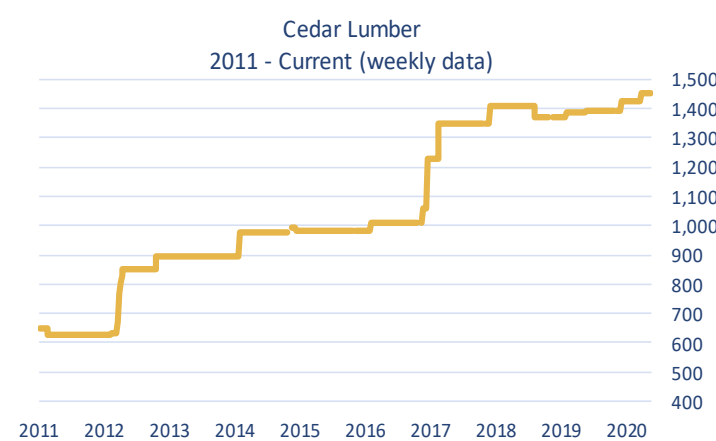
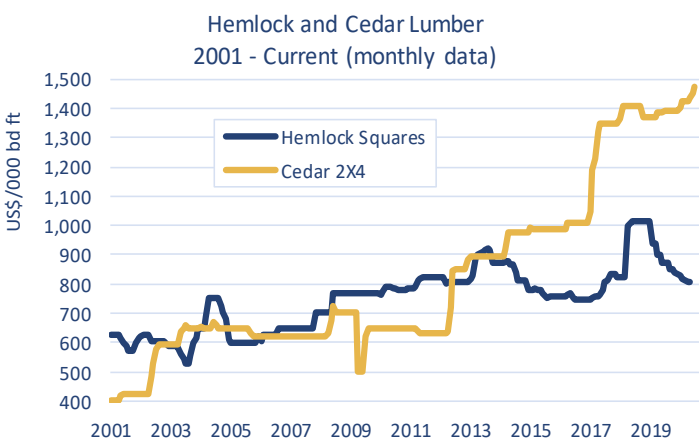
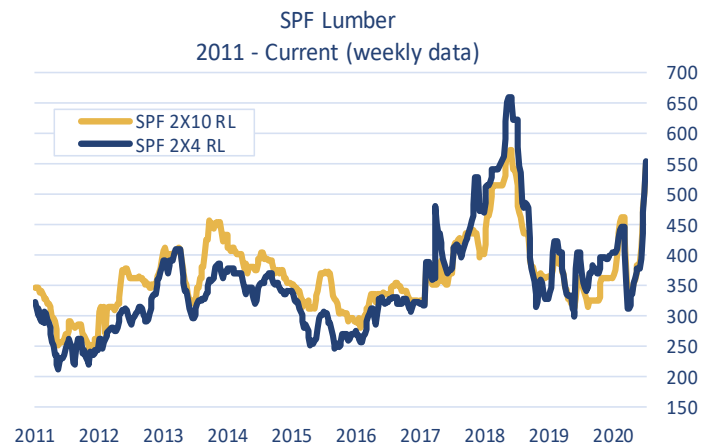
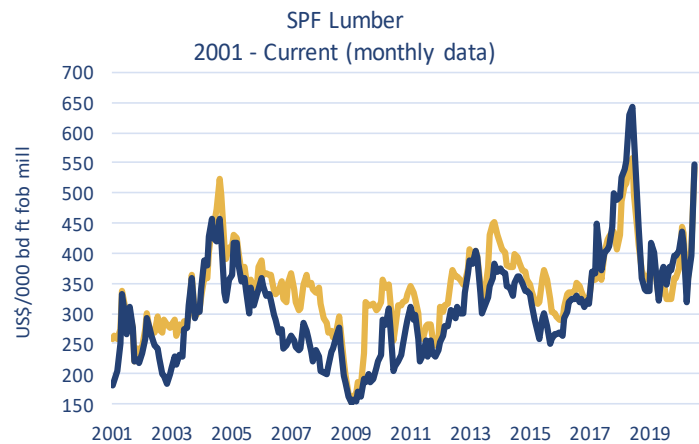


This weekly report lists the prices for selected forest industry products in British Columbia. Prices are subject to revision.

PRODUCT	Unit	Current Week 14-Aug-20	Previous Week 07-Aug-20	Previous Month's Average Jul-20	Y-T-D Monthly Average 2020	Annual Average 2019	Annual Average 2018
LUMBER							
SPF 2x4 RL, KD, #2&Btr, f.o.b. mill	US\$/000 bd ft	\$746	\$666	\$547	\$411	\$372	\$496
SPF Stud 2X4, KD, PET, f.o.b. mill	US\$/000 bd ft	\$694	\$644	\$533	\$371	\$272	\$363
SPF 2x10 RL, KD, #2&Btr, f.o.b. mill	US\$/000 bd ft	\$718	\$638	\$543	\$414	\$350	\$458
Cedar 2x4 RL, Green, Std & Btr, S4S, f.o.b. mill	US\$/000 bd ft	\$1,505	\$1,505	\$1,475	\$1,435	\$1,386	\$1,396
PANELS							
Plywood CSP, 3/8", del. BC	CDN\$/000 sq ft	\$613	\$613	\$588	\$443	\$423	\$519
OSB 7/16" del. BC	CDN\$/000 sq ft	\$730	\$675	\$433	\$443	\$262	\$437
EXCHANGE RATE	US\$/CDN\$	0.7520	0.7500	0.7397	0.7345	0.7537	0.7724
MONTHLY PRICES	Unit	Previous Month Jul-20	2 Months Ago Jun-20	3 Months Ago May-20	Y-T-D Average 2020	Annual Average 2019	Annual Average 2018
NBSK Pulp del. Northern Europe	US\$/tonne	\$835	\$840	\$855	\$838	\$955	\$1,184
Newsprint del. U.S. Eastcoast	US\$/tonne	\$545	\$555	\$565	\$576	\$667	\$669
Hemlock Squares** 4-1/8" Green Squares 13' c&f Japan	US\$/000 bd ft	-	-	\$805	\$815	\$891	\$965
Wood Pellets Nordic index, industrial use	Euro/MWh CIF	34.00 €	33.96 €	34.48 €	33.97 €	31.71 €	27.69 €
Softwood Chips Global	US\$/ton	-	-	-	\$184.98	\$186.64	\$179.19

- **Lumber and Panels** - Madison's Lumber Reporter, except the hemlock square** prices. Retrieved from www.madisonsreport.com
- **Wood Pellets and Historic Softwood Chips** - FOEX Indexes where yearly prices estimated from quarterly charts. Pellets include cost of insurance and freight (CIF). Retrieved from www.foex.fi/biomass/
- **NBSK Pulp and Newsprint** - Equity Research Associates. Retrieved from era-research.com
- **Exchange Rate** - Bank of Canada Average of U.S. noon rate for all business days in the week. Retrieved from www.bankofcanada.ca/rates/exchange/
- **Hemlock Squares** - Wood Markets Monthly International Report monthly average price, since Jan. 2010. Retrieved from www.woodmarkets.com



Sources:
Madison's Lumber Reporter, except FOEX Indexes Ltd (Wood Pellets), ERA (Pulp and Paper), and Wood Markets Monthly International Report (Hemlock Squares). Pulp & Newsprint are yearly average price for 2008-2014.