British Columbia Forest Product Prices

Selected statistics for the week ending November 6, 2026.

This weekly report lists the prices for selected forest industry products in British Columbia. Prices are subject to revision.

PRODUCT	Unit	Current Week 06-Nov-26	Previous Week 30-Oct-26	Previous Month's Average Oct-2026	Y-T-D Weekly Average as of 06-Nov-26	Annual Average 2025	Annual Average 2024
LUMBER							
SPF 2x4 RL, KD, #2&Btr, f.o.b. mill	US$/000 bd ft	$400	$405	$446	$476	$467	$412
SPF Stud 2X4, KD, PET, f.o.b. mill	US$/000 bd ft	$340	$360	$390	$418	$345	$329
SPF 2x10 RL, KD, #2&Btr, f.o.b. mill	US$/000 bd ft	$675	$675	$668	$527	$502	$464
Cedar 2x4 RL, Green, Std & Btr, S4S, f.o.b. mill	US$/000 bd ft	$1,375	$1,375	$1,375	$1,375	$1,375	$1,375
PANELS							
Plywood CSP, 3/8", del. BC	CDN$/000 sq ft	$582	$619	$621	$594	$604	$608
OSB 7/16" del. BC	CDN$/000 sq ft	$395	$395	$389	$337	$371	$554
EXCHANGE RATE	US$/CDN$	0.7139	0.7139	0.7067	0.7204	0.7156	0.7304

MONTHLY PRICES	Unit	Previous Month Oct-2026	2 Months Ago Sep-2026	3 Months Ago Aug-2026	Y-T-D Average 2026	Annual Average 2025	Annual Average 2024
NBSK Pulp del. China	US$/tonne	$653	$645	$638	$662	$724	$772
Newsprint del. U.S. Eastcoast	US$/tonne	$925	$925	$865	$843	$710	$693
Hemlock Squares * 4-1/8" Green Squares 13' c&f Japan	US$/000 bd ft	$923	$923	$923	$923	$905	$854

•***Lumber and Panels*** - Madison's Lumber Reporter, except the hemlock square prices. Retrieved from www.madisonsreport.com

• ***Exchange Rate*** - Bank of Canada Average of U.S. noon rate for all business days in the week. Retrieved from www.bankofcanada.ca/rates/exchange/

• ***NBSK Pulp and Newsprint*** - Equity Research Associates. Retrieved from era-research.com. As of April 11, 2025, monthly prices are taken directly instead of averaging weekly values from ERA. Historical data has been updated accordingly.

• ***Hemlock Squares*** - Forest Economics Advisors (FEA) Wood Market Monthly report. Monthly average price, since Jan. 2010. Retrieved from www.getfea.com

British Columbia Forest Product Prices

Selected statistics for the week ending November 6, 2026.

SPF Lumber
2016 - Current (monthly data)

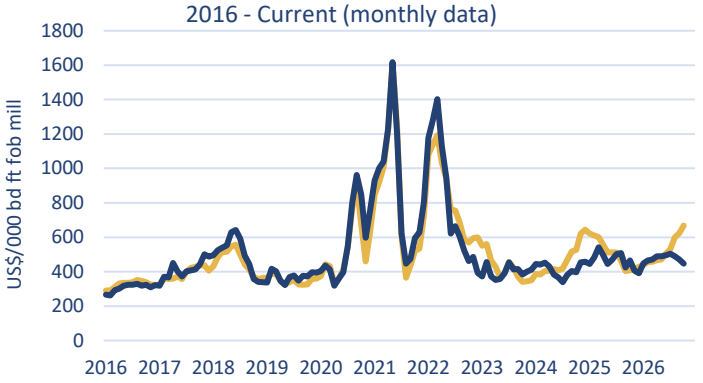

SPF Lumber
2023 - Current (weekly data)

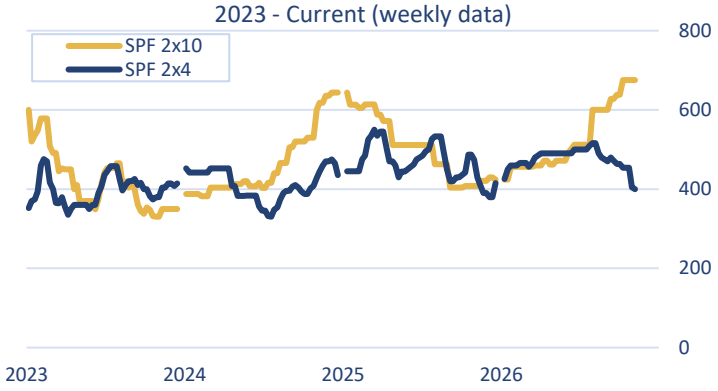

Hemlock and Cedar Lumber
2016 - Current (monthly data)

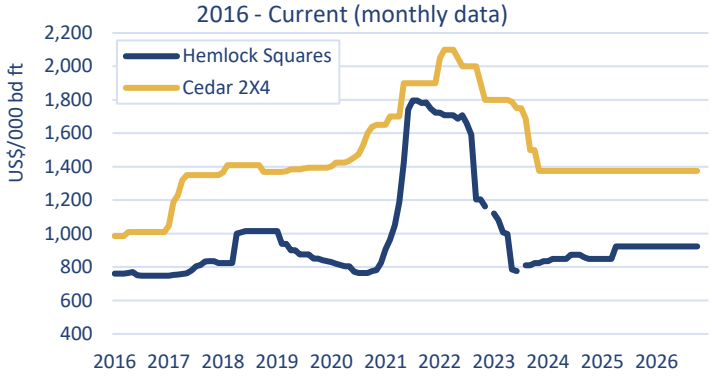

Cedar Lumber
2023 - Current (weekly data)

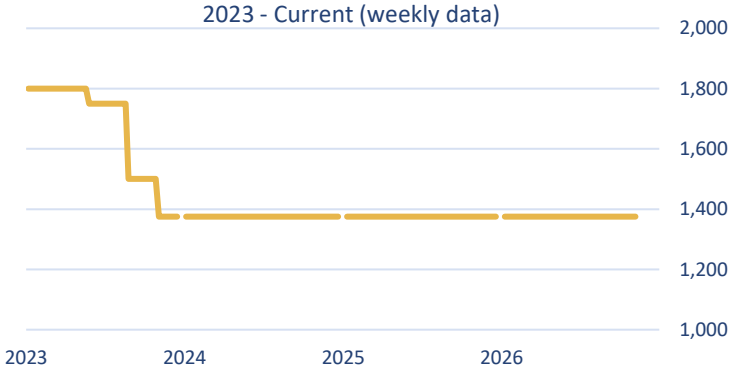

Panels
2016 - Current (monthly data)

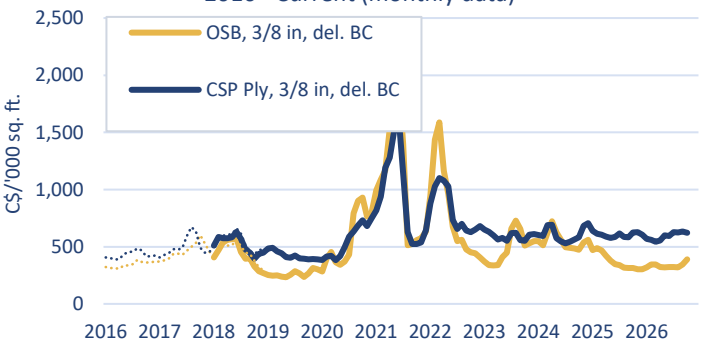

Panels
2023 - Current (weekly data)

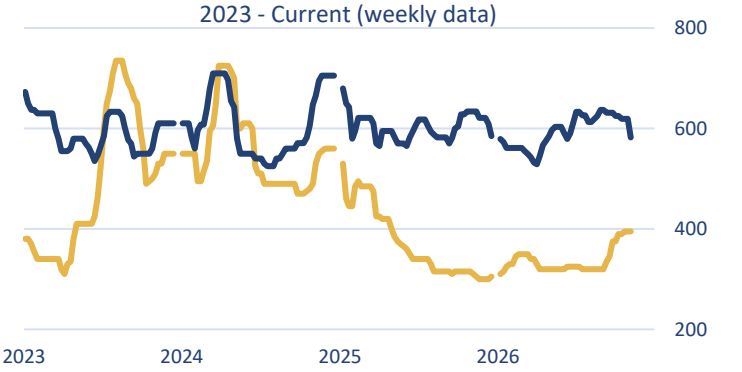

Pulp and Paper
2016 - Current (monthly data)

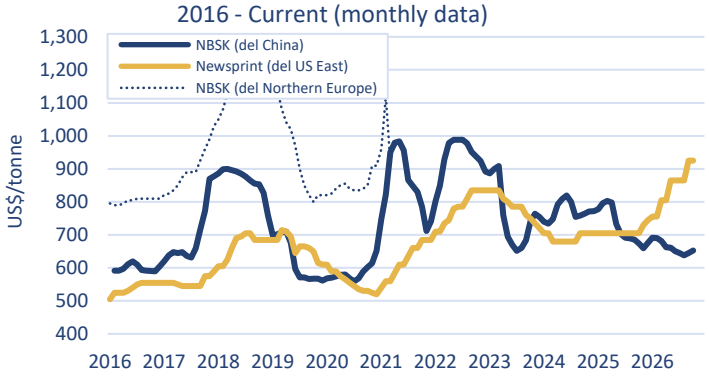

Sources:

Madison's Lumber Reporter, Except FOEX Indexes Ltd (Wood Pellets), ERA (Pulp and Paper), and FEA Wood Market Monthly report (Hemlock Square). Pulp & Newsprint for 2008-2014 are yearly average prices instead of monthly.