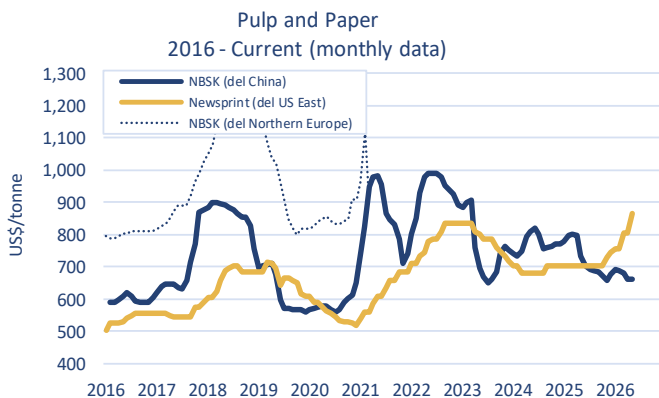
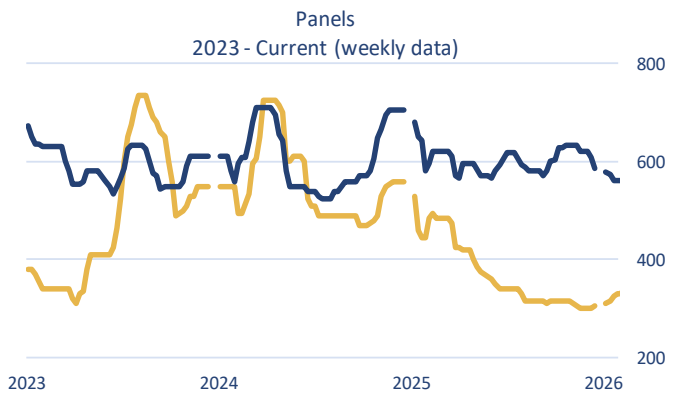
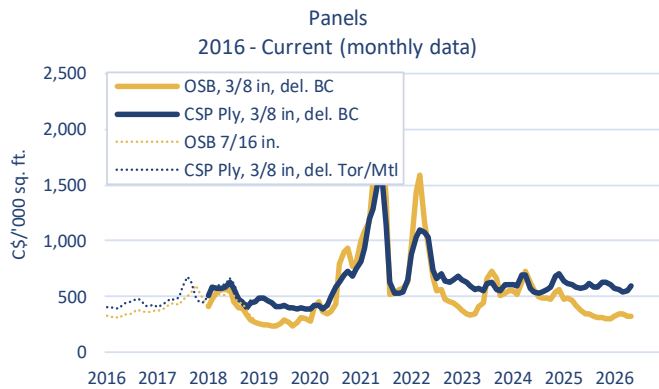
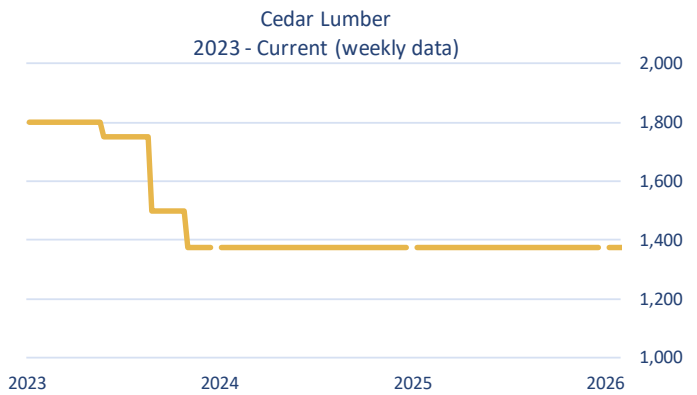
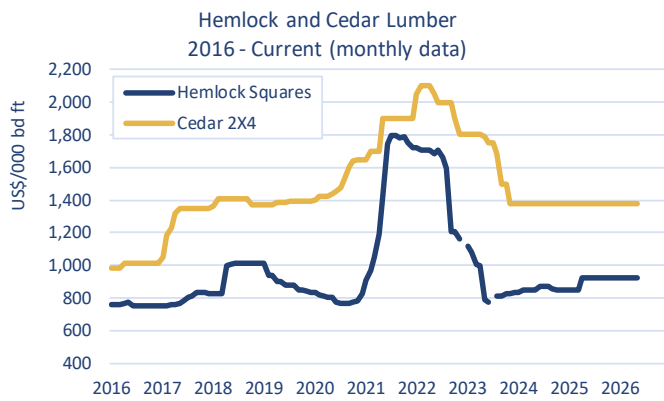
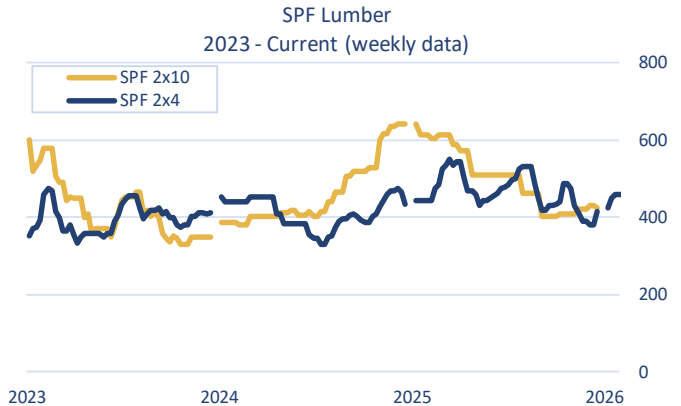
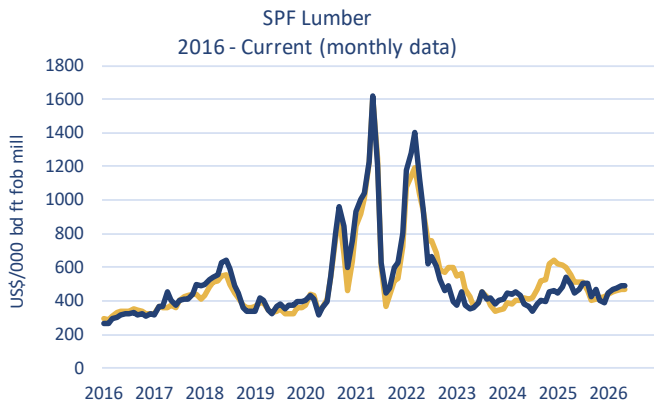


This weekly report lists the prices for selected forest industry products in British Columbia. Prices are subject to revision.

PRODUCT	Unit	Current Week 12-Jun-26	Previous Week 05-Jun-26	Previous Month's Average May-2026	Y-T-D Weekly Average as of 12-Jun-26	Annual Average 2025	Annual Average 2024
<b>LUMBER</b>							
<b>SPF 2x4</b> RL, KD, #2&Btr, f.o.b. mill	US\$/000 bd ft	\$490	\$490	\$490	\$475	\$467	\$412
<b>SPF Stud</b> 2X4, KD, PET, f.o.b. mill	US\$/000 bd ft	\$450	\$440	\$432	\$390	\$345	\$329
<b>SPF 2x10</b> RL, KD, #2&Btr, f.o.b. mill	US\$/000 bd ft	\$502	\$492	\$470	\$462	\$502	\$464
<b>Cedar 2x4</b> RL, Green, Std & Btr, S4S, f.o.b. mill	US\$/000 bd ft	\$1,375	\$1,375	\$1,375	\$1,375	\$1,375	\$1,375
<b>PANELS</b>							
<b>Plywood</b> CSP, 3/8", del. BC	CDN\$/000 sq ft	\$579	\$591	\$598	\$568	\$604	\$608
<b>OSB</b> 7/16" del. BC	CDN\$/000 sq ft	\$325	\$320	\$320	\$329	\$371	\$554
<b>EXCHANGE RATE</b>	US\$/CDN\$	0.7164	0.7207	0.7292	0.7277	0.7156	0.7304
MONTHLY PRICES	Unit	Previous Month May-2026	2 Months Ago Apr-2026	3 Months Ago Mar-2026	Y-T-D Average 2026	Annual Average 2025	Annual Average 2024
<b>NBSK Pulp</b> del. China	US\$/tonne	\$661	\$662	\$682	\$677	\$724	\$772
<b>Newsprint</b> del. U.S. Eastcoast	US\$/tonne	\$865	\$805	\$805	\$797	\$710	\$693
<b>Hemlock Squares *</b> 4-1/8" Green Squares 13' c&f Japan	US\$/000 bd ft	\$923	\$923	\$923	\$923	\$905	\$854

- **Lumber and Panels** - Madison's Lumber Reporter, except the hemlock square prices. Retrieved from [www.madisonreport.com](http://www.madisonreport.com)
- **NBSK Pulp and Newsprint** - Equity Research Associates. Retrieved from [era-research.com](http://era-research.com). As of April 11, 2025, monthly prices are taken directly instead of averaging weekly values from ERA. Historical data has been updated accordingly.

- **Exchange Rate** - Bank of Canada Average of U.S. noon rate for all business days in the week. Retrieved from [www.bankofcanada.ca/rates/exchange/](http://www.bankofcanada.ca/rates/exchange/)
- **Hemlock Squares** - Forest Economics Advisors (FEA) Wood Market Monthly report. Monthly average price, since Jan. 2010. Retrieved from [www.getfea.com](http://www.getfea.com)



**Sources:**  
*Madison's Lumber Reporter, except FOEX Indexes Ltd (Wood Pellets), ERA (Pulp and Paper), and FEA Wood Market Monthly report (Hemlock Squares). Pulp & Newsprint for 2008-2014 are yearly average prices instead of monthly.*