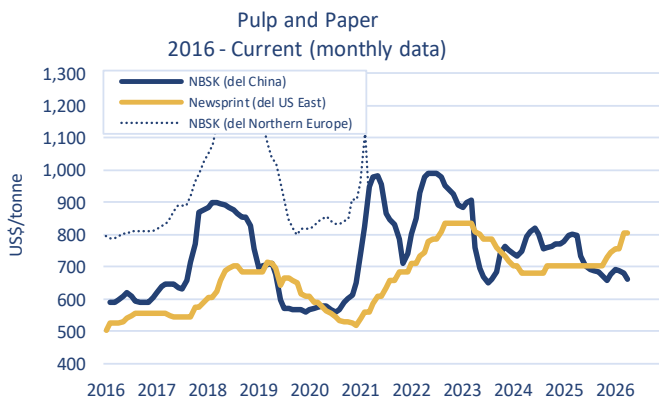
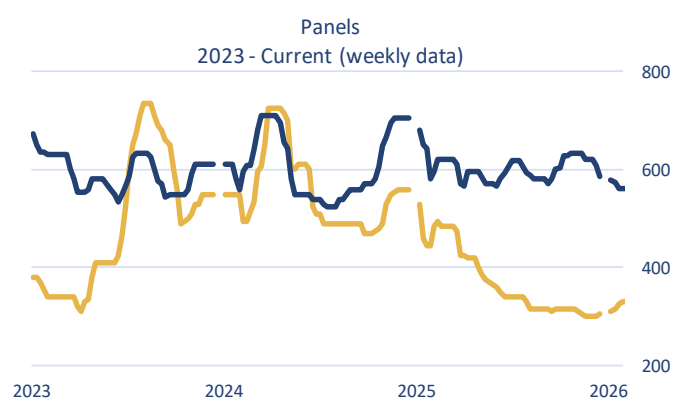
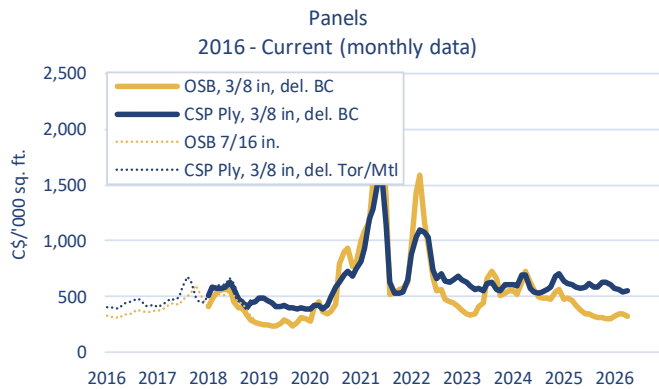
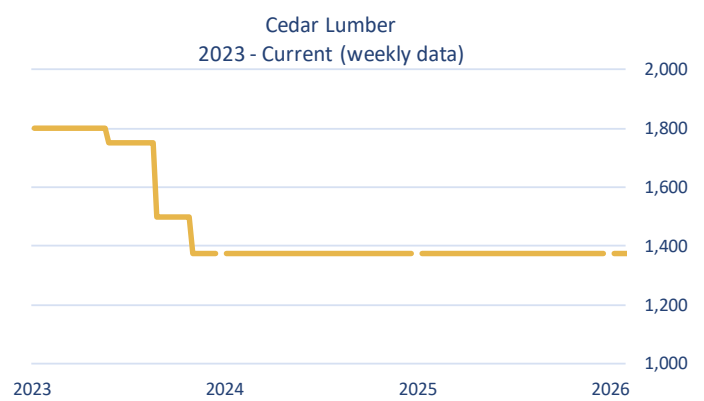
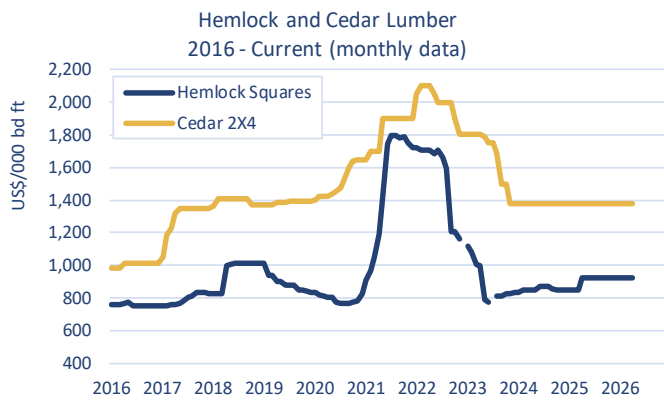
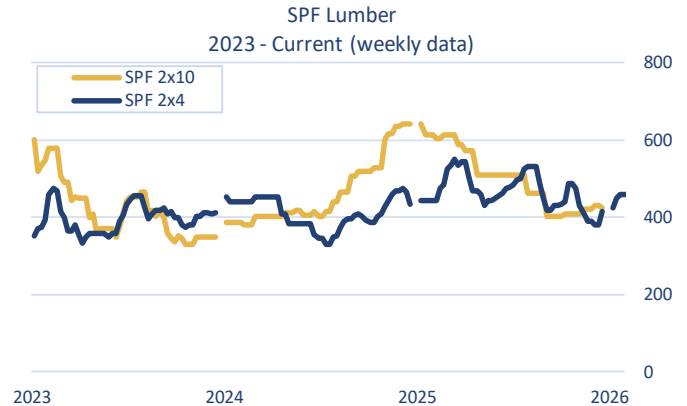
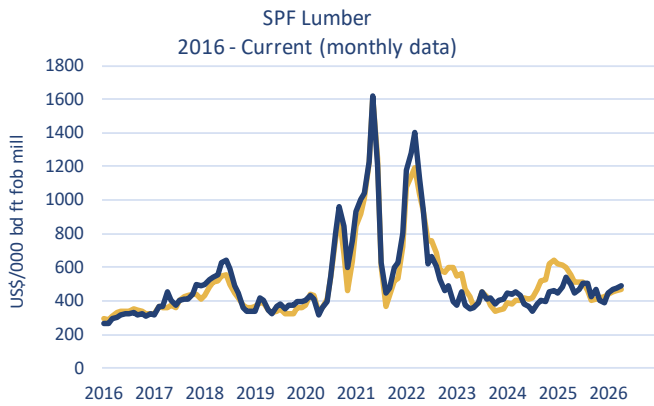


This weekly report lists the prices for selected forest industry products in British Columbia. Prices are subject to revision.

PRODUCT	Unit	Current Week 08-May-26	Previous Week 01-May-26	Previous Month's Average Apr-2026	Y-T-D Weekly Average as of 08-May-26	Annual Average 2025	Annual Average 2024
LUMBER							
SPF 2x4 RL, KD, #2&Btr, f.o.b. mill	US\$/000 bd ft	\$490	\$490	\$490	\$471	\$467	\$412
SPF Stud 2X4, KD, PET, f.o.b. mill	US\$/000 bd ft	\$430	\$430	\$419	\$377	\$345	\$329
SPF 2x10 RL, KD, #2&Btr, f.o.b. mill	US\$/000 bd ft	\$472	\$462	\$467	\$456	\$502	\$464
Cedar 2x4 RL, Green, Std & Btr, S4S, f.o.b. mill	US\$/000 bd ft	\$1,375	\$1,375	\$1,375	\$1,375	\$1,375	\$1,375
PANELS							
Plywood CSP, 3/8", del. BC	CDN\$/000 sq ft	\$597	\$585	\$554	\$561	\$604	\$608
OSB 7/16" del. BC	CDN\$/000 sq ft	\$320	\$320	\$323	\$331	\$371	\$554
EXCHANGE RATE	US\$/CDN\$	0.7334	0.7334	0.7248	0.7289	0.7156	0.7304
MONTHLY PRICES	Unit	Previous Month Apr-2026	2 Months Ago Mar-2026	3 Months Ago Feb-2026	Y-T-D Average 2026	Annual Average 2025	Annual Average 2024
NBSK Pulp del. China	US\$/tonne	\$662	\$682	\$690	\$681	\$724	\$772
Newsprint del. U.S. Eastcoast	US\$/tonne	\$805	\$805	\$755	\$780	\$710	\$693
Hemlock Squares * 4-1/8" Green Squares 13' c&f Japan	US\$/000 bd ft	\$923	\$923	\$923	\$923	\$905	\$854

- **Lumber and Panels** - Madison's Lumber Reporter, except the hemlock square prices. Retrieved from www.madisonsreport.com
- **NBSK Pulp and Newsprint** - Equity Research Associates. Retrieved from era-research.com. As of April 11, 2025, monthly prices are taken directly instead of averaging weekly values from ERA. Historical data has been updated accordingly.

- **Exchange Rate** - Bank of Canada Average of U.S. noon rate for all business days in the week. Retrieved from www.bankofcanada.ca/rates/exchange/
- **Hemlock Squares** - Forest Economics Advisors (FEA) Wood Market Monthly report. Monthly average price, since Jan. 2010. Retrieved from www.getfea.com



Sources:

Madison's Lumber Reporter, except FOEX Indexes Ltd (Wood Pellets), ERA (Pulp and Paper), and FEA Wood Market Monthly report (Hemlock Squares). Pulp & Newsprint for 2008-2014 are yearly average prices instead of monthly.