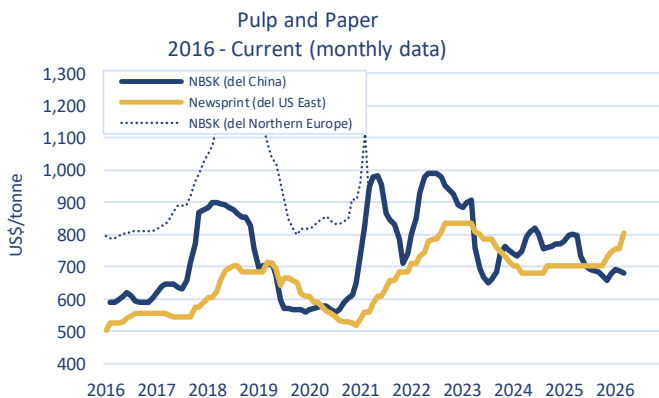
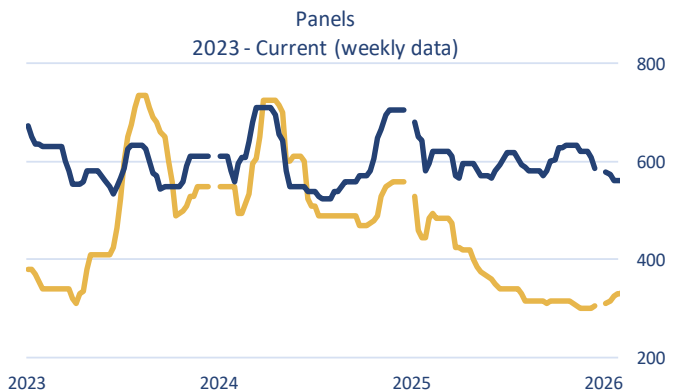
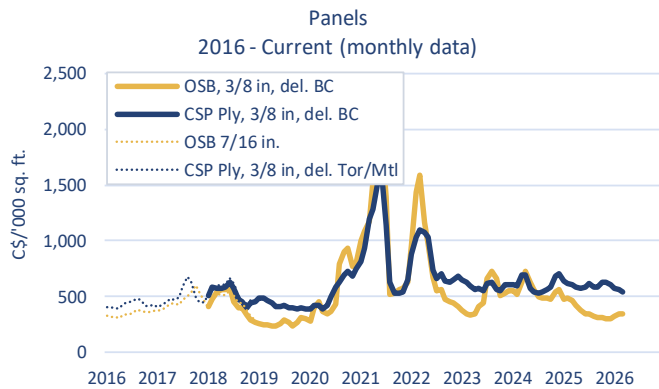
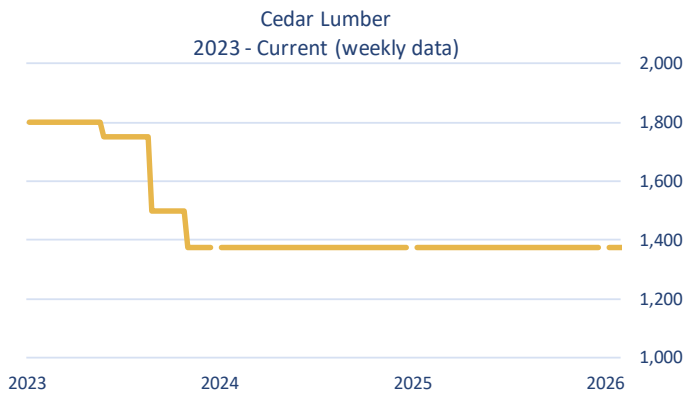
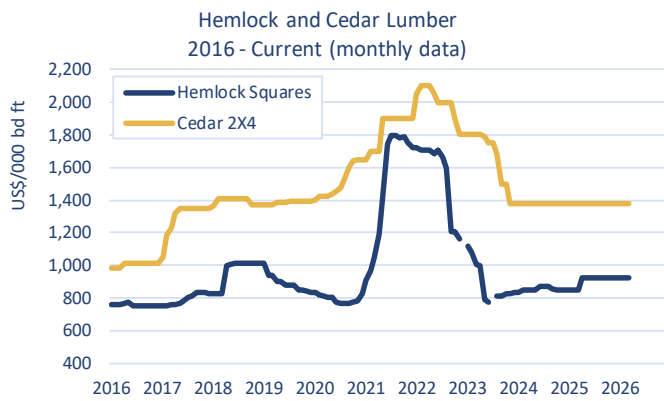
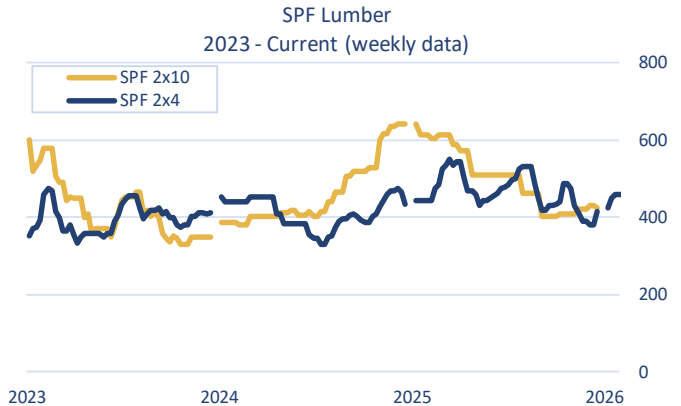
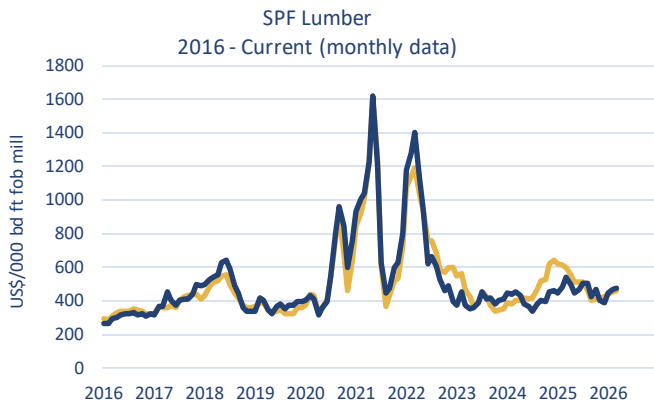


This weekly report lists the prices for selected forest industry products in British Columbia. Prices are subject to revision.

PRODUCT	Unit	Current Week 24-Apr-26	Previous Week 17-Apr-26	Previous Month's Average Mar-2026	Y-T-D Weekly Average as of 24-Apr-26	Annual Average 2025	Annual Average 2024
<b>LUMBER</b>							
<b>SPF 2x4</b> RL, KD, #2&Btr, f.o.b. mill	US\$/000 bd ft	\$490	\$490	\$472	\$469	\$467	\$412
<b>SPF Stud</b> 2X4, KD, PET, f.o.b. mill	US\$/000 bd ft	\$430	\$425	\$377	\$370	\$345	\$329
<b>SPF 2x10</b> RL, KD, #2&Btr, f.o.b. mill	US\$/000 bd ft	\$462	\$472	\$458	\$455	\$502	\$464
<b>Cedar 2x4</b> RL, Green, Std & Btr, S4S, f.o.b. mill	US\$/000 bd ft	\$1,375	\$1,375	\$1,375	\$1,375	\$1,375	\$1,375
<b>PANELS</b>							
<b>Plywood</b> CSP, 3/8", del. BC	CDN\$/000 sq ft	\$575	\$567	\$545	\$557	\$604	\$608
<b>OSB</b> 7/16" del. BC	CDN\$/000 sq ft	\$320	\$320	\$345	\$333	\$371	\$554
<b>EXCHANGE RATE</b>	US\$/CDN\$	0.7316	0.7279	0.7302	0.7284	0.7156	0.7304
MONTHLY PRICES	Unit	Previous Month Mar-2026	2 Months Ago Feb-2026	3 Months Ago Jan-2026	Y-T-D Average 2026	Annual Average 2025	Annual Average 2024
<b>NBSK Pulp</b> del. China	US\$/tonne	\$682	\$690	\$691	\$688	\$724	\$772
<b>Newsprint</b> del. U.S. Eastcoast	US\$/tonne	\$805	\$755	\$755	\$772	\$710	\$693
<b>Hemlock Squares *</b> 4-1/8" Green Squares 13' c&f Japan	US\$/000 bd ft	\$923	\$923	\$923	\$923	\$905	\$854

- **Lumber and Panels** - Madison's Lumber Reporter, except the hemlock square prices. Retrieved from [www.madisonsreport.com](http://www.madisonsreport.com)
- **NBSK Pulp and Newsprint** - Equity Research Associates. Retrieved from [era-research.com](http://era-research.com). As of April 11, 2025, monthly prices are taken directly instead of averaging weekly values from ERA. Historical data has been updated accordingly.

- **Exchange Rate** - Bank of Canada Average of U.S. noon rate for all business days in the week. Retrieved from [www.bankofcanada.ca/rates/exchange/](http://www.bankofcanada.ca/rates/exchange/)
- **Hemlock Squares** - Forest Economics Advisors (FEA) Wood Market Monthly report. Monthly average price, since Jan. 2010. Retrieved from [www.getfea.com](http://www.getfea.com)



**Sources:**  
*Madison's Lumber Reporter, except FOEX Indexes Ltd (Wood Pellets), ERA (Pulp and Paper), and FEA Wood Market Monthly report (Hemlock Squares). Pulp & Newsprint for 2008-2014 are yearly average prices instead of monthly.*