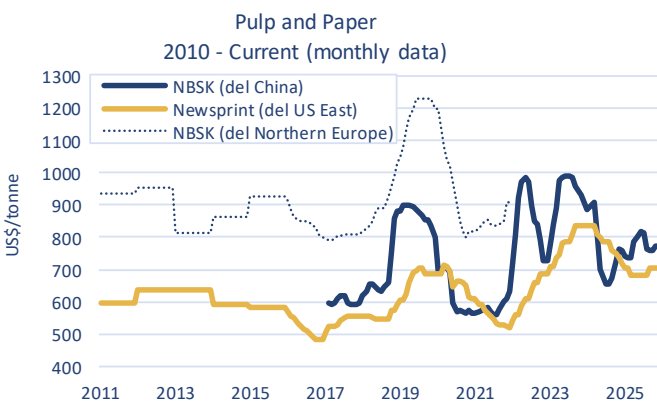
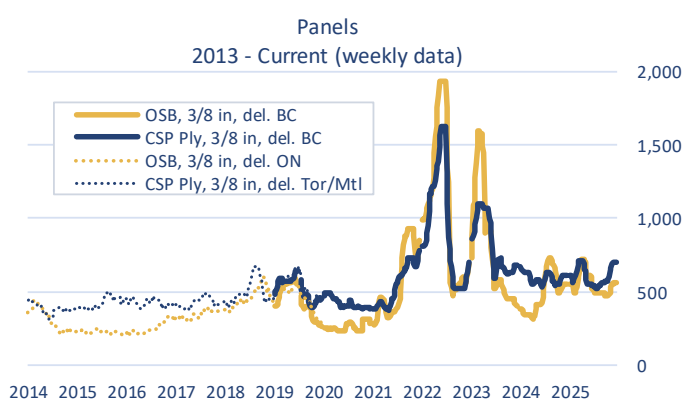
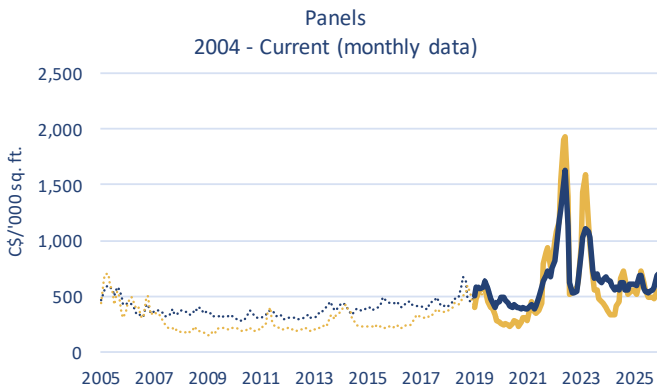
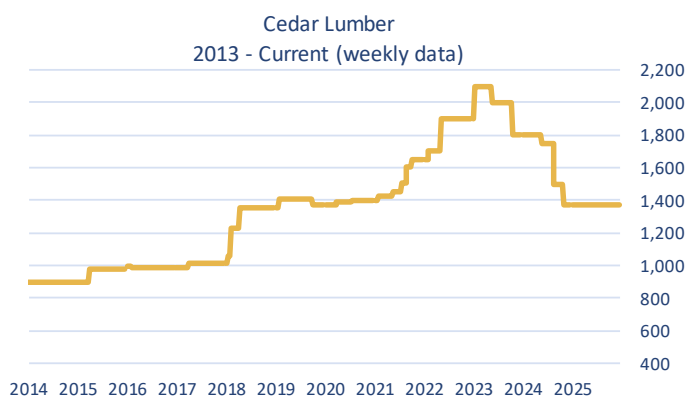
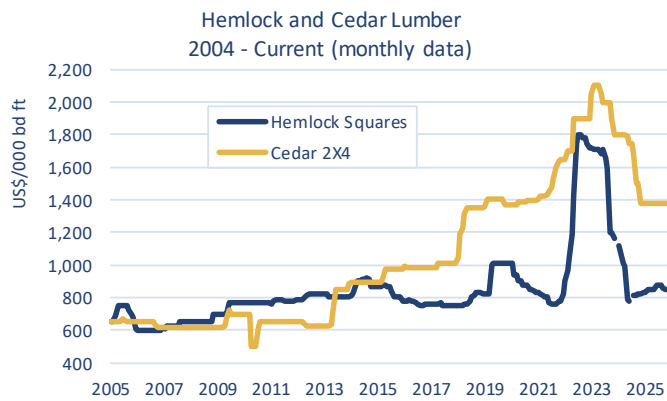
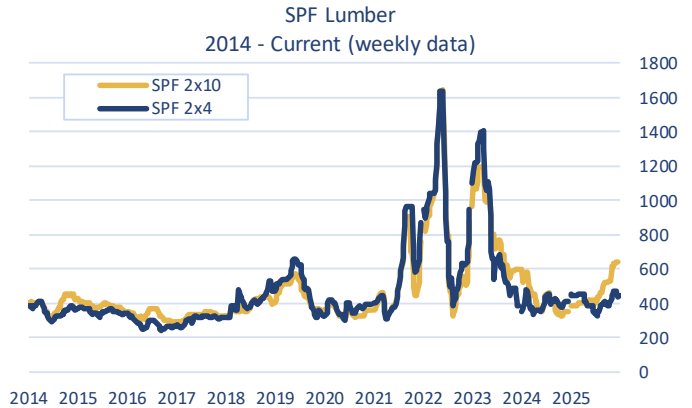
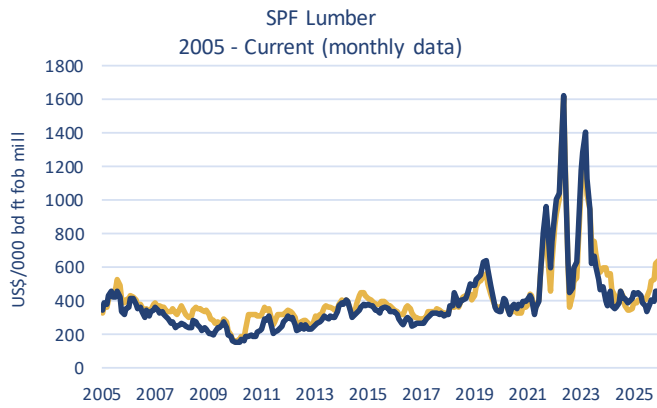


This weekly report lists the prices for selected forest industry products in British Columbia. Prices are subject to revision.

PRODUCT	Unit	Current Week 14-Feb-25	Previous Week 07-Feb-25	Previous Month's Average Jan-2025	Y-T-D Weekly Average as of 14-Feb-25	Annual Average 2024	Annual Average 2023
LUMBER							
SPF 2x4 RL, KD, #2&Btr, f.o.b. mill	US\$/000 bd ft	\$475	\$445	\$445	\$450	\$412	\$398
SPF Stud 2X4, KD, PET, f.o.b. mill	US\$/000 bd ft	\$338	\$326	\$319	\$323	\$329	\$359
SPF 2x10 RL, KD, #2&Btr, f.o.b. mill	US\$/000 bd ft	\$605	\$605	\$621	\$616	\$464	\$422
Cedar 2x4 RL, Green, Std & Btr, S4S, f.o.b. mill	US\$/000 bd ft	\$1,375	\$1,375	\$1,375	\$1,375	\$1,375	\$1,668
PANELS							
Plywood CSP, 3/8", del. BC	CDN\$/000 sq ft	\$621	\$595	\$638	\$628	\$608	\$593
OSB 7/16" del. BC	CDN\$/000 sq ft	\$495	\$485	\$470	\$477	\$554	\$488
EXCHANGE RATE	US\$/CDN\$	0.7009	0.6958	0.6949	0.6959	0.7304	0.7410
MONTHLY PRICES	Unit	Previous Month Jan-2025	2 Months Ago Dec-2024	3 Months Ago Nov-2024	Y-T-D Average 2025	Annual Average 2024	Annual Average 2023
NBSK Pulp del. China	US\$/tonne	\$776	\$772	\$771	\$776	\$772	\$759
Newsprint del. U.S. Eastcoast	US\$/tonne	\$706	\$706	\$705	\$706	\$693	\$786
Hemlock Squares * 4-1/8" Green Squares 13' c&f Japan	US\$/000 bd ft	\$849	\$849	\$848	\$849	\$854	\$897

- **Lumber and Panels** - Madison's Lumber Reporter, except the hemlock square prices. Retrieved from www.madisonsreport.com
- **NBSK Pulp and Newsprint** - Equity Research Associates. Retrieved from era-research.com
- **Exchange Rate** - Bank of Canada Average of U.S. noon rate for all business days in the week. Retrieved from www.bankofcanada.ca/rates/exchange/
- **Hemlock Squares** - Forest Economics Advisors (FEA) Wood Market Monthly report. Monthly average price, since Jan. 2010.



Sources:
Madison's Lumber Reporter, except FOEX Indexes Ltd (Wood Pellets), ERA (Pulp and Paper), and FEA Wood Market Monthly report (Hemlock Squares). Pulp & Newsprint for 2008-2014 are yearly average prices instead of monthly.