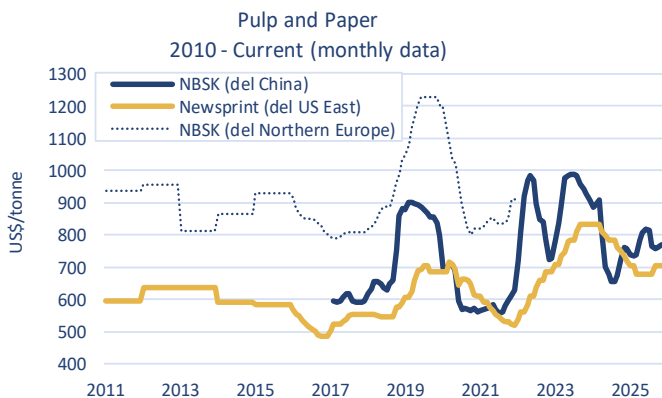
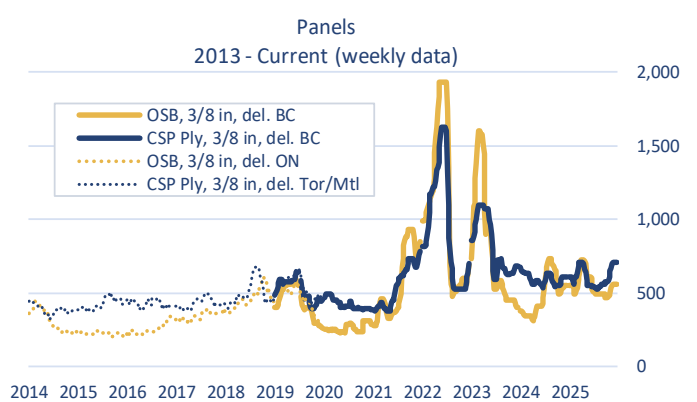
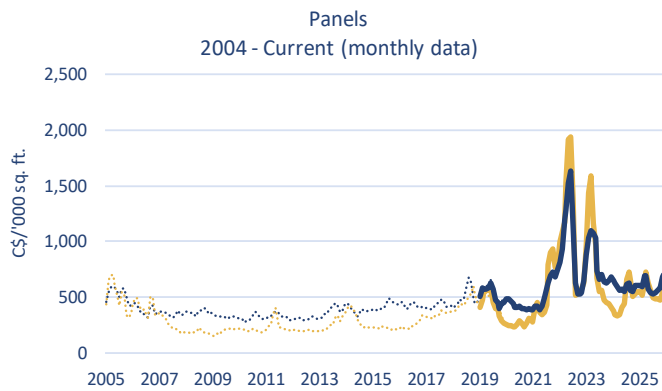
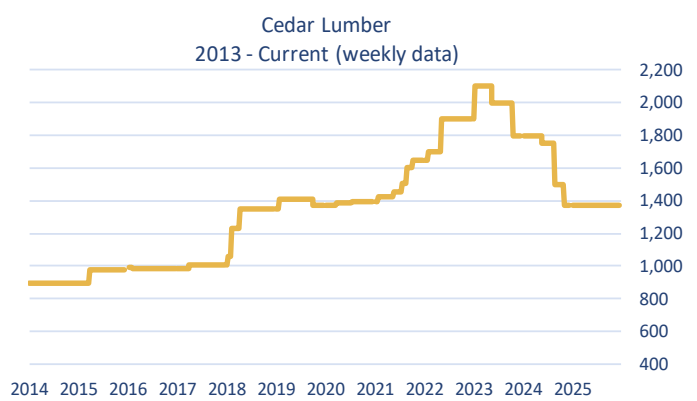
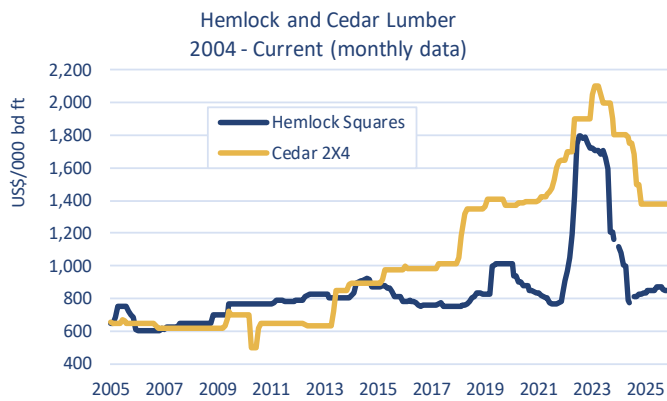
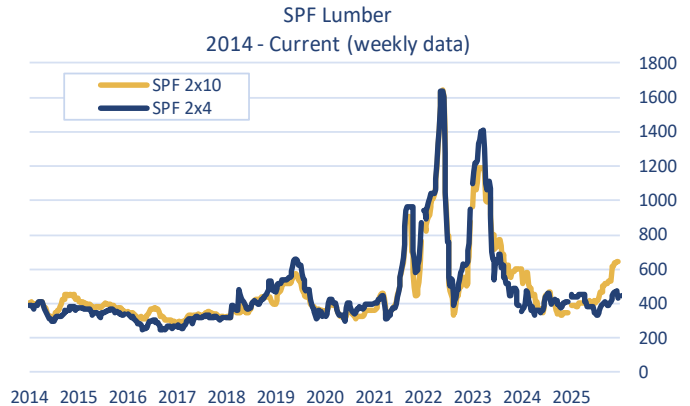
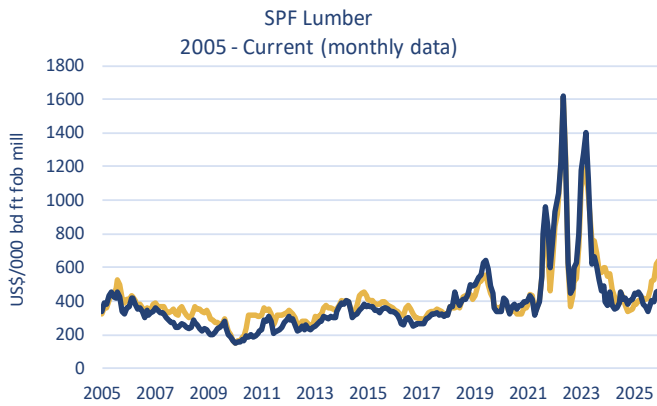


This weekly report lists the prices for selected forest industry products in British Columbia. Prices are subject to revision.

PRODUCT	Unit	Current Week 07-Feb-25	Previous Week 31-Jan-25	Previous Month's Average Jan-2025	Y-T-D Weekly Average as of 07-Feb-25	Annual Average 2024	Annual Average 2023
<b>LUMBER</b>							
<b>SPF 2x4</b> RL, KD, #2&Btr, f.o.b. mill	US\$/000 bd ft	\$445	\$445	\$445	\$445	\$412	\$398
<b>SPF Stud</b> 2X4, KD, PET, f.o.b. mill	US\$/000 bd ft	\$326	\$320	\$319	\$320	\$329	\$359
<b>SPF 2x10</b> RL, KD, #2&Btr, f.o.b. mill	US\$/000 bd ft	\$605	\$613	\$621	\$618	\$464	\$422
<b>Cedar 2x4</b> RL, Green, Std & Btr, S4S, f.o.b. mill	US\$/000 bd ft	\$1,375	\$1,375	\$1,375	\$1,375	\$1,375	\$1,668
<b>PANELS</b>							
<b>Plywood</b> CSP, 3/8", del. BC	CDN\$/000 sq ft	\$595	\$580	\$638	\$630	\$608	\$593
<b>OSB</b> 7/16" del. BC	CDN\$/000 sq ft	\$485	\$445	\$470	\$473	\$554	\$488
<b>EXCHANGE RATE</b>	US\$/CDN\$	0.6958	0.6934	0.6949	0.6951	0.7304	0.7410
MONTHLY PRICES	Unit	Previous Month Jan-2025	2 Months Ago Dec-2024	3 Months Ago Nov-2024	Y-T-D Average 2025	Annual Average 2024	Annual Average 2023
<b>NBSK Pulp</b> del. China	US\$/tonne	\$776	\$772	\$771	\$776	\$772	\$759
<b>Newsprint</b> del. U.S. Eastcoast	US\$/tonne	\$706	\$706	\$705	\$706	\$693	\$786
<b>Hemlock Squares *</b> 4-1/8" Green Squares 13' c&f Japan	US\$/000 bd ft	\$849	\$849	\$848	\$849	\$854	\$897

- **Lumber and Panels** - Madison's Lumber Reporter, except the hemlock square prices. Retrieved from [www.madisonsreport.com](http://www.madisonsreport.com)
- **NBSK Pulp and Newsprint** - Equity Research Associates. Retrieved from [era-research.com](http://era-research.com)
- **Exchange Rate** - Bank of Canada Average of U.S. noon rate for all business days in the week. Retrieved from [www.bankofcanada.ca/rates/exchange/](http://www.bankofcanada.ca/rates/exchange/)
- **Hemlock Squares** - Forest Economics Advisors (FEA) Wood Market Monthly report. Monthly average price, since Jan. 2010.



**Sources:**  
*Madison's Lumber Reporter, except FOEX Indexes Ltd (Wood Pellets), ERA (Pulp and Paper), and FEA Wood Market Monthly report (Hemlock Squares). Pulp & Newsprint for 2008-2014 are yearly average prices instead of monthly.*