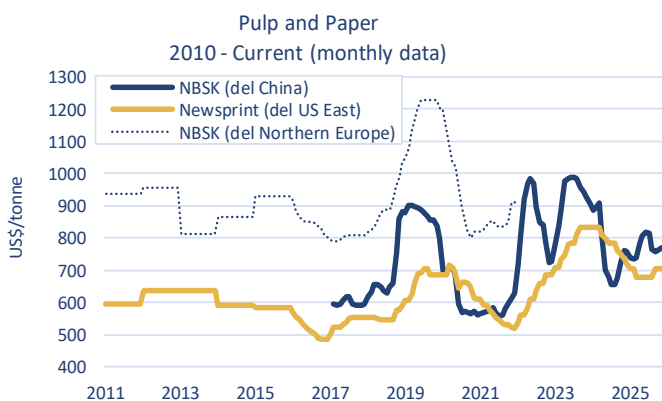
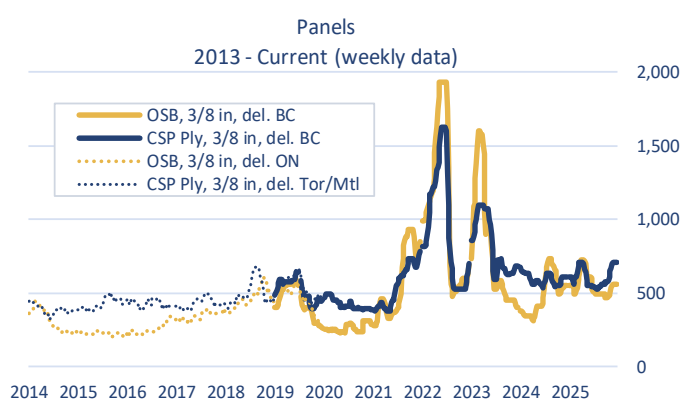
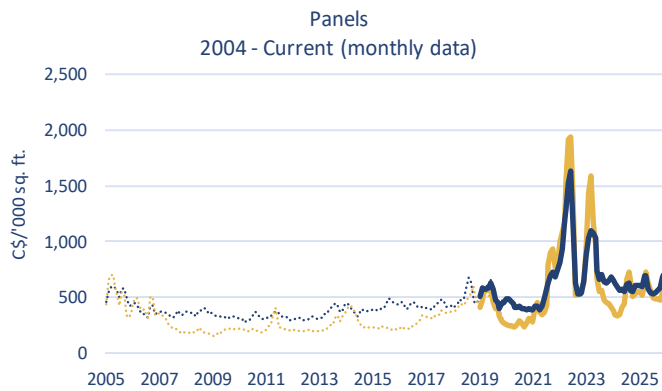
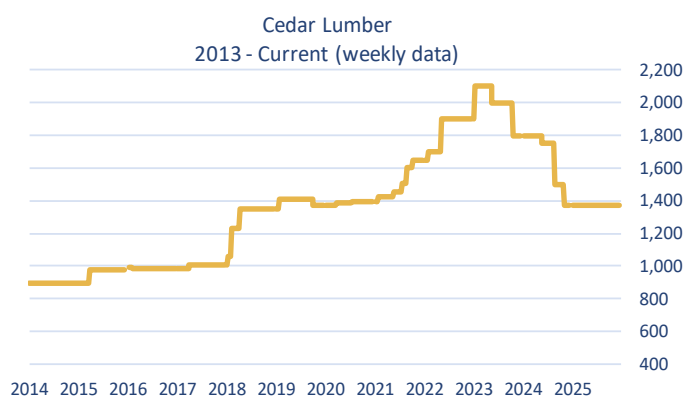
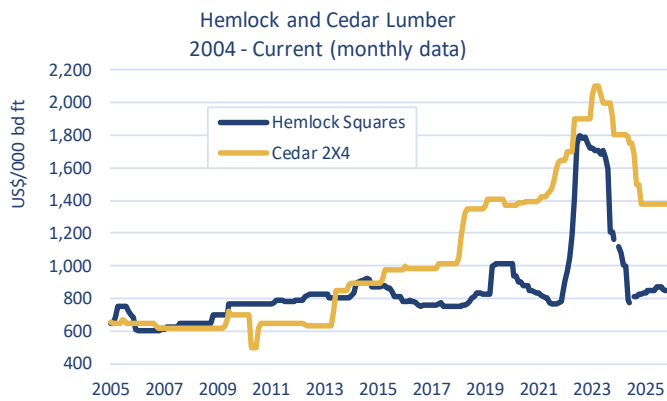
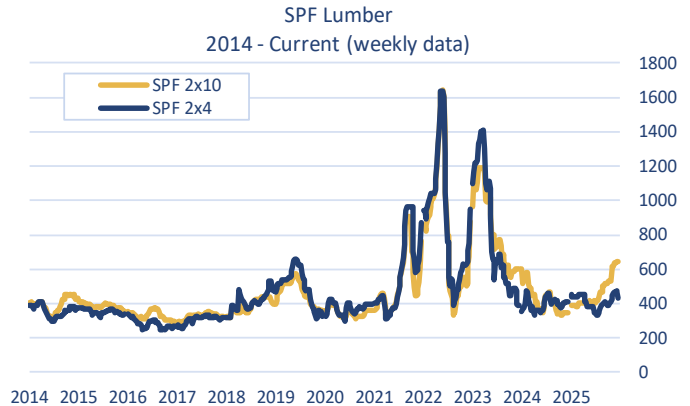
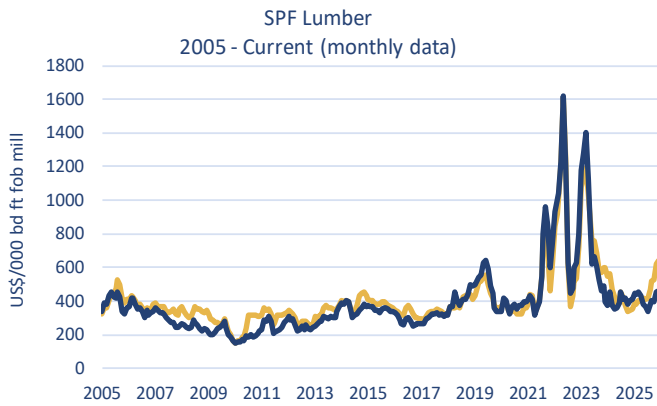


This weekly report lists the prices for selected forest industry products in British Columbia. Prices are subject to revision.

PRODUCT	Unit	Current Week 10-Jan-25	Previous Week 03-Jan-25	Previous Month's Average Dec-2024	Y-T-D Weekly Average as of 10-Jan-25	Annual Average 2024	Annual Average 2023
LUMBER							
SPF 2x4 RL, KD, #2&Btr, f.o.b. mill	US\$/000 bd ft	\$445	-	\$458	\$445	\$412	\$398
SPF Stud 2X4, KD, PET, f.o.b. mill	US\$/000 bd ft	\$320	-	\$316	\$320	\$329	\$359
SPF 2x10 RL, KD, #2&Btr, f.o.b. mill	US\$/000 bd ft	\$644	-	\$644	\$644	\$464	\$422
Cedar 2x4 RL, Green, Std & Btr, S4S, f.o.b. mill	US\$/000 bd ft	\$1,375	-	\$1,375	\$1,375	\$1,375	\$1,668
PANELS							
Plywood CSP, 3/8", del. BC	CDN\$/000 sq ft	\$705	-	\$705	\$705	\$608	\$593
OSB 7/16" del. BC	CDN\$/000 sq ft	\$530	-	\$560	\$530	\$554	\$488
EXCHANGE RATE	US\$/CDN\$	0.6955	0.6941	0.7022	0.6948	0.7304	0.7410
MONTHLY PRICES	Unit	Previous Month Dec-2024	2 Months Ago Nov-2024	3 Months Ago Oct-2024	Y-T-D Average 2025	Annual Average 2024	Annual Average 2023
NBSK Pulp del. China	US\$/tonne	\$772	\$771	\$761	\$772	\$772	\$759
Newsprint del. U.S. Eastcoast	US\$/tonne	\$706	\$705	\$705	\$706	\$693	\$786
Hemlock Squares * 4-1/8" Green Squares 13' c&f Japan	US\$/000 bd ft	\$849	\$848	\$848	\$849	\$854	\$897

- **Lumber and Panels** - Madison's Lumber Reporter, except the hemlock square prices. Retrieved from www.madisonsreport.com
- **NBSK Pulp and Newsprint** - Equity Research Associates. Retrieved from era-research.com
- **Exchange Rate** - Bank of Canada Average of U.S. noon rate for all business days in the week. Retrieved from www.bankofcanada.ca/rates/exchange/
- **Hemlock Squares** - Forest Economics Advisors (FEA) Wood Market Monthly report. Monthly average price, since Jan. 2010.



Sources:
Madison's Lumber Reporter, except FOEX Indexes Ltd (Wood Pellets), ERA (Pulp and Paper), and FEA Wood Market Monthly report (Hemlock Squares). Pulp & Newsprint for 2008-2014 are yearly average prices instead of monthly.