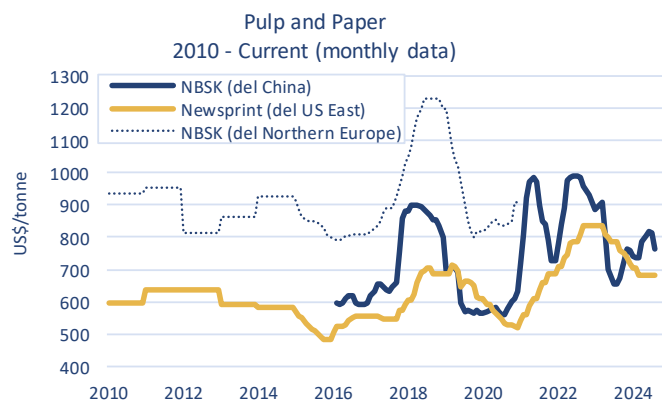
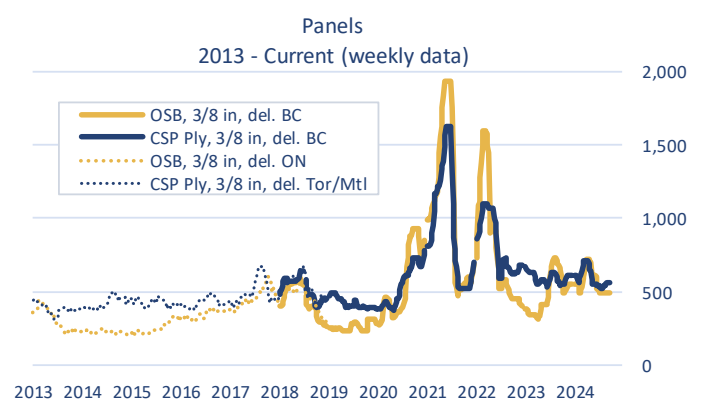
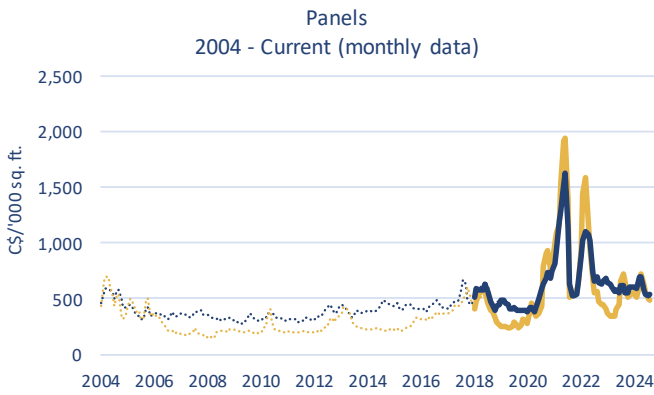
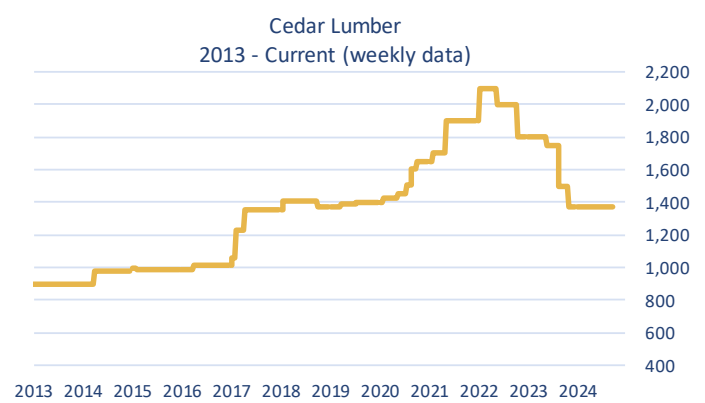
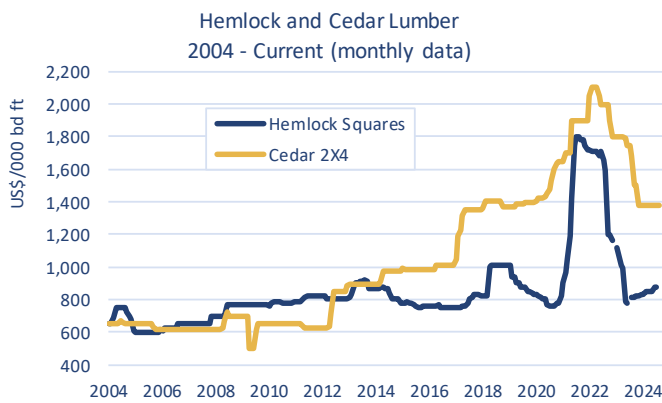
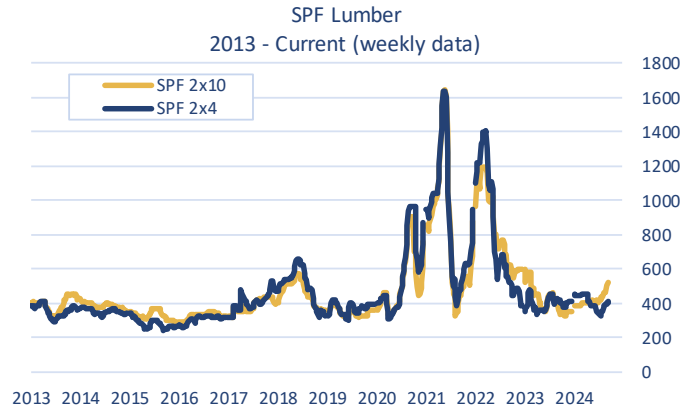
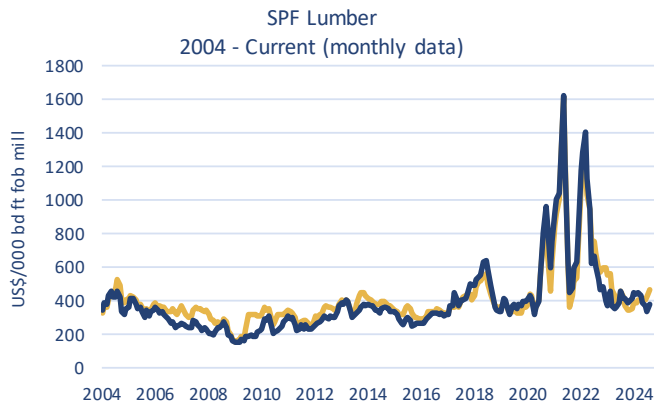


This weekly report lists the prices for selected forest industry products in British Columbia. Prices are subject to revision.

| PRODUCT | Unit | Current Week 20-Sep-24 | Previous Week 13-Sep-24 | Previous Month's Average Aug-2024 | Y-T-D Weekly Average as of 20-Sep-24 | Annual Average 2023 | Annual Average 2022 |
|--|-----------------|----------------------------|----------------------------|--------------------------------------|---|------------------------|------------------------|
| LUMBER | | | | | | | |
| SPF 2x4 RL, KD, #2&Btr, f.o.b. mill | US\$/000 bd ft | \$404 | \$410 | \$382 | \$405 | \$398 | \$814 |
| SPF Stud 2X4, KD, PET, f.o.b. mill | US\$/000 bd ft | \$270 | \$300 | \$300 | \$333 | \$359 | \$705 |
| SPF 2x10 RL, KD, #2&Btr, f.o.b. mill | US\$/000 bd ft | \$520 | \$520 | \$469 | \$421 | \$422 | \$831 |
| Cedar 2x4 RL, Green, Std & Btr, S4S, f.o.b. mill | US\$/000 bd ft | \$1,375 | \$1,375 | \$1,375 | \$1,375 | \$1,668 | \$1,998 |
| PANELS | | | | | | | |
| Plywood CSP, 3/8", del. BC | CDN\$/000 sq ft | \$560 | \$560 | \$543 | \$594 | \$593 | \$818 |
| OSB 7/16" del. BC | CDN\$/000 sq ft | \$490 | \$490 | \$490 | \$566 | \$488 | \$809 |
| EXCHANGE RATE | US\$/CDN\$ | 0.7363 | 0.7361 | 0.7312 | 0.7350 | 0.7410 | 0.7688 |
| MONTHLY PRICES | Unit | Previous Month Aug-2024 | 2 Months Ago Jul-2024 | 3 Months Ago Jun-2024 | Y-T-D Average 2024 | Annual Average 2023 | Annual Average 2022 |
| NBSK Pulp del. China | US\$/tonne | \$766 | \$814 | \$820 | \$776 | \$759 | \$931 |
| Newsprint del. U.S. Eastcoast | US\$/tonne | \$680 | \$680 | \$680 | \$686 | \$786 | \$783 |
| Hemlock Squares * 4-1/8" Green Squares 13' c&f Japan | US\$/000 bd ft | - | \$873 | \$873 | \$853 | \$897 | \$1,551 |

- **Lumber and Panels** - Madison's Lumber Reporter, except the hemlock square prices. Retrieved from www.madisonsreport.com
- **NBSK Pulp and Newsprint** - Equity Research Associates. Retrieved from era-research.com
- **Exchange Rate** - Bank of Canada Average of U.S. noon rate for all business days in the week. Retrieved from www.bankofcanada.ca/rates/exchange/
- **Hemlock Squares** - Forest Economics Advisors (FEA) Wood Market Monthly report. Monthly average price, since Jan. 2010.



Sources:

Madison's Lumber Reporter, except FOEX Indexes Ltd (Wood Pellets), ERA (Pulp and Paper), and FEA Wood Market Monthly report (Hemlock Squares). Pulp & Newsprint for 2008-2014 are yearly average prices instead of monthly.