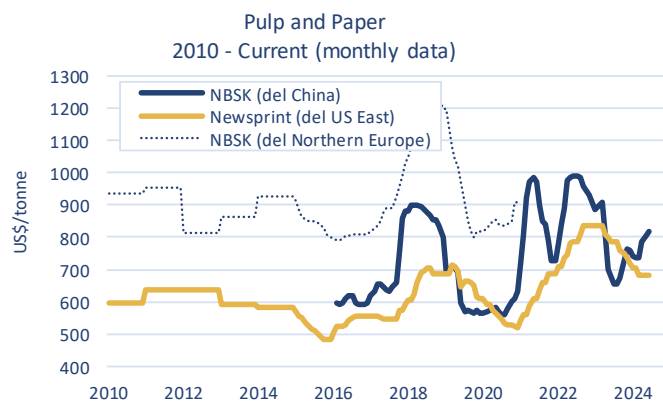
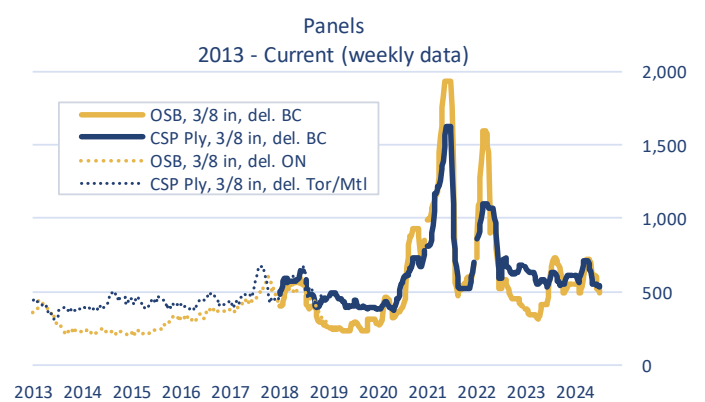
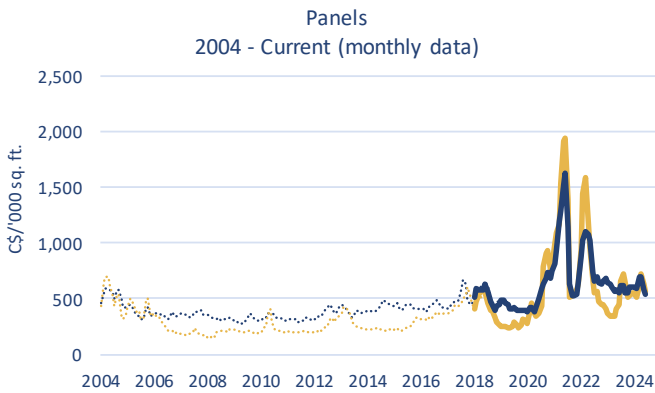
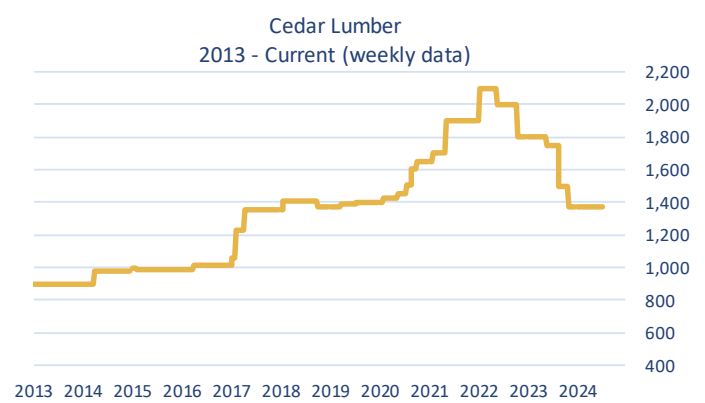
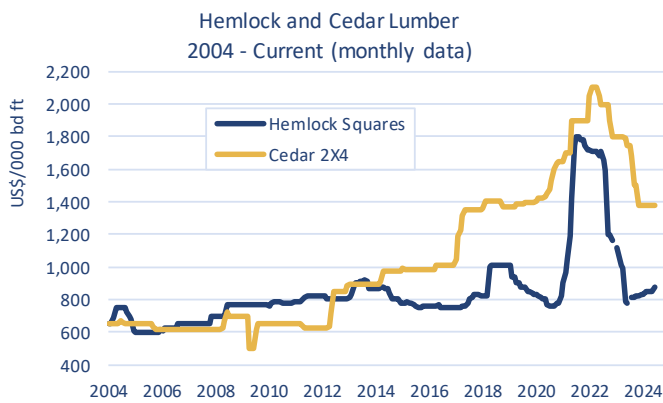
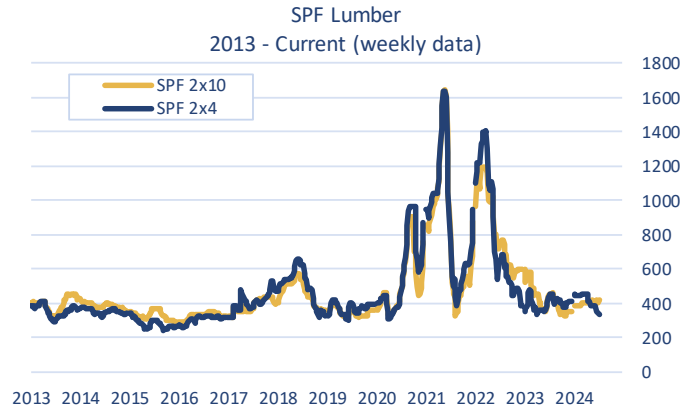
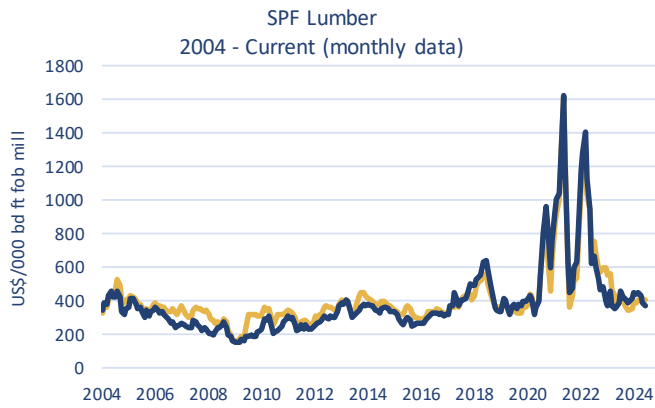


This weekly report lists the prices for selected forest industry products in British Columbia. Prices are subject to revision.

| PRODUCT  | Unit            | Current Week<br>12-Jul-24  | Previous Week<br>05-Jul-24 | Previous Month's Average<br>Jun-2024 | Y-T-D Weekly Average as of<br>12-Jul-24 | Annual Average<br>2023 | Annual Average<br>2022 |
|--|-----------------|----------------------------|----------------------------|--------------------------------------|---|------------------------|------------------------|
| <b>LUMBER</b>  |                 |                            |                            |                                      |   |                        |                        |
| <b>SPF 2x4</b><br>RL, KD, #2&Btr, f.o.b. mill                  | US\$/000 bd ft  | \$332                      | \$346                      | \$368                                | \$414                                   | \$398                  | \$814                  |
| <b>SPF Stud</b><br>2X4, KD, PET, f.o.b. mill                   | US\$/000 bd ft  | \$306                      | \$306                      | \$309                                | \$346                                   | \$359                  | \$705                  |
| <b>SPF 2x10</b><br>RL, KD, #2&Btr, f.o.b. mill                 | US\$/000 bd ft  | \$416                      | \$403                      | \$408                                | \$402                                   | \$422                  | \$831                  |
| <b>Cedar 2x4</b><br>RL, Green, Std & Btr, S4S, f.o.b. mill     | US\$/000 bd ft  | \$1,375                    | \$1,375                    | \$1,375                              | \$1,375                                 | \$1,668                | \$1,998                |
| <b>PANELS</b>  |                 |                            |                            |                                      |   |                        |                        |
| <b>Plywood</b><br>CSP, 3/8", del. BC                           | CDN\$/000 sq ft | \$530                      | \$540                      | \$545                                | \$612                                   | \$593                  | \$818                  |
| <b>OSB</b><br>7/16" del. BC                                    | CDN\$/000 sq ft | \$490                      | \$510                      | \$561                                | \$594                                   | \$488                  | \$809                  |
| <b>EXCHANGE RATE</b>   | US\$/CDN\$      | 0.7337                     | 0.7329                     | 0.7296                               | 0.7360                                  | 0.7410                 | 0.7688                 |
| MONTHLY PRICES   | Unit            | Previous Month<br>Jun-2024 | 2 Months Ago<br>May-2024   | 3 Months Ago<br>Apr-2024             | Y-T-D Average<br>2024                   | Annual Average<br>2023 | Annual Average<br>2022 |
| <b>NBSK Pulp</b><br>del. China                                 | US\$/tonne      | \$820                      | \$806                      | \$785                                | \$771                                   | \$759                  | \$931                  |
| <b>Newsprint</b><br>del. U.S. Eastcoast                        | US\$/tonne      | \$680                      | \$680                      | \$680                                | \$688                                   | \$786                  | \$783                  |
| <b>Hemlock Squares *</b><br>4-1/8" Green Squares 13' c&f Japan | US\$/000 bd ft  | \$873                      | \$848                      | \$848                                | \$850                                   | \$897                  | \$1,551                |

- **Lumber and Panels** - Madison's Lumber Reporter, except the hemlock square prices. Retrieved from [www.madisonsreport.com](http://www.madisonsreport.com)
- **NBSK Pulp and Newsprint** - Equity Research Associates. Retrieved from [era-research.com](http://era-research.com)
- **Exchange Rate** - Bank of Canada Average of U.S. noon rate for all business days in the week. Retrieved from [www.bankofcanada.ca/rates/exchange/](http://www.bankofcanada.ca/rates/exchange/)
- **Hemlock Squares** - Forest Economics Advisors (FEA) Wood Market Monthly report. Monthly average price, since Jan. 2010.



**Sources:**

Madison's Lumber Reporter, except FOEX Indexes Ltd (Wood Pellets), ERA (Pulp and Paper), and FEA Wood Market Monthly report (Hemlock Squares). Pulp & Newsprint for 2008-2014 are yearly average prices instead of monthly.