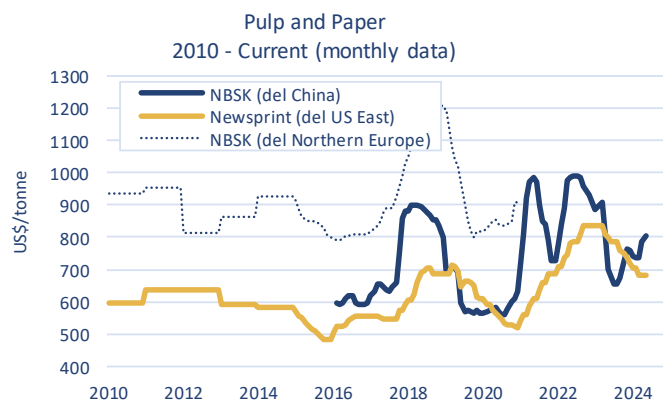
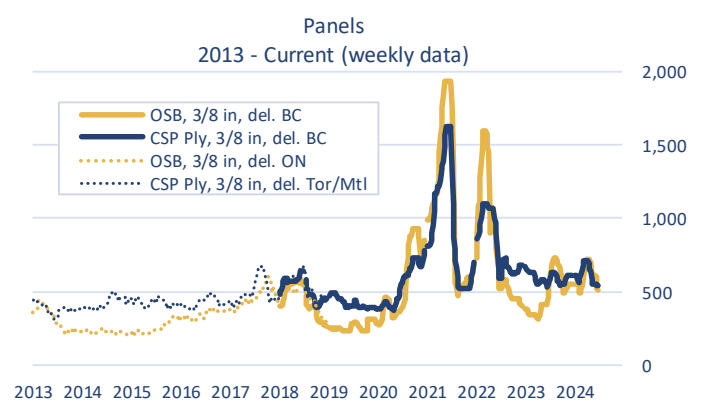
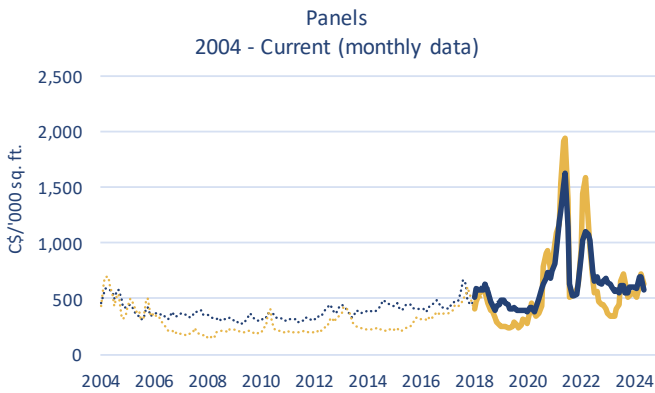
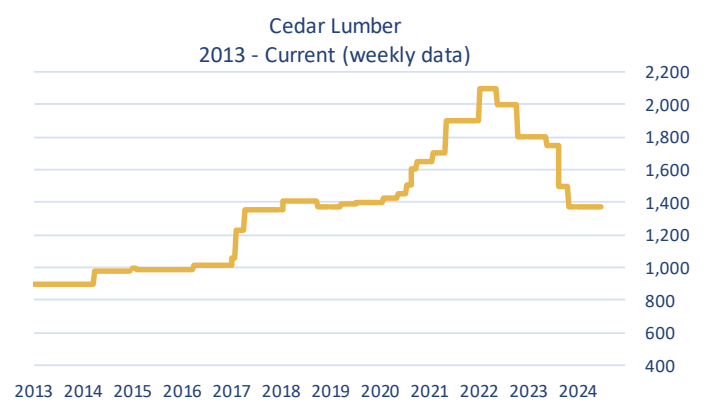
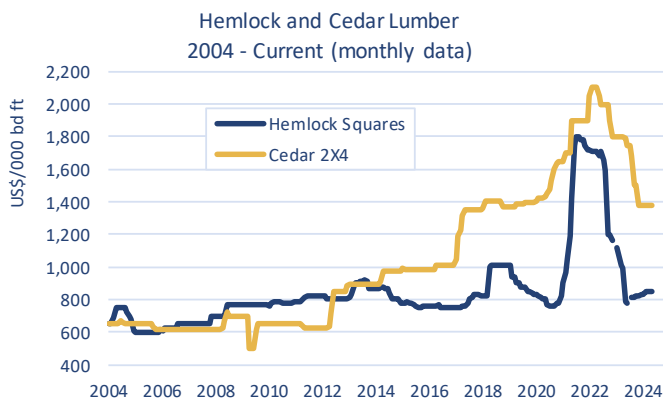
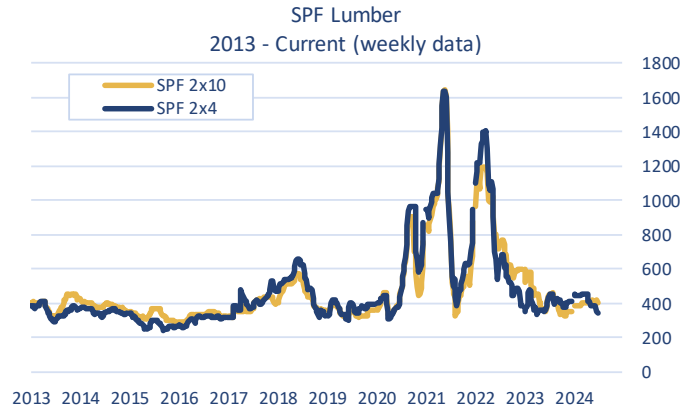
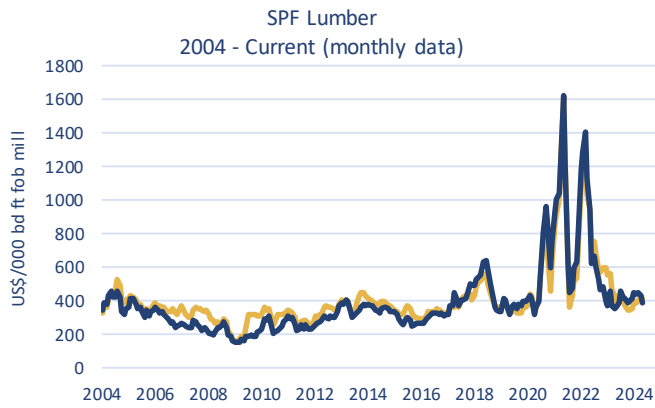


This weekly report lists the prices for selected forest industry products in British Columbia. Prices are subject to revision.

PRODUCT	Unit	Current Week 28-Jun-24	Previous Week 21-Jun-24	Previous Month's Average May-2024	Y-T-D Weekly Average as of 28-Jun-24	Annual Average 2023	Annual Average 2022
LUMBER							
SPF 2x4 RL, KD, #2&Btr, f.o.b. mill	US\$/000 bd ft	\$346	\$356	\$383	\$420	\$398	\$814
SPF Stud 2X4, KD, PET, f.o.b. mill	US\$/000 bd ft	\$306	\$310	\$336	\$349	\$359	\$705
SPF 2x10 RL, KD, #2&Btr, f.o.b. mill	US\$/000 bd ft	\$403	\$416	\$415	\$401	\$422	\$831
Cedar 2x4 RL, Green, Std & Btr, S4S, f.o.b. mill	US\$/000 bd ft	\$1,375	\$1,375	\$1,375	\$1,375	\$1,668	\$1,998
PANELS							
Plywood CSP, 3/8", del. BC	CDN\$/000 sq ft	\$540	\$540	\$575	\$618	\$593	\$818
OSB 7/16" del. BC	CDN\$/000 sq ft	\$510	\$525	\$624	\$601	\$488	\$809
EXCHANGE RATE	US\$/CDN\$	0.7310	0.7291	0.7314	0.7362	0.7410	0.7688
MONTHLY PRICES	Unit	Previous Month May-2024	2 Months Ago Apr-2024	3 Months Ago Mar-2024	Y-T-D Average 2024	Annual Average 2023	Annual Average 2022
NBSK Pulp del. China	US\$/tonne	\$806	\$785	\$739	\$761	\$759	\$931
Newsprint del. U.S. Eastcoast	US\$/tonne	\$680	\$680	\$680	\$690	\$786	\$783
Hemlock Squares * 4-1/8" Green Squares 13' c&f Japan	US\$/000 bd ft	\$848	\$848	\$848	\$846	\$897	\$1,551

- **Lumber and Panels** - Madison's Lumber Reporter, except the hemlock square prices. Retrieved from www.madisonsreport.com
- **NBSK Pulp and Newsprint** - Equity Research Associates. Retrieved from era-research.com
- **Exchange Rate** - Bank of Canada Average of U.S. noon rate for all business days in the week. Retrieved from www.bankofcanada.ca/rates/exchange/
- **Hemlock Squares** - Forest Economics Advisors (FEA) Wood Market Monthly report. Monthly average price, since Jan. 2010.



Sources:

Madison's Lumber Reporter, except FOEX Indexes Ltd (Wood Pellets), ERA (Pulp and Paper), and FEA Wood Market Monthly report (Hemlock Squares). Pulp & Newsprint for 2008-2014 are yearly average prices instead of monthly.