

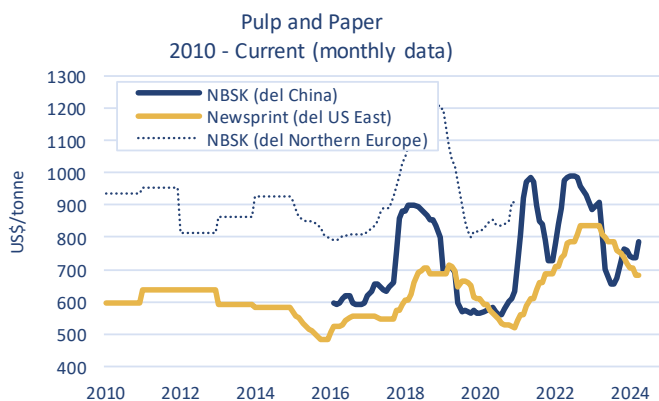
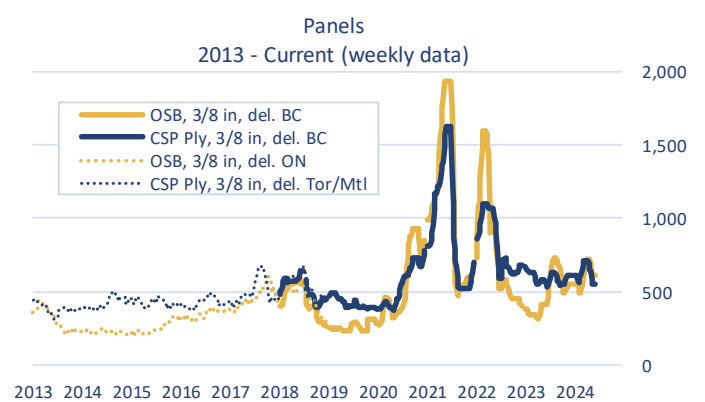
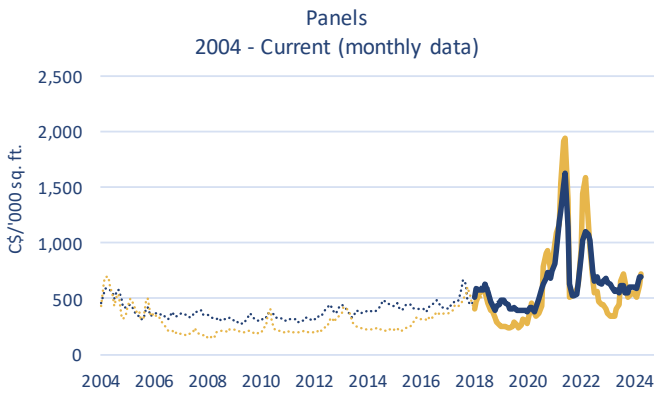
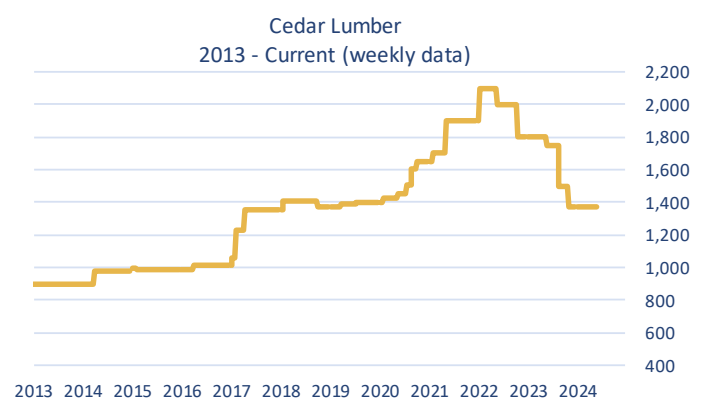
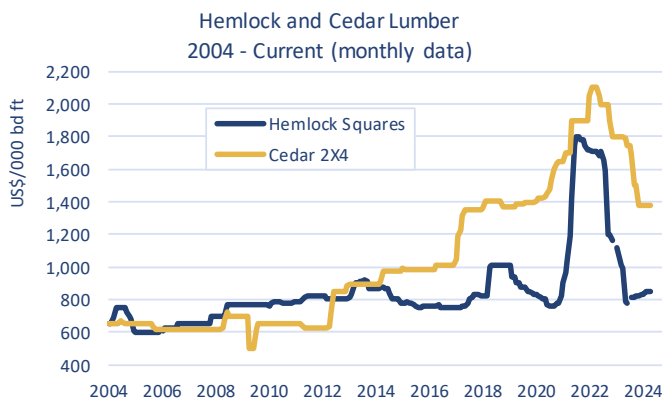
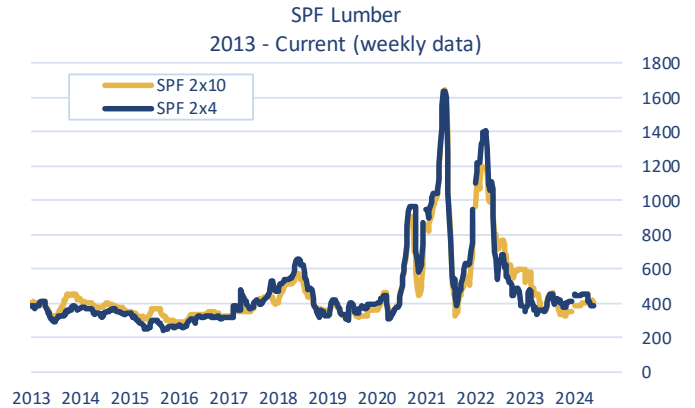
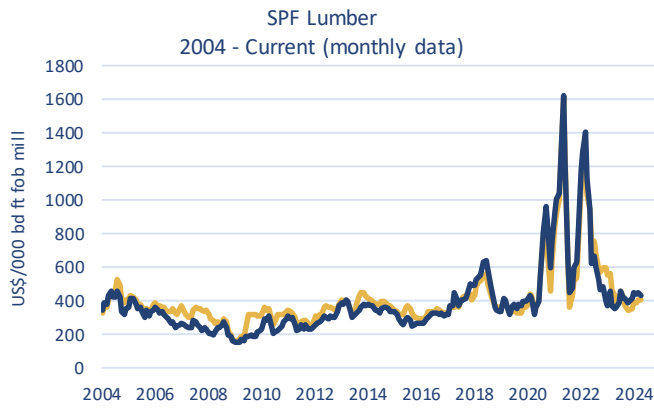
# British Columbia Forest Product Prices

Selected Statistics for the week ending May 31 2024

This weekly report lists the prices for selected forest industry products in British Columbia. Prices are subject to revision.

| PRODUCT  | Unit            | Current Week<br>31-May-24  | Previous Week<br>24-May-24 | Previous Month's<br>Average<br>Apr-2024 | Y-T-D<br>Weekly<br>Average as of<br>31-May-24 | Annual<br>Average<br>2023 | Annual<br>Average<br>2022 |
|--|-----------------|----------------------------|----------------------------|---|---|---------------------------|---------------------------|
| <b>LUMBER</b>  |                 |                            |                            |   |   |                           |                           |
| <b>SPF 2x4</b><br>RL, KD, #2&Btr, f.o.b. mill                  | US\$/000 bd ft  | \$384                      | \$384                      | \$430                                   | \$429   | \$398                     | \$814                     |
| <b>SPF Stud</b><br>2X4, KD, PET, f.o.b. mill                   | US\$/000 bd ft  | \$330                      | \$340                      | \$365                                   | \$357   | \$359                     | \$705                     |
| <b>SPF 2x10</b><br>RL, KD, #2&Btr, f.o.b. mill                 | US\$/000 bd ft  | \$407                      | \$420                      | \$406                                   | \$400   | \$422                     | \$831                     |
| <b>Cedar 2x4</b><br>RL, Green, Std & Btr, S4S, f.o.b. mill     | US\$/000 bd ft  | \$1,375                    | \$1,375                    | \$1,375                                 | \$1,375                                       | \$1,668                   | \$1,998                   |
| <b>PANELS</b>  |                 |                            |                            |   |   |                           |                           |
| <b>Plywood</b><br>CSP, 3/8", del. BC                           | CDN\$/000 sq ft | \$550                      | \$550                      | \$693                                   | \$631   | \$593                     | \$818                     |
| <b>OSB</b><br>7/16" del. BC                                    | CDN\$/000 sq ft | \$610                      | \$610                      | \$723                                   | \$608   | \$488                     | \$809                     |
| <b>EXCHANGE RATE</b>   | US\$/CDN\$      | 0.7322                     | 0.7313                     | 0.7315                                  | 0.7374  | 0.7410                    | 0.7688                    |
| MONTHLY PRICES   | Unit            | Previous Month<br>Apr-2024 | 2 Months Ago<br>Mar-2024   | 3 Months Ago<br>Feb-2024                | Y-T-D<br>Average<br>2024                      | Annual<br>Average<br>2023 | Annual<br>Average<br>2022 |
| <b>NBSK Pulp</b><br>del. China                                 | US\$/tonne      | \$785                      | \$739                      | \$737                                   | \$750   | \$759                     | \$931                     |
| <b>Newsprint</b><br>del. U.S. Eastcoast                        | US\$/tonne      | \$680                      | \$680                      | \$705                                   | \$693   | \$786                     | \$783                     |
| <b>Hemlock Squares *</b><br>4-1/8" Green Squares 13' c&f Japan | US\$/000 bd ft  | \$848                      | \$848                      | \$848                                   | \$845   | \$897                     | \$1,551                   |

- **Lumber and Panels** - Madison's Lumber Reporter, except the hemlock square prices. Retrieved from [www.madisonsreport.com](http://www.madisonsreport.com)
- **NBSK Pulp and Newsprint** - Equity Research Associates. Retrieved from [era-research.com](http://era-research.com)
- **Exchange Rate** - Bank of Canada Average of U.S. noon rate for all business days in the week. Retrieved from [www.bankofcanada.ca/rates/exchange/](http://www.bankofcanada.ca/rates/exchange/)
- **Hemlock Squares** - Forest Economics Advisors (FEA) Wood Market Monthly report. Monthly average price, since Jan. 2010.



**Sources:**

Madison's Lumber Reporter, except FOEX Indexes Ltd (Wood Pellets), ERA (Pulp and Paper), and FEA Wood Market Monthly report (Hemlock Squares). Pulp & Newsprint for 2008-2014 are yearly average prices instead of monthly.